

# **monitoring the future**

**questionnaire responses from the  
nation's high school seniors**

**2011**

Lloyd D. Johnston, Jerald G. Bachman, and  
Patrick M. O'Malley



# **monitoring the future**

**questionnaire responses from the  
nation's high school seniors**

**2011**

Lloyd D. Johnston, Jerald G. Bachman, and  
Patrick M. O'Malley

Survey Research Center • Institute for Social Research  
The University of Michigan  
Ann Arbor, Michigan



ISSN 0190-9185  
ISBN 978-0-87944-012-0  
Library of Congress Catalog Card Number 79-640937

Copyright 2013 by the University of Michigan,  
All rights reserved

Published in 2013 by:  
Institute for Social Research,  
The University of Michigan, Ann Arbor, Michigan

6 5 4 3 2 1

Printed in the United States of America



# Table of Contents

<b>Preface</b>	v
Purposes of This Series of Publications	v
A Guide for the Reader	vi
Availability of Archived Data	vii
Other Publications from the Study	vii
Acknowledgments	viii
<b>Introduction</b>	1
The Need for Social Indicators	2
Research Design and Procedures	2
Reasons for Focusing on High School Seniors	2
Sampling Procedures	3
School Recruiting Procedures	4
Advance Contact with Teachers and Students	4
Questionnaire Administrations	5
Procedures for Protecting Confidentiality	5
Content Areas and Questionnaire Design	5
Representativeness and Validity	10
School Participation	10
Student Participation	10
Validity of Self-Report Data	10
Accuracy of the Sample	11
Consistency and the Measurements of Trends	11
Caveats to the Users of the Data	11
Estimation of Sampling Errors	11
Subgroup Definitions	12
Missing Data Notes	12
Characterizing Heroin Users	12
Interpreting Racial Differences	13
A Note on the Questions about Amphetamine Use	15
A Note on the Questions about Alcohol Use	16
A Note on the Questions about the Use of Hallucinogens Other Than LSD and Tranquilizers	16
A Note on the Questions about the Use of Narcotics Other Than Heroin	16
<b>Descriptive Results</b>	17
Introduction to the Table Format and Conventions	17
Definitions of Column Headings	17
Table Contents	18
Questionnaire Forms 1 through 6	21
Section C (All Forms): Demographic Variables, Family Background, etc.	21
Section B (All Forms): Drug Use	29
Questionnaire Form 1	46
Section A	46



Section B (Detailed Drug Use)	56
Section D	95
Questionnaire Form 2	105
Section A	105
Section D	119
Section E	125
Questionnaire Form 3	137
Section A	137
Section D	152
Section E	156
Questionnaire Form 4	166
Section A	166
Section D	179
Section E	187
Questionnaire Form 5	192
Section A	192
Section D	207
Section E	213
Questionnaire Form 6	221
Section A	221
Section B	232
Section D	238
<b>Cross-Time Index of Questionnaire Items, 1976-2011</b>	255
Introduction to the Indexing Conventions	255
Definitions of Column Headings	255
Question Index	264
<b>Appendices</b>	353
Appendix A: Sampling Error Estimates and Tables	353
Appendix B: Procedures Used to Derive Design Effects and Sampling Errors	363
Appendix C: Questionnaire Covers, Instructions, and Sample Page	377
<b>References</b>	381
<b>Tables</b>	
Table 1: Sample Sizes and Student Response Rates	4
Table 2: Measurement Content Areas	6
Table 3: Prevalence of Drug Use Question Numbers by Questionnaire Form, 2011	7
Table 4: Subject Area Key	258
Table A-1: Confidence Intervals (95% Level) around Percentage Values	357
Table A-2: Confidence Intervals for Differences between Two Percentages (95% Confidence Level)	359
Table B-1: Sample Sizes (Unweighted and Weighted) in Subgroups by Year	371
Table B-2: Guidelines for Computing Design Effects (DEFFs) for Percentages and Means Derived from Monitoring the Future Samples	376
<b>Figures</b>	
Figure 1: Guide to Table Format	19
Figure 2: Guide to Cross-Time Index	257
Figure B-1: Design Effects for Single Percentages	368
Figure B-2: Design Effects for Differences between Percentages	369



# Preface

This volume is the latest in a series that presents descriptive statistical results from a national survey of young people entitled *Monitoring the Future: A Continuing Study of the Lifestyles and Values of Youth*. Each year, the study surveys a large sample of high school seniors, located in approximately 130 schools nationwide and drawn to be representative of all seniors in the coterminous United States.

The first four volumes in this series, dealing with the high school classes of 1975, 1976, 1977, and 1978, were published simultaneously early in 1980. Additional volumes appear on an annual basis. The most important contribution of this series is likely to be the opportunity it provides for the exploration of trends, a process that obviously involves the use of several different volumes. With that in mind, we have kept the format highly consistent from one volume to another, and we have developed an index (described below) that should facilitate the process of matching data across years. It should be noted that the volume presenting 1975 data is different from the others in several respects.\*

Although we designed the volumes to fit together as a series, we also saw distinct advantages in having each volume able to stand alone—to be usable without reference to any of the others. For that reason, the introductory material on research design and questionnaire content, the instructions for accessing the data tables, and the appendices on sampling errors are all included in each volume. Thus, the small price we pay for making each volume self-contained is that much of the text portion is repeated each year.

## Purposes of This Series of Publications

*Monitoring the Future*, which is conducted by the University of Michigan's Institute for Social Re-

search and receives its core funding from the National Institute on Drug Abuse, is an unusually comprehensive research project in several respects: surveys are conducted annually on an ongoing basis; the samples are large and nationally representative; and the subject matter is very broad, encompassing some 1,400 variables per year. Many people—scholars, policy makers, educators, and so on—will have an interest in the results.

The principal investigators are already writing for a number of these audiences and will continue to do so. Because of the limitations in our own time, interests, and expertise, however, there is an enormous amount of valuable information that may never be utilized if the initiative to digest and disseminate all of it must come from us alone. Further, since the project is in part a social indicator series, its value rests to a considerable degree on *timely* dissemination of the results. For these reasons, we wish to share the study's results with others in a number of fields on a rapid and regular basis. We have chosen to provide two major and complementary vehicles for doing this: (a) these annual reference volumes of descriptive results and (b) machine-readable data archives for direct analysis by others.

We believe that many potential users who would not mount the effort required to conduct computer analyses of archived data will be able to get most of what they want from these volumes of descriptive results. The user of any one of these volumes can estimate—usually with considerable accuracy—a wide variety of characteristics of the high school class described in that volume. To take just one example, the user of the 1994 volume can ascertain that 30.7 percent of seniors in the high school class of 1994 reported using marijuana at least once during the preceding year. Further, by utilizing

\*The 1975 volume does not include comparison data for African American and white subgroups, nor does it include data for the subgroups who did and did not plan to complete four years of college. Also, somewhat fewer questionnaire items appear than in the other volumes. These restrictions are the result primarily of missing data problems that occurred only in the 1975 survey. In most respects, however, those seeking to compare different classes of high school seniors will find the 1975 data useful.



two or more of these volumes, the reader can describe recent trends in any such characteristic. To continue with the same example, the volume describing the high school class of 1975 indicates that 40.0 percent of these seniors reported marijuana use during the preceding year; and when that is combined with the data from the intervening years, the reader is able to discern a steady increase between 1975 and 1979 (50.8 percent of that class reported having used marijuana at least once in the preceding year) and a subsequent steady decrease, through 1992, to below the 1975 level. Between 1992 and 1997, there was an increase in marijuana use; from 1997 to 2006, a decline with little further change in 2007, and some increase beginning in 2008. The figures for the years 1975 to 2011 are:

%	%	%	%
1975 40.0	1985 40.6	1995 34.7	2005 33.6
1976 44.5	1986 38.8	1996 35.8	2006 31.5
1977 47.6	1987 36.3	1997 38.5	2007 31.7
1978 50.2	1988 33.1	1998 37.5	2008 32.4
1979 50.8	1989 29.6	1999 37.8	2009 32.8
1980 48.8	1990 27.0	2000 36.5	2010 34.8
1981 46.1	1991 23.9	2001 37.0	2011 36.4
1982 44.3	1992 21.9	2002 36.2	
1983 42.3	1993 26.0	2003 34.9	
1984 40.0	1994 30.7	2004 34.3	

A similar examination of trends can be carried out for about 1,400 different variables dealing with a wide variety of subject areas (listed in Table 2 of the Introduction). A simple indexing system (described below) has been developed that makes it quite straightforward for the reader wishing to do trend analyses to locate the results for a given question for any year of the study. The index in the present volume lists the location of all items included in the surveys from 1976 onward.

Analyses such as those illustrated above need not be limited to the total sample. The data provided in these volumes also permit examination of a variety of subgroups (e.g., males, females, those from different regions, and those with different levels of drug use experience).

We recognize that providing ready access to essentially undigested data carries certain risks, particularly the risk of mistaken interpretations based on inadequate controls, lack of awareness of sample limitations, etc. More than offsetting the risks, in our view, are the advantages of prompt

and widespread dissemination of these nationally representative survey indicator data. Although we are unable to eliminate the risks, we hope to reduce them by providing the reader with an extensive list of caveats presented at the end of the Introduction section. We ask all who use the data to read these caveats carefully and take them seriously.

### A Guide for the Reader

This volume is divided into three main parts: (1) the introductory section, (2) the section giving the descriptive results from the current year's survey, and (3) the cross-time item reference index.

**Introductory Section.** The introduction contains a description of the study—its purposes, major content areas, design, field procedures, response rates, and methods of publication and data dissemination. Since most of this material remains unchanged from year to year, anyone having read another of the volumes may wish to skim this section. We do, however, suggest reviewing the caveats, located at the end of the introductory section, which deal with interpreting and extrapolating from these data.

**Descriptive Results Section.** In this section, all questions contained in this year's survey are presented along with percentagized frequency distributions of answers for the entire sample and for selected subgroups. The questions in this section are organized according to the number of the questionnaire form in which they were contained (Forms 1 through 5 in 1975–88 and Forms 1 through 6 in 1989 on) and according to the order in which the questions occurred. There is one important exception, however. A major segment of questions common to all forms of the questionnaire (dealing with drug use, background characteristics, and some other subjects) is presented only once, at the beginning of the Descriptive Results section, using the data from respondents on all forms. Table 3 (Prevalence of Drug Use Question Numbers by Questionnaire Form, 2011), in the Introduction to this volume, lists the form and question numbers of all prevalence of drug use questions appearing in the Descriptive Results section.

The first portion of the Descriptive Results section contains detailed definitions of all subgroups for whom data are presented. It also describes the statistical conventions used in generating the tables.

### Cross-Time Index of Questionnaire Items.

\*Single copies of the reports with a publication date prior to 2010 may be ordered without cost from NIDA Drug Publications Research Dissemination Center at 877-NIDA-NIH (877-643-2644); or by e-mail at [drugpubs@nida.nih.gov](mailto:drugpubs@nida.nih.gov). More recent reports may be viewed and downloaded from the MTF website, [www.monitoringthefuture.org](http://www.monitoringthefuture.org).



Beginning with the 1982 volume, this index is ordered by subject area. (It was ordered by item reference number prior to 1982.) The index is intended to serve two purposes.

First, it should be useful in locating items dealing with a subject area of interest. The subject area key at the beginning of the cross-time item index shows the alphanumeric code assigned to various subject areas (e.g., “politics” or “work and leisure”). Having selected a subject area of interest, one can then go to that section of the index to locate all questions in any of the surveys that deal with that subject. (The procedure is slightly different in volumes prior to 1982, as described in those volumes.) To locate the results for any given question in this volume, simply look in column two of the item index for its page location.

The cross-time index can also be used to determine in which other years an item was used and where to locate it. If, in reviewing the Descriptive Results section, one locates an interesting item and would like to know in which of the other annual surveys of seniors it has appeared, it may be found in the cross-time index by the unique “item reference number” within the relevant subject area. The index will indicate all years in which that same item appeared and show the questionnaire form, section, and item number for each year. This information thus can be used to decide which other volumes in this series might be of relevance; and the same item may be readily located by its reference number in the index of any other volume prior to the 1982 volume and by its subject area and reference number in any volume from 1982 on.

**Sampling Appendices.** Appendix A is provided for those wishing to determine the confidence limits around a percentage estimate, to test the statistical significance of an observed difference between two groups, or to test the significance of a change from one year to another. It gives the necessary procedures and tables for such tests and provides the appropriate factors by which to correct for the fact that the study makes use of a multi-stage probability sample clustered in a limited number of schools (usually about 130). Appendix B provides further detail on sample design effects and the procedures that were used to derive the sampling error estimates.

### Availability of Archived Data

As was mentioned earlier, this series of volumes is complemented by an archiving of the raw data

set for direct analysis by others not associated with the project. The present volumes should be a considerable help to those wishing to access the archived data since they provide a verbatim statement of items and answer categories and, also, because they include basic univariate and bivariate frequency distributions for all items, as well as the missing data rates. The cross-time index of items contained in each of these volumes also provides an efficient way to identify the relevant variables in various content areas, and to determine when they were measured and their questionnaire locations. In fact, we hope that the availability of this series will not only facilitate the use of the archived data but actually stimulate interest in their use.

The individual-level data that are summarized in this and previous volumes are available from:

National Addiction and HIV Data Archive  
Program (NAHDAP)  
The Inter-university Consortium for Political and  
Social Research (ICPSR)  
Institute for Social Research  
P.O. Box 1248  
Ann Arbor, MI 48106-1248

The ICPSR archive makes individual-level data available to interested investigators for analysis. A few variables have been modified or deleted to ensure that the answers of an individual respondent cannot be located through pattern recognition (i.e., using various descriptor variables in combination to make a unique identification). The changed or deleted variables include month of birth, race, religious preference, and the sampling weight, which adjusts for selection probability. To access the data, see the SAMHDA website at:

<http://www.ICPSR.umich.edu/NAHDAP>

### Other Publications from the Study

A number of different forms of publications based on Monitoring the Future data have been developed or are being planned. One series of reports, dealing with trends in drug use and drug-related attitudes and beliefs, was published by the National Institute on Drug Abuse in 1977-2009 and on-line by the Institute for Social Research beginning in 2010. The first report in that series, *Drug Use among American High School Students, 1975-1977* (Johnston, Bachman, and O'Malley), was published in late 1977. Subsequent reports have



been issued yearly.\* The most recent two-volume report in this series, only available on-line, is *Monitoring the Future National Survey Results on Drug Use, 1975–2011, Volume I. Secondary School Students* (Johnston, O'Malley, Bachman, and Schulenberg, 2012b). As a supplement to the series, an occasional paper (number varies), available online only, presents subgroup trends in substance use graphically. An occasional paper series has been launched by the project. It includes papers on design and methodological issues as well as special substantive analyses and early, and sometimes more detailed, drafts of articles planned for journal publication. Occasional Paper No. 76, "The Monitoring the Future Project after Thirty-seven Years: Design and Procedures" (Bachman, Johnston, O'Malley and, Schulenberg, 2011), provides a detailed description of the study and its underlying rationale; Occasional Paper No. 65, "The Aims and Objectives of the Monitoring the Future Study and Progress toward Fulfilling Them as of 2006" (Johnston, O'Malley, Schulenberg, and Bachman, 2006) provides a description of the study's objectives.

The present series of reference volumes is being published by the Institute for Social Research. A new volume will be added to this series each year. All volumes beginning with the 1996 volume are also available as PDF files on a CD. Beginning with the 2009 volume these volumes will be available online and as PDF files on a CD.

To request particular papers, reprints, or periodic notification of publications available from the study, write to:

Monitoring the Future, Room 2311  
Institute for Social Research  
P.O. Box 1248  
The University of Michigan  
Ann Arbor, Michigan 48106-1248  
[www.monitoringthefuture.org](http://www.monitoringthefuture.org)

## Acknowledgments

A great many people have contributed to the launching and development of this research effort. We are indebted to a number of officials of the National Institute on Drug Abuse and the Special Action Office for Drug Abuse Prevention for their encouragement and advice at the outset—in particular, Richard Bucher, Robert DuPont, William Pollin, and Louise Richards.

Our colleagues at the Institute for Social Research and elsewhere, who shared their insights, and often their most cherished instrumentation, are too numerous to mention; but their contributions are greatly appreciated. To the former director of the Survey Research Center's Sampling Section, Irene Hess, and to her colleagues and her successor, Steven Heeringa, we owe a particular debt for the creativity of the sampling design for the study. The contributions of the SRC Field Section were also very valuable.

Major contributions to the production of this particular volume were made by staff members Ginger Maggio, and Adam Burke.

The present and former members of the project staff (listed on the next page) have, of course, contributed greatly to the building of this large and complex research series.

Finally, we would like to acknowledge the tens of thousands of high school seniors, their teachers, and their principals, whose cooperation and generous contributions of time make the Monitoring the Future project possible.

Lloyd D. Johnston  
Jerald G. Bachman  
Patrick M. O'Malley

\*Single copies of the reports with a publication date prior to 2010 may be ordered without cost from NIDA Drug Publications Research Dissemination Center at 877-NIDA-NIH (877-643-2644); or by e-mail at [drugpubs@nida.nih.gov](mailto:drugpubs@nida.nih.gov). More recent reports may be viewed and downloaded from the MTF website, [www.monitoringthefuture.org](http://www.monitoringthefuture.org).



**Present and Former Members of the Project Staff**

Bridget Ammon	Halford Fairchild	Mary Lutz	Nicholas Prieur
Donna Ando	Maureen Ferrell	Elaine Maggio	Alisa Rastelli
Margaret Bailey	Marjorie Fisher	Ginger Maggio	Judith Redmond
Dawn Bare	Michael Fisher	Jennifer Maggs	Barbara Renaud
Ellen Berger	Tyrone Forman	Oksana Malanchuk	Nicole Ridenour
Patricia Berglund	Randy Franzoi	Gloria Martinez	Nancy Robinson
Stephen Berry	Peter Freedman-Doan	Meghan Martz	Willard Rodgers
Mary Lou Bewley	Henry Freeman	Julie Maslowsky	Don Rubinstein
Amanda Bigham	Walter Gruhn	Wayne McCulloch	Susan Saavedra
Katherine Blatt	John Haeussler	Timothy McDaniel	Deborah Safron
Mary Lea Bonucchi	Lana Harrison	Joan McGraw	Maria Sanchez
Katheryn Boris	Tanya Hart	Alicia Merline	John Schulenberg
Patty Bradley	James Hersey	Emily Messersmith	Amy Schulz
Jonathon Brenner	A. Regula Herzog	Patti Meyer	Victor Sellinger
Philip Brenner	Jerome Hiniker	John Miller	Tina Smith
Marcy Breslow	Renee Hinkle-De Groot	Joy Miskowski	Jane Stanton
Alison Bryant	Ann Impens	Caroline Mohai	Scott Tarry
Joyce Buchanan	Justin Jager	Marion Morse	Ann Taylor
Susan Burek	Jane Jibson	Jordana Muroff	Richard Taylor
Adam Burke	Kathryn Johnson	Lisa Nagy	Yvonne Terry-McElrath
Carola Carlier	Pamela Kittel	Amanda Nephew	Lynda Tolen
Amy Corning	Deborah Kloska	Jim Neveaux	Lorel Vidlund
Elaine Cousino	Mark Krell	Jeffrey Nicholls	Katherine Wadsworth
William Cross	Zenon Kuzmyn	Brian O'Keefe	John Wallace
Mary Danneffel-	Karl Landis	David Outcalt	Chuck Westrin
Mashruwala	Carol Larsen	Karl Palachuk	Marla Weyher
Mary Lou Davis	Sally Lawson	Kathleen Palmer	Kris Wiggins
Laura Decker	Sharon Leech	Megan Patrick	Deborah Willis
Mary Dempsy	W. Christopher Lenhardt	Dorothy Paulette	Sandra Wronski
William Diedrich	Margaret Libsch	Susan Pauls	Thelma Wurzelbacher
Robert Doljanac	Jeannette Lim	Timothy Perry	Sheri Wynn
Karen Donahue	Ludmilla Litus	Crystal Pickett	Shelly Yee
Ernest Dopp	Jinyun Liu	Sharon Pietila	Daniel Zahs
Richard Erickson	A. Katheryn Loker	Joseph Pleck	
Leslie Eveland	Regina Lumbard	Deborah Poinier	







# Introduction

The Monitoring the Future project is designed to explore changes in many important values, behaviors, and attitudes of contemporary American youth. Two general types of tasks may be distinguished. The first is to provide a systematic and accurate *description* of the youth population of interest in a given year and to quantify the direction and rate of the changes taking place among them over time. The second task, more analytic than descriptive, involves the *explanation* of the relationships and trends observed to exist.

The task of description may be subdivided into three parts: (1) the description of static conditions (which may be accomplished through a single cross-sectional study); (2) the description of cross-cohort or, in longer time-spans, generational changes (usually accomplished using repeated cross-sections of the same age groups); and (3) the description of changes with aging (usually accomplished by means of longitudinal studies). The Monitoring the Future project has the capacity to provide each of these three types of descriptions, since it incorporates all three types of research design into a single study. (This complex design, in which multiple cohorts are followed longitudinally, has been referred to as a cohort-sequential design.)

The content of this volume exemplifies the first of these types of description in that it contains cross-sectional data on a single high school class. When the data in this volume are used in combination with data from other such volumes in the series, the nature, direction, and rates of change from one cohort of seniors to another also may be described—the type of reporting that is often labeled as the social indicator approach. The third

class of description—dealing with the maturational changes that occur during the years after high school—is not dealt with in this series of volumes but is reported in other publications from the study.\*

The accurate characterization of American young people and the description of important changes occurring among them is but one class of objectives for the study. The second class of objectives involves the development of a greater understanding of what causes these young people to be as they are and why the changes being documented are occurring. An explanation will be sought through both the analysis of change at the aggregate level and at the individual level. The results of these explorations will be disseminated via the various publications discussed in the Preface.

The merging of the social indicator approach and the analysis of relationships (particularly longitudinal relationships) into a single cohort-sequential design is, in our view, synergistic: the effectiveness of the two approaches combined is greater than if the two were undertaken separately. Because the present series of volumes deals with senior year data only, our remarks here focus primarily on the project's social indicator contributions—the accurate description of high school seniors and the documentation of trends over time. It is worth noting, however, that even the limited amount of bivariate data included in the present volumes will suggest promising directions for relational analyses, many of which can be carried out using the archived data tapes from the project.

\*Panels of students from each graduating class are randomly selected and followed longitudinally by mail. Individuals are surveyed biennially through age 30 and then at five-year intervals. These data allow the characterization of the changes that occur during the early adult years and on through age 50. In addition, the data allow the cross-sectional characterization each year of most Americans (excluding high-school dropouts) in those age groups and the changes occurring in those characteristics.



### The Need for Social Indicators

The fundamental argument for developing social indicators is that there are considerable scientific and practical benefits derived from having accurate information about current social realities and the way those realities have been changing. For the scientific community, such indicators provide a rich set of information against which existing theory may be tested and from which new theory may be suggested. For the community at large, social indicators permit the “reality testing” of common perceptions and beliefs about the nation and its people. Past experience has demonstrated that widely held conceptions, which themselves may serve to create or exacerbate problems, can be most inaccurate. One example is the exaggerated popular conception of the size and nature of the “gap” between generations (see Adelson, 1970, 1979); another is the mistaken assumption that most young people condone the use of a variety of illegal drugs (Johnston, 1973; Johnston, O’Malley, Bachman, and Schulenberg, 2012b).

While deflating exaggerated perceptions, a continual monitoring of indicators on youth also can reveal the beginning of new problems and thus give rise to corrective efforts at a relatively early stage. For instance, most would view with concern the emergence of new types of drug use. Monitoring the Future documented and reported a sharp increase in regular marijuana use among high school seniors in the late 70s, and, as a result, more attention was paid to the issue by policy makers, the media, and the general public. The discovery of such trends may trigger more intense efforts to discover the causes, consequences, and (when appropriate) preventatives of such behaviors.

Although social indicators seldom translate directly into specific policy decisions, the availability of descriptive information can substantially enhance the decision-making capabilities of policy makers. These data provide considerable insight into the size and nature of problems, the rate of change occurring nationally and in subgroups, and, in some instances, information about related factors and even the likely impacts of major social interventions (such as changed drug laws or new incentives for recruitment into the military, to name but two). They also provide the possibility of feed-

back on the consequences of some social interventions as well as major historical events.

The particular topics included in our monitoring system are summarized later in this introduction and, of course, they are presented fully in the complete set of data tables. For present purposes, it is enough to indicate that the range of topics is very broad. This breadth is partly due to the wide interests of the principal investigators; but it also reflects our conviction that the concurrent examination of trends in a variety of areas is not only much more cost efficient but also more scientifically productive.

### Research Design and Procedures\*

The basic research design involves annual data collections from high school seniors during the spring of each year, beginning with the class of 1975. Each data collection takes place in approximately 130 public and private high schools selected to provide an accurate cross-section of high school seniors throughout the coterminous United States. The design also provides for the longitudinal study of a subsample from each class of participating seniors; but since the focus of this series of volumes is exclusively on the data collected annually from seniors, the follow-up procedures will not be discussed here.

#### Reasons for Focusing on High School Seniors.

There are several reasons for choosing the senior year of high school as an optimal point for monitoring the behaviors and attitudes of youth. One is that the completion of high school represents the end of an important developmental stage in this society, since it demarcates both the end of universal public education and, for many, the end of living in the parental home. Therefore, it is a logical point at which to take stock of the accumulated influences of these two environments on American youth.

Further, the completion of high school represents the jumping off point from which young people diverge into widely differing social environments, including college, business firms, military service, and homemaking. But these environmental transitions are not the only important changes that coincide with the end of high school. Most young men and women now reach the formal age of adulthood shortly before or after graduation; more

\*A more extensive description of the research design and procedures may be found in Bachman and Johnston (1978), Bachman, Johnston, and O’Malley (2006), or Johnston, O’Malley, Bachman, and Schulenberg (2012b).



significantly, they begin to assume adult roles, including financial self-support, marriage, and parenthood.

Finally, there are some important practical advantages to building a system of data collections around samples of high school seniors. The last year of high school constitutes the final point at which a reasonably good national sample of an age-specific cohort can be drawn and studied economically. The need for systematically repeated, large-scale samples from which to make reliable estimates of change requires that considerable stress be laid on efficiency and feasibility; the present design meets those requirements.

One limitation in the design is that it does not include in the target population those young men and women who drop out of high school before graduation (or before the last few months of the senior year, to be more precise). This excludes a relatively small proportion of each age cohort—between 11 and 15 percent (U.S. Bureau of the Census, various years)—though not an unimportant segment, since we know that certain behaviors such as illicit drug use (Johnston, 1973) and delinquency (Bachman, O'Malley, and Johnston, 1978) tend to be higher than average in this group. However, the addition of a representative sample of dropouts would increase the cost of the present research enormously, because of their dispersion and generally higher level of resistance to being located and interviewed.

For the purposes of estimating characteristics of the entire age group, the omission of high school dropouts does introduce certain biases; however, their small proportion sets outer limits on the bias (Johnston, O'Malley, Bachman, and Schulenberg, 2012b, Appendix). For the purposes of estimating *changes* from one cohort of high school seniors to another, the omission of dropouts represents a problem only if different cohorts have considerably different proportions who drop out. We have no reason to expect dramatic changes in those rates for the foreseeable future, and recently published government statistics indicate a great deal of stability in dropout rates since 1970 (U.S. Bureau of the Census, various years).

Some may use our high school data to draw conclusions about changes for the entire age group. While we do not encourage such extrapolation, we

suspect that the conclusions reached often would be valid, since over 80 percent of the age group is in the surveyed segment of the population *and* we expect that changes among those not in school are very likely to parallel the changes among those who are.

**Sampling Procedures.** The procedure for securing a nationwide sample of high school seniors is a multi-stage one. Stage 1 is the selection of particular geographic areas, Stage 2 is the selection of one or more high schools in each area, and Stage 3 is the selection of seniors within each high school.

*Stage 1: Geographic Areas.* The geographic areas used in this study are the primary sampling units (PSUs) developed by the Sampling Section of the Survey Research Center for use in the center's nationwide interview studies. Because these same PSUs are used for personal interview studies by the Survey Research Center (SRC), local field representatives can be assigned to administer the data collections in practically all schools.

*Stage 2: Schools.* In the major metropolitan areas more than one high school is often included in the sampling design; in most other sampling areas a single high school is sampled. In all cases, the selections of high schools are made such that the probability of drawing a school is proportionate to the size of its senior class. The larger the senior class (according to recent records), the higher the selection probability assigned to the high school. When a sampled school is unwilling to participate, a replacement school as similar to it as possible is selected from the same geographic area.

*Stage 3: Students.* Within each selected school, up to about 350 seniors may be included in the data collection. In schools with fewer than 350 seniors, the usual procedure is to include all of them in the data collection. In larger schools, a subset of seniors is selected either by randomly sampling classrooms or by some other random method that is convenient for the school and judged to be unbiased. Sample weights are assigned to each respondent so as to take into account variations in the sizes of samples from one school to another, as well as (smaller) variations in selection probabilities occurring at the earlier stages of sampling.

The three-stage sampling procedure described above yielded the number of participating schools and students indicated in Table 1.



**Table 1**  
**Sample Sizes and Student Response Rates**

Year	Number of:			Students*	Student Response Rate**
	Public Schools	Private Schools	Total Schools		
1975	111	14	125	15,791	78%
1976	108	15	123	16,678	77%
1977	108	16	124	18,436	79%
1978	111	20	131	18,924	83%
1979	111	20	131	16,662	82%
1980	107	20	127	16,524	82%
1981	109	19	128	18,267	81%
1982	116	21	137	18,348	83%
1983	112	22	134	16,947	84%
1984	117	17	134	16,499	83%
1985	115	17	132	16,502	84%
1986	113	16	129	15,713	83%
1987	117	18	135	16,843	84%
1988	113	19	132	16,795	83%
1989	111	22	133	17,142	86%
1990	114	23	137	15,676	86%
1991	117	19	136	15,483	83%
1992	120	18	138	16,251	84%
1993	121	18	139	16,763	84%
1994	119	20	139	15,929	84%
1995	120	24	144	15,876	84%
1996	118	21	139	14,824	83%
1997	125	21	146	15,963	83%
1998	124	20	144	15,780	82%
1999	124	19	143	14,056	83%
2000	116	18	134	13,286	83%
2001	117	17	134	13,304	82%
2002	102	18	120	13,544	83%
2003	103	19	122	15,200	83%
2004	109	19	128	15,222	82%
2005	108	21	129	15,378	82%
2006	116	20	136	14,814	83%
2007	111	21	132	15,132	81%
2008	103	17	120	14,577	79%
2009	106	19	125	14,268	82%
2010	104	22	126	15,127	85%
2011	110	19	129	14,855	83%

\*Sample weights are assigned to each respondent to correct for unequal probabilities of selection that arise in the multi-stage sampling procedure.

\*\*The student response rate is derived by dividing the attained sample by the target sample (both based on weighted number of cases). The target sample is based upon listings provided by schools. Since such listings may fail to take account of recent student attrition, the actual response rate may be slightly underestimated.

One other important feature of the base-year sampling procedures should be noted here. All schools (except for half of the initial 1975 sample) are asked to participate in two data collections, thereby permitting replacement of half of the total sample of schools each year. One motivation for requesting that schools participate for two years is administrative efficiency: it is a costly and time-consuming procedure to secure the cooperation of schools, and a two-year period of participation cuts down that effort substantially. Another important advantage is that whenever an appreciable shift in scores from one graduating class to the next is observed, it is possible to check whether the shift might be attributable to some differences in the newly sampled schools. This is done simply by repeating the analysis using only the 60 or so schools that participated both years. Thus far, the half-sample approach has worked quite well; and examination of drug prevalence of use data from the "matched half-samples" showed that the half-samples of repeat schools yielded drug prevalence of use trends that were virtually identical to trends based on all schools.

**School Recruiting Procedures.** Early during the fall semester, an initial contact is made with each sampled school. First, a letter is sent to the principal describing the study and requesting permission to survey seniors. The letter is followed by a telephone call from a project staff member, who attempts to deal with any questions or problems and (when necessary) makes arrangements to contact and seek permission from other school district officials. Basically the same procedures are followed for schools asked to participate for the second year.

Once the school's agreement to participate is obtained, arrangements are made by phone for administering the questionnaires. A specific date for the survey is mutually agreed upon and a local SRC representative is assigned to carry out the administration.

**Advance Contact with Teachers and Students.** The local SRC representative is instructed to visit the school two weeks ahead of the actual date of administration. This visit serves as an occasion to meet the teachers whose classes will be affected and to provide them with a brochure describing the study, a brief set of guidelines about the questionnaire administration, and a supply of flyers to be distributed to the students a week to 10 days in advance of the questionnaire administration.



The guidelines to the teachers include a suggested announcement to students at the time the flyers are distributed.

From the students' standpoint, the first information about the study usually consists of the teacher's announcement and the short descriptive flyer. In announcing the study, the teachers are asked to stress that the questionnaires used in the survey are not tests and that there are no right or wrong answers. The flyer tells students that they will be invited to participate in the study, points out that their participation is strictly voluntary, and stresses confidentiality (including a reference to the fact that the Monitoring the Future project has a special government grant of confidentiality that allows their answers to be protected). The flyer also serves as an informative document that the students can show to their parents.

**Questionnaire Administrations.** The questionnaire administration in each school is carried out by the local SRC representatives and their assistants, following standardized procedures detailed in a project instruction manual. The questionnaires are administered in classrooms during normal class periods whenever possible, although circumstances in some schools require the use of larger group administrations. Teachers are not asked to do anything more than introduce the SRC staff members and (in most cases) remain in the classroom to help guarantee an orderly atmosphere for the survey. Teachers are urged to avoid walking around the room, so that students may feel free to write their answers without fear of being observed.

The actual process of completing the questionnaire is quite straightforward. Respondents are given sharpened pencils and asked to use them because the questionnaires are designed for automatic scanning. Most respondents can finish within a 45-minute class period; for those who cannot, an effort is made to provide a few minutes of additional time.

**Procedures for Protecting Confidentiality.** In any study that relies on the voluntary reporting of drug use or other illegal acts, it is essential to develop procedures that guarantee the confidentiality of such reports. It is also desirable that these procedures be described adequately to respondents so that they are comfortable about providing honest answers.

We noted that the first information given to

students about the survey consists of a descriptive flyer stressing confidentiality and voluntary participation. This theme is repeated at the start of the questionnaire administration. Each participating student is instructed to read the message on the cover of the questionnaire, which stresses the importance and value of the study, notes that answers will be kept strictly confidential, states that the study is completely voluntary, and tells the student, "If there is any question you or your parents would find objectionable for any reason, just leave it blank." The instructions then point out that in a few months a summary of nationwide results will be mailed to all participants and also that a follow-up questionnaire will be sent to some students after a year. The cover message explains that these are the reasons for asking that name and address be written on a special form that will be removed from the questionnaire and handed in separately. The message also points out that the two different code numbers (one on the questionnaire and one on the tear-out form) cannot be matched except by a special computer file at the University of Michigan. (The content of the inside and outside of the standard questionnaire cover, including the tear-out form, may be found in Appendix C.)

### Content Areas and Questionnaire Design

Drug use and related attitudes are the topics that receive the most extensive coverage in the Monitoring the Future project; but the questionnaires also deal with a wide range of other subject areas, including attitudes about government, social institutions, race relations, changing roles for women, educational aspirations, occupational aims, and marital and family plans, as well as a variety of background and demographic factors. (Table 2 provides an outline of the 20 general subject areas into which all items are categorized in the Question Index toward the end of this volume.) Given this breadth of content, the study is not presented to respondents as a "drug use study," nor do they tend to view it as such.

Because many questions are needed to cover all of these topic areas, much of the questionnaire content is divided into different questionnaire forms that are distributed to participants in an ordered sequence. (Five forms were used in 1975-



**Table 2**  
**Measurement Content Areas**  
 (Abbreviated Version\*)

- 
- 
- A. **Drugs.** Drug use and related attitudes and beliefs, drug availability and exposure, surrounding conditions and social meanings of drug use. Views of significant others regarding drugs. Use of non-alcoholic beverages.
  - B. **Education.** Educational lifestyle, values, experiences, and environments.
  - C. **Work and Leisure.** Vocational values, meaning of work and leisure, work and leisure activities, preferences regarding occupational characteristics, type of work setting, and cell phone use.
  - D. **Sex Roles and Family.** Values, attitudes, and expectations about marriage, family structure, sex roles, and sex discrimination.
  - E. **Population Concerns.** Values and attitudes about overpopulation and birth control.
  - F. **Conservation, Materialism, Equity, etc.** Values, attitudes, and expectations related to conservation, pollution, materialism, equity, and the sharing of resources. Preferences regarding type of dwelling and urbanicity.
  - G. **Religion.** Religious preferences, activities, and views.
  - H. **Politics.** Political affiliation, activities, and views.
  - I. **Social Change.** Values, attitudes, and expectations about social change.
  - J. **Social Problems.** Concern with various social problems facing the nation and the world.
  - K. **Major Social Institutions.** Confidence in and commitment to various major social institutions (business, unions, branches of government, press, organized religion, military, etc.).
  - L. **Military.** Views about the armed services and the use of military force. Personal plans for military service.
  - M. **Interpersonal Relationships.** Qualitative and quantitative characteristics of cross-age and peer relationships. Interpersonal conflict.
  - N. **Race Relations.** Attitudes toward and experiences with other racial groups.
  - O. **Concern for Others.** Concern for others, voluntary and charitable activities.
  - P. **Happiness.** Happiness and life satisfaction, overall and in specific life domains.
  - Q. **Other Personality Variables.** Attitudes about self (including self-esteem), locus of control, loneliness, risk-taking, trust in others, importance placed on various life goals, counterculture orientation, hostility, boredom.
  - R. **Background.** Demographic and family background characteristics, living arrangements.
  - S. **Deviance and Victimization.** Delinquent behaviors, driving violations and accidents (including those under the influence of drugs), victimization experiences.
  - T. **Health.** Health habits, somatic symptoms, medical treatment.
- 

\*For a more detailed listing of measurement content areas, see Table 4.



**Table 3**  
**Prevalence of Drug Use Question Numbers by Questionnaire Form, 2011**

Data for question numbers appearing in **boldface type** are published in this volume. Data for question numbers **not in boldface type** are not presented in this volume but, where appropriate, are included in the combined Forms 1–6 data. For marijuana, cocaine and heroin, the combined Forms 1–6 data comprise data from the general use question in some forms and component data in other forms. For example, the combined Forms 1–6 data for cocaine are a combination of data from the general cocaine use question in Forms 2 and 5 and data from the component crack and other forms of cocaine questions in Forms 1, 3, 4, and 6. Form 1 marijuana data and hashish data are combined to create the marijuana/hashish data for Form 1 and are then used with the general marijuana/hashish data in Forms 2–6 to create the combined Forms 1–6 data. Data on heroin use with and without a needle are combined to create the heroin data for Forms 2, 5, and 6 and are then used with the general heroin use questions in Forms 1, 3, and 4 to create the combined Forms 1–6 heroin data.

Questionnaire:	Question Numbers						
	Combined Forms 1-6	Form 1	Form 2	Form 3	Form 4	Form 5	Form 6
Cigarettes	<b>B01-2</b>	<b>B001-2</b>	B01-2	B01-2	B01-2	B01-2	<b>B01-2</b>
Smokeless Tobacco							<b>B19-20</b>
Kreteks							<b>D20c</b>
Tobacco Using a Hookah				<b>D04h</b>			
Small Cigars				<b>D04i</b>			
Dissolvable Tobacco						<b>E11g</b>	
Snus						<b>E11h</b>	
Alcohol	<b>B04a-c</b>	<b>B007a-c</b>	B4a-c	B4a-c	B4a-c	B4a-c	B22a-c
Beer					<b>D13-14</b>		
Wine Coolers					<b>D15-16</b>		
Wine					<b>D17-18</b>		
Liquor					<b>D19-20</b>		
Flavored Alcoholic Beverages						<b>E07a-c</b>	
Alcohol with Caffeine	<b>B211</b>					<b>E11i</b>	<b>D20o</b>
Been Drunk	<b>B04d-f</b>	<b>B016a-c</b>					<b>D11a-c</b>
5+ Drinks in Last 2 Weeks	<b>B06</b>	<b>B013</b>	B06	B06	B06	B06	B24
Marijuana/Hashish (combined)	<b>B07a-c</b>		B07a-c	B07a-c	B07a-c	B07a-c	B25a-c
Hashish		<b>B018a-c</b>					
Marijuana		<b>B019a-c</b>					
Synthetic Marijuana	<b>B21k</b>			<b>D04j</b>			<b>D20n</b>
LSD	<b>B08a-c</b>	<b>B033a-c</b>	B08a-c	B08a-c	B08a-c	B08a-c	B26a-c
Hallucinogens Other than LSD	<b>B09a-c</b>	<b>B042a-c</b>	B09a-c	B09a-c	B09a-c	B09a-c	B27a-c
Specific Hallucinogens Other than LSD <sup>a</sup>							
Mescaline		<b>B045a</b>					
Peyote		<b>B045b</b>					
"Shrooms" or Psilocybin		<b>B045c</b>					
PCP		<b>B045d</b>					
Concentrated THC		<b>B045e</b>					
PCP			<b>E03a-c</b>				
MDMA ("Ecstasy")	<b>B19a-c</b>			B18a-c	B18a-c		
Salvia	<b>B21h</b>					<b>E11d</b>	<b>D20l</b>
Cocaine	<b>B10a-c</b>		B10a-c			B10a-c	
Crack	<b>B10d-f</b>	<b>B076a-c</b>	<b>E02a-c</b>	B11a-c	B11a-c	<b>E08a-c</b>	B29a-c
Other Cocaine	<b>B10g-i</b>	<b>B077a-c</b>		B12a-c	B12a-c		B30a-c
Amphetamines	<b>B11a-c</b>	<b>B050a-c</b>	B11a-c	B10a-c	B10a-c	B11a-c	B28a-c
Ritalin	<b>B21c</b>			<b>D04c</b>			<b>D20f</b>
Adderall	<b>B21i</b>			<b>D04d</b>			<b>D20g</b>
Provigil	<b>B21j</b>					<b>E11e</b>	<b>D20m</b>
Methamphetamine	<b>B11d-f</b>				B17a-c		B36a-c
Crystal Meth ("Ice")	<b>B11g-i</b>		B12a-c			B12a-c	



Table 3 (continued)

Questionnaire:	Question Numbers						
	Combined Forms 1-6	Form 1	Form 2	Form 3	Form 4	Form 5	Form 6
Specific Amphetamines <sup>b</sup>							
Dexedrine		B056a					
Ritalin		B056b					
Adderall		B056c					
Concerta		B056d					
Methamphetamine		B056e					
Crystal Meth		B056f					
Quaaludes	B12a-c	B060a-c					
Sedatives (Barbiturates)	B13a-c	B062a-c	B13a-c	B13a-c	B13a-c	B13a-c	B31a-c
Specific Sedatives <sup>c</sup>							
Phenobarbital		B063a					
Seconal		B063b					
Tuinal		B063c					
Ambien		B063d					
Lunestra		B063e					
Sonata		B063f					
Tranquilizers	B14a-c	B066a-c	B14a-c	B14a-c	B14a-c	B14a-c	B32a-c
Specific Tranquilizers <sup>d</sup>							
Librium		B072a					
Valium		B072b					
Xanax		B072c					
Soma		B072d					
Serax		B072e					
Ativan		B072f					
Klonopin		B072g					
Cough and Cold Medicines	B20			D04e		E11f	D20k
Rohypnol	B21a						D20j
GHB							D20a
Ketamine	B21b					E11a	D20b
Heroin	B15a-c	B087a-c		B15a-c	B15a-c		
Heroin with a Needle	B15d-f		B15a-c			B15a-c	B33a-c
Heroin without a Needle	B15g-i		B16a-c			B16a-c	B34a-c
Other Narcotics	B16a-c	B089a-c	B17a-c	B16a-c	B16a-c	B17a-c	B35a-c
OxyContin	B21f			D04f		E11b	D20h
Vicodin	B21g			D04g		E11c	D20i
Specific Other Narcotics <sup>e</sup>							
Methadone		B096a					
Opium		B096b					
Morphine		B096c					
Codeine		B096d					
Demerol		B096e					
Vicodin		B096f					
OxyContin		B096g					
Percocet		B096h					
Perdcan		B096i					
Ultram		B096j					



Table 3 (continued)

Questionnaire:	Question Numbers						
	Combined Forms 1-6	Form 1	Form 2	Form 3	Form 4	Form 5	Form 6
Inhalants	<b>B17a-c</b>		B18a-c	B17a-c		B18a-c	
Steroids	<b>B18a-c</b>		<b>E04a-c</b>			<b>E09a-c</b>	<b>D12a-c</b>
Androstenedione	<b>B21d</b>			<b>D04a</b>			<b>D20d</b>
Creatine	<b>B21e</b>			<b>D04b</b>			<b>D20e</b>
Stimulant-type drugs for ADHD	<b>B22</b>				<b>D08</b>	<b>D03</b>	
Non-stimulant-type drugs for ADHD	<b>B23</b>				<b>D11</b>	<b>D06</b>	
Energy Drinks						<b>E01-E02</b>	
Diet Pills		<b>B046a-c</b>					
Stay-Awake Pills		<b>B047a-c</b>					
"Look-Alikes"		<b>B048a-c</b>					

<sup>a</sup>Asked in a set after a branching question about any use of hallucinogens other than LSD.

<sup>b</sup>Asked in a set after a branching question about any use of amphetamines.

<sup>c</sup>Asked in a set after a branching question about any use of sedatives.

<sup>d</sup>Asked in a set after a branching question about any use of tranquilizers.

<sup>e</sup>Asked in a set after a branching question about any use of narcotics other than heroin.



88; a sixth form was added in 1989.) This sequence produces five or six virtually identical subsamples. About one-third of each questionnaire form consists of key or "core" variables that are common to all forms. All demographic variables and some measures of drug use are included in this "core" set of measures. This use of the full sample for drug and demographic measures provides a more accurate estimation on these dimensions and also makes it possible to link them statistically to all of the other measures that are included in a single form only.\*

### Representativeness and Validity

The samples for this study are intended to be representative of high school seniors throughout the 48 coterminous states. We have already discussed the fact that this definition of the sample excludes one important portion of the age cohort: those who have dropped out of high school before nearing the end of the senior year. But given the aim of representing high school seniors, it will now be useful to consider the extent to which the obtained samples of schools and students are likely to be representative of all seniors and the degree to which the data obtained are likely to be valid.

We can distinguish at least four ways in which survey data of this sort might fall short of being fully accurate. First, some sampled schools refuse to participate, which could introduce some bias. Second, the failure to obtain questionnaire data from 100 percent of the students sampled in participating schools would also introduce bias. Third, the answers provided by participating students are open to both conscious and unconscious distortions that could reduce validity. Finally, limitations in sample size and/or design could place limits on the accuracy of estimates. Each of these issues is treated extensively elsewhere (Johnston, O'Malley, and Bachman, 1984, especially Appendices A and B), so in this section we will present only the highlights of each of those discussions.

**School Participation.** As noted in the description of the sampling design, schools are invited to participate in the study for a two-year period. With very few exceptions, each school that has participated for one data collection has agreed to participate for a second. Thus far, an average of about 63 percent of the schools initially invited to participate have agreed to do so each year; for each school

refusal, a similar school (in terms of size, geographic area, urbanicity, etc.) was recruited as a replacement. The selection of replacement schools almost entirely removes problems of bias in region, urbanicity, and the like that might result from certain schools refusing to participate. Other potential biases are more subtle, however. For example, if it turned out that most schools with "drug problems" refused to participate, that could seriously bias the drug estimates derived from the sample. And if any other single factor were dominant in most refusals, that also might suggest a source of serious bias. In fact, however, the reasons for schools' refusals to participate are varied and largely a function of happenstance events of the particular year. Thus, we feel fairly confident that school refusals have not seriously biased the surveys.

**Student Participation.** Completed questionnaires are obtained from three-fourths to four-fifths of all students sampled. The single most important reason that students are missed is that they are absent from class at the time of data collection, and in most cases it is not workable to schedule a special follow-up data collection for them. Students with fairly high rates of absenteeism also report above-average rates of drug use; therefore, there is some degree of bias introduced by missing the absentees. That bias could be largely corrected through the use of special weighting; however, this course was not chosen because the bias in estimates (for drug use, where the potential effect was hypothesized to be the largest) was determined to be quite small and because the necessary weighting procedures would have introduced undesirable complications.

In addition to absenteeism, student nonparticipation occurs because of schedule conflicts with school trips and other activities that tend to be more frequent than usual during the final months of the senior year. Of course, some students refuse to complete or turn in the questionnaire. However, the SRC representatives in the field estimate this proportion to be only about 1 percent.

**Validity of Self-Report Data.** Survey measures of delinquency and of drug use depend upon respondents reporting what are, in many cases, illegal acts. Thus, a critical question is whether such self-reports are likely to be valid.

Like most studies dealing with these areas, we have no direct, objective validation of the present measures; however, the considerable amount of



inferential evidence that exists strongly suggests that the self-report questions produce largely valid data. A number of factors have given us reasonable confidence about the validity of the responses to what are presumably among the most sensitive questions in the study: a low nonresponse on the drug questions; a large proportion admitting to some illicit drug use; the consistency of findings across several years of the present study; strong evidence of construct validity (based on relationships observed between variables); a close match between our data and the findings from other studies using other methods; and the findings from several methodological studies that have used objective validation methods.\*

As for others of the measures, a few have a long and venerable history—as scholars of the relevant literatures will recognize—though some of these measures have been modified to fit the present questionnaire format. Many (probably most) questions, however, have been developed specifically for this project through a careful process of question writing, pilot testing, pretesting, and question revision or elimination. Some already have been included in other publications from the study, but many have not; therefore, there currently exists little *empirical* evidence of their validity and reliability. On the other hand, the fact that virtually all results presented in this volume are based on individual items, rather than indexes or abstract concepts, should make it easy for the reader to judge the degree to which each item has “face validity” and also the degree to which there is some evidence of construct validity in the bivariate results.

**Accuracy of the Sample.** A sample survey never can provide the same level of accuracy as would be obtained if the entire target population were to participate in the survey—in the case of the present study, about 2.5–4.0 million seniors per year. However, perfect accuracy of this sort would be extremely expensive and certainly not worthwhile considering the fact that a high level of accuracy can be provided by a carefully designed probability sample. The accuracy of the sample in this study is affected both by the size of the student sample and by the number of schools in which they are clustered. Appendix B presents a discussion of the ways in which this clustering and other aspects of the sampling design are taken into account in computing the precision or accuracy of the

samples. For the purposes of this introduction, it is sufficient to note that virtually all estimates based on the total sample have confidence intervals of  $\pm 1.4$  percentage points or smaller—sometimes considerably smaller. This means that, had we been able to invite all schools and all seniors in the 48 coterminous states to participate, the results from such a massive survey would be within an estimated 1.4 percentage points of our present sample findings at least 95 times out of 100. We consider this to be a quite high level of accuracy, one that permits the detection of fairly small trends from one year to the next.

**Consistency and the Measurement of Trends.** One other point is worth noting in a discussion of the validity of our findings. The Monitoring the Future project is, by intention, a study designed to be sensitive to changes from one time to another. Accordingly, the measures and procedures have been standardized and applied consistently across each data collection. To the extent that any biases remain because of limits in school and/or student participation, and to the extent that there are distortions (lack of validity) in the responses of some students, it seems very likely that such problems will exist in much the same way from one year to the next. In other words, biases in the survey estimates should tend to be consistent from one year to another, which means that the measurement of *trends* should be affected very little by any such biases.

### Caveats to Users of the Data

In attempting to understand and interpret the statistical results contained in this volume, the reader should keep in mind the several considerations discussed below.

**Estimation of Sampling Errors.** Appendix A provides figures that allow the reader to determine the 95 percent confidence interval around any observed percentage for both the total sample and the several subgroups for which statistics are given. Appendix A also provides tables and guidelines for testing the statistical significance of observed differences between subgroups (e.g., males vs. females) and the significance of year-to-year changes for the entire sample and for the various subgroups on any given variable. Estimates based on subgroups containing relatively few cases (e.g., those who



have used heroin) will have substantially larger margins of error than those subgroups with large numbers of cases.

**Subgroup Definitions.** At the beginning of the Descriptive Results section there is a careful definition of each of the subgroups analyzed in this series of volumes. It is important for the reader to read these definitions so as not to be misled by the necessarily abbreviated descriptions given in the column headings of the data tables. For example, the column labeled "4-Year College Plans" includes data only for seniors who expect to graduate from a four-year college, which is only a subset of all who expect to receive some college training. To take another example, several column headings in the lifetime illicit drug use index use the term "pills"; however, these categories contain people who indicate that they used any of a number of drugs—including some that usually are not taken in pill form (e.g., cocaine and narcotics other than heroin).

**Missing Data Notes.** Each column of percentages for a given variable adds to 100 percent (with slight variations due to rounding), whether based on the entire sample or any one of the subgroups being described. Missing data were not included in computing these percentages, so it is up to the reader to determine whether an exceptional level of missing data exists on any given question. This can be done by comparing the weighted number of cases on which those percentages were based (given in italics under each percentage distribution) with the total number of weighted cases who took the questionnaire (given at the top of the same column). As would be expected, the missing data rate tends to rise modestly toward the end of each questionnaire. Occasionally there is an exceptional level of nonresponse for some other reason, the most common being that the respondent has been branched around a question or set of questions that are inappropriate for him or her. In this case, the percentages are based only on those for whom the question was appropriate *and* who answered. A footnote has been entered to help call attention to the fact that completing a particular question is contingent upon the answer on a prior question. Most such cases are contained in Form 1 of the questionnaire, which has several sets of detailed questions about drug use that are answered only by those respondents who have used a particular class of drug during the past year.

**Characterizing Heroin Users.** Because this

project places a special emphasis on the study of drug use, one set of columns distinguishes respondents according to the extent to which they have been involved with illicit drugs. The five drug use categories are based on an index of seriousness of involvement. The index has Guttman-like properties—that is, anyone classified at a given level is also very likely to have exhibited any drug-using behaviors that are associated with the lower levels in the index.

The most extreme category in the index is defined in terms of the respondent's ever having used heroin during his or her lifetime. However, any interpretations made about heroin users from these data must be tempered with extreme caution, not only because the small number of cases makes estimation in a given year relatively unreliable but also because the heroin users are probably the most selectively represented of all of the subgroups presented here. Heroin users—especially continuing users—are among those most likely to drop out of high school (Johnston, 1973). Therefore, we feel heroin users are particularly underrepresented in a sample of high school seniors. Furthermore, most of those included in the study report only very occasional heroin use. Frequent users—addicts, if you will—are not well represented in these data.

Given these problems with the representation of heroin users, the readers may wonder why it was decided to present them as a separate category of drug users. There are two reasons for doing so. First, because even occasional heroin use represents such an extreme point on the continuum of drug involvement, it seems preferable that the heroin users not be mixed in with the next highest category of use (the "more pills" category). It remains quite possible, of course, for anyone to *combine* any two or more categories in the drug use continuum (by computing means of percentages weighted by the number of cases in each category); therefore, those wishing to incorporate heroin users with the next category can do so whenever they wish. The second reason for keeping them separate is that we suspect the data based on high school seniors provide some indication of the characteristics that might be found among heavier heroin users who dropped out of school. Some variables in the study are strongly correlated with the drug use continuum, and the present heroin user category provides both an end point for that continuum and an indication of the direction



(further out on the continuum) in which heavier heroin users are likely to lie.

In sum, the reporting of separate percentages for heroin users among high school seniors permits greater clarity in analyzing other levels of drug use and provides data that may be suggestive about the larger population of young heroin users. But the particular data are clearly limited and should be interpreted with these cautions in mind.

**Interpreting Racial Differences.** Data are given for the two largest racial/ethnic subgroups in the population—those who identify themselves as white (Caucasian) and those who identify themselves as black or African American. Data are not given for the other ethnic categories (American Indian or Alaska Native, Asian American, Mexican American or Chicano, Puerto Rican, Cuban American, other Hispanic or Latino, or Native Hawaiian or other Pacific Islander) since each of these groups constitutes a small proportion of the sample in any given year, which means that their small *Ns* (in combination with their clustered groupings in a limited number of schools) would yield estimates that would be too unreliable. In fact, even African Americans—who constitute approximately 12 percent of each year's sample—are represented by only 210 to 425 respondents per year on any single questionnaire form. Further, because our sample is a stratified clustered sample, it yields less accuracy than would be yielded by a pure random sample of equal size (see Appendix B for details). Therefore, because of the limited number of cases, the margin of sampling error around any statistic describing African Americans is larger than for most other subgroups described in this volume.

There exists, however, a quick way to determine the replicability of any finding involving racial comparisons. Since most questions are repeated from year to year, one can readily establish the degree to which a finding is replicated by looking at the results for the same question in prior or subsequent years. Given the relatively small *Ns* for African Americans, the reader is urged to seek such replication before putting much faith in the reliability of any particular racial comparison.

There are factors in addition to unreliability, however, that could be misleading in the interpretation of racial differences. Given the social importance that has been placed on various racial differences reported in the social science literature, we would like to caution the reader to consider the

various factors that could account for differences. These factors fall into three categories: differential representation in the sample, differential response tendencies, and the confounding of race with a number of other background and demographic characteristics.

*Differential Representation.* Census data characterizing American young people in the approximate age range of those in our sample show that somewhat lower proportions of African Americans than whites remain in school through the end of twelfth grade, though these differences have diminished appreciably in recent years. Therefore, a slightly different segment of the African American population than the white population resides in our target population of high school seniors. Further, our samples appear to under-represent slightly those African American males who, according to census figures, *are* in high school at the twelfth grade level. Typically African American males constituted about 6 percent of our sample, whereas census data suggested they should constitute about 7 percent. Therefore, it appears that we are losing more African American males from our target population than white males or females of either race. This may be due to generally poorer attendance rates on the part of some African American males and/or an unwillingness on the part of some to participate in data collections of this sort.

In sum, a smaller segment of the African American population than the white population of high school age is represented by the data contained here. Insofar as any characteristic is associated with being a school dropout or absentee, it is likely to be somewhat disproportionately underrepresented among African Americans in our sample.

*Differential Response Tendencies.* In examining our full range of variables, we have noted certain racial differences in response tendencies. First, the tendency to state agreement in response to agree-disagree questions is generally somewhat greater among African Americans than among whites. For example, African Americans tend to agree more with the positively worded items in our index of self-esteem, but they also tend to agree more with the negatively worded items. As it happens, that particular index has an equal number of positively and negatively worded items, so that any overall "agreement bias" should be self-canceling when the index score is computed. Since all data in this volume are based on single items, however, group



differences in agreement bias are likely to affect results on questions employing the agree–disagree format. Fortunately, most of our questions are not of that type.

We have also observed a somewhat greater than average tendency for African American respondents to select extreme answer categories on attitudinal scales. For example, even if the same proportion of African Americans as whites feel positively (or negatively) about some subject, fewer of the whites are likely to say they feel *very* positively (or *very* negatively). We do not have any ready explanations for these differences in response styles, but what seems important for our present purposes is that, in the process of interpreting racial differences, the reader should be aware that differences in response to particular questions may be related to these more general tendencies.

A somewhat separate issue in response tendency is a respondent's willingness to answer particular questions. The missing data rate, which can be determined by dividing the number responding to a question by the number taking the questionnaire (given at the top of each page), may reflect willingness to answer particular questions. If a particular question or set of questions has a missing data rate higher than is true for the prior or subsequent questions, then presumably more respondents than usual were unwilling (or perhaps unable) to answer it. We have observed such an exaggerated missing data rate for African American males on the set of questions dealing with the respondent's own use of illicit drugs. Clearly a respondent's willingness to be candid on such questions depends on his or her trust of the research process and of the researchers themselves. We interpret the exaggerated missing data rates for African American males in these sections as possibly reflecting, at least in part, less trust. The reader is advised to check for exceptional levels of missing data when making comparisons on any variable in which candor is likely to be reduced by lower system trust. One bit of additional evidence related to trust in the research process is that higher proportions of African Americans than whites indicated that if they had used marijuana or heroin, they would not have been willing to report it in the survey.

*Covariance with Other Factors.* Some characteristics such as race are highly confounded (correlated) with other variables—variables that may in fact explain some observed racial differences. Put

another way, at the aggregate level we might observe a considerable racial difference on some characteristic, but once we control for some background characteristics such as socio-economic level or region of the country—that is, once we compare the African American respondents with whites who come from similar backgrounds—there may be no racial difference at all.

Race happens to be correlated with important background and demographic variables much more than some of the other variables dealt with here (such as the respondent's sex). When we compare males and females in this sample, we know that observed differences between them are not likely to be explained by differences in their family backgrounds (such as the socioeconomic level of their families, the region of the country, or the size of the cities in which they grew up) because males and females on the average come from extremely similar backgrounds. A perusal of Section C of Questionnaire Forms 1 through 6, however, will illustrate that on the average the African American subgroup in this sample is quite different from the white subgroup in a number of such respects. A higher proportion of African Americans live in the South and a higher proportion grew up in families with the father and/or mother absent, and more had mothers who worked while they were growing up. A substantially higher proportion of African Americans are Baptists, and African Americans tend to attribute more importance to religion in their lives than do whites. A higher proportion of African American respondents have children, and, on the average, they are slightly older than the white sample. As was mentioned earlier, African American males are more under-represented in our sample than African American females.

We note these differences in demographic, background, and ascriptive characteristics because, in any attempt to understand *why* a racial difference exists, one would want to be able to examine the role of these covarying characteristics. It is not possible, given the amount of data contained in this volume, to “factor out” the contribution of most of these covarying characteristics when interpreting racial differences. Therefore, while the data here may provide a relatively accurate *description* of racial differences (keeping in mind our earlier cautions about representativeness and response style), they do not by themselves yield a great deal



by way of explanation.

However, since the full data sets now reside in an archive, described in the Preface, it is possible for the reader to conduct a more in-depth exploration of observed differences—or nondifferences, for that matter. We particularly encourage readers interested in racial comparisons to make further explorations of the data in order to determine the possible role of the other variables discussed here. Users of the data are also encouraged to contact the principal investigators for information on the most recent analyses of racial differences, some of which have been published.\*

*Change in Race/Ethnicity Question.* Since the beginning of the study, respondents have been presented a list of various racial/ethnic categories and instructed to select the *one* category that best describes them. In order to be more consistent with the Office of Management and Budget guidelines' method of assessing race/ethnicity, we revised our race/ethnicity measure. In 2005, the measure was changed in three of the six questionnaire forms. In these changed forms, respondents were presented with a list of racial/ethnic categories and instructed to "select one or more responses." An examination of the data showed that relatively few respondents (about 6% in 2005) selected more than one racial/ethnic category.

For the purposes of the race/ethnicity banner variable used in the 2005 volume, the data from the original race/ethnicity question were combined with data from the changed race/ethnicity question in the following manner: For the original question, respondents were assigned to the racial/ethnic group specified in their response. For the revised question, those checking only White and no other racial/ethnic group were categorized as White; those checking Black or African American and no other racial/ethnic group were categorized as Black. Note that in the combined forms section of the 2005 volume, because some drug use questions occurred in only one or a few forms, there is some variation in the version of the race/ethnicity question upon which the data are based. For the individual form data, the race/ethnicity banner variable is the version of the race/ethnicity question used in that particular form. Thus, in 2005

Forms 2, 4, and 6 contain data for the original race/ethnicity question and Forms 1, 3, and 5 contain data for the changed race/ethnicity question. Based on the analyses that we have examined, we do not believe these different permutations make an appreciable difference in the results. Beginning in the 2006 volume, all questionnaire forms used the revised question on race/ethnicity.

Given the long list of caveats about interpreting racial differences, one might ask why we chose to publish the statistics for racial subgroups at all. After considerable deliberation among ourselves as well as with colleagues more knowledgeable in the field of race relations, we concluded that the expected benefits of making these data available (along with this cautionary discussion) outweigh the potential costs of having them misused. Unfortunately, because African Americans constitute a relatively small proportion of the American population, they constitute too small a number in most surveys to be characterized separately. Because the sample sizes in the present survey are large in comparison to most, we have at least sufficient numbers of cases to consider publishing data on African Americans separately. Further, given the iterative nature of the series, we are also able to provide checks for the replication of findings on different samples each year. While there may be some risk that findings will be taken out of context or used carelessly in ways that might tend to increase racial misunderstandings, there is substantially greater risk that valuable information concerning the races (and relative to their well-being) would be lost if it were not included here.

**A Note on the Questions about Amphetamine Use.** Prior to the 1982 survey, we discovered that some respondents' answers to questions on amphetamine use erroneously included use of over-the-counter, stay-awake, and diet pills, as well as some "look-alike" pills. In the 1982 survey, we introduced some new questions on the use of amphetamines in order to make it clearer to the respondents that "look-alike" pills and over-the-counter products should be excluded. We also kept the old version of the questions in two questionnaire forms in the 1982 and 1983 surveys so that it

\*An extended analysis and discussion of African American-White differences may be found in Bachman and O'Malley (1984), Bachman, Wallace, O'Malley, Johnston, Kurth, and Neighbors (1991), Wallace, Bachman, O'Malley, Johnston, Schulenberg, and Cooper (2002), Wallace, Bachman, O'Malley, Schulenberg, Cooper, and Johnston (2003), and Wallace, Forman, Guthrie, Bachman, O'Malley, and Johnston (1999).



would be possible to “splice” the trend lines resulting from the old and new questions. As a result of these changes, the reader who uses these volumes to examine trends in amphetamine use must be careful not to make inappropriate comparisons. The response distributions shown in the combined Forms 1–5 section (pages 28–29) from 1975 to 1981 contain the responses for Forms 1–5. For 1982 and 1983, that section contains two sets of responses. The first set is for Forms 1, 2, and 4 (with Form 1 double-weighted); these provide what we believe to be the best estimates of current amphetamine use and of trends from 1982 on. The second set of responses is based on Forms 3 and 5, the old versions of the questions; thus, these questions provide the best comparisons for looking at trends over time from 1975 to 1983 (although there is reason to be cautious about these trends because of the erroneous inclusion of nonamphetamines, as described above). Beginning in 1984, all forms used the new versions of the questions.

**A Note on the Questions about Alcohol Use.** In 1993, the question text was changed slightly in Forms 2, 5, and 6 to indicate that a “drink” meant “more than just a few sips.” As a result of these changes, the reader who uses these volumes to examine trends in alcohol use must be careful not to make inappropriate comparisons. The response distributions shown in the combined forms section for 1975 to 1992 contain the responses for Forms 1–5 (through 1988) or 6 (beginning in 1989). For 1993, that section contains two sets of responses. The first set is for Forms 1, 3, and 4, the old versions of the questions; these questions provide the best comparisons for looking at trends over time from 1975 to 1993. The second set of responses is based on Forms 2, 5, and 6; these provide what we believe to be the best estimates of alcohol use and of trends

from 1993 on. Beginning in 1994, all forms used the new versions of the questions.

**A Note on the Questions about the Use of Hallucinogens Other Than LSD and Tranquilizers.** In 2001, the questions on the use of hallucinogens other than LSD and tranquilizers were changed slightly in Forms 1, 3, and 5. For hallucinogens other than LSD, the term “other psychedelics” was replaced with “other hallucinogens” and “shrooms” was added to the list of examples. For the tranquilizer list of examples, Miltown was replaced with Xanax. In 2002, the questions in the remaining forms were also changed. The data presented in this volume are the revised data for all forms. Caution must be used when comparing data from 2001 to data from 2002 or when examining long-term trends. As with the revised alcohol questions, the set of old questions in the 2001 data (Forms 2, 4, and 6) are best used for the examination of trends over time from 1975 to 2001. The revised questions in 2001 (Forms 1, 3, and 5) and later are best used for the examination of trends from 2001 on. Beginning in 2002, all forms used the revised questions.

**A Note on the Questions about the Use of Narcotics Other Than Heroin.** In 2002, the questions on the use of narcotics other than heroin were revised in Forms 1, 2, and 4. The list of examples of narcotics other than heroin was updated: Talwin, laudanum, and paregoric – all of which had negligible rates of use by 2001 – were replaced with Vicodin, OxyContin, and Percocet (and Percodan and Dilaudid in Form 1 only). In 2003, the question text in the remaining forms also changed. Again, caution must be used in the comparison of trend data involving these revised questions.



# Descriptive Results

## Introduction to the Table Format and Conventions

Univariate and selected bivariate percentage distributions are given in this section for all questions asked of this year's senior class. The definitions of column headings and the source of the standard content for each table are given below under the numbers indicated in Figure 1.

## Definitions of Column Headings

① **Questionnaire Form.** The form from which all data on the page were derived is given here. When the designation "Forms 1-6" is used, it indicates that responses from students completing all six questionnaires (or, in some cases, two or more of the questionnaires) have been combined; accordingly, the numbers of respondents in each column are six times as large as for questions contained in a single form only.

② **Total Sample.** Univariate percentage distributions based on the total sample of respondents are given in this column.

③ **Sex.** Percentage distributions are given separately for males (M) and females (F). Respondents with missing data on the question asking the respondent's sex (question C03) are omitted from both groups.

④ **Race.** Percentage distributions are given separately for those checking "White (Caucasian)" and *no other racial/ethnic group* (White) and for those checking "Black or African American" and *no other racial/ethnic group* (Black) in the changed version of the race/ethnicity question. Comparable columns for the other racial or ethnic groups (Mexican American or Chicano, Cuban American, Puerto Rican, other Hispanic or Latino, Asian American, American Indian or Alaska Native, or Native Hawaiian or other Pacific Islander) are not shown because of the low number

of cases in each group. *Note:* See the caveats regarding the interpretation of racial differences and the changes to the race/ethnicity question in the Introduction section of this volume.

⑤ **Region.** Percentage distributions are given separately for respondents living in each of four mutually exclusive regions of the country. The regional classifications are based on Census categories and are defined as follows:

*Northeast (NE):* Census classifications of New England and Middle Atlantic states; includes Maine, New Hampshire, Vermont, Massachusetts, Rhode Island, Connecticut, New York, New Jersey, and Pennsylvania.

*North Central (NC):* This is synonymous with the Midwest. The North Central (NC) abbreviation is used in the column headings. Census classifications of East North Central and West North Central states; includes Ohio, Indiana, Illinois, Michigan, Wisconsin, Minnesota, Iowa, Missouri, North Dakota, South Dakota, Nebraska, and Kansas.

*South (S):* Census classifications of South Atlantic, East South Central, and West South Central states; includes Delaware, Maryland, District of Columbia, Virginia, West Virginia, North Carolina, South Carolina, Georgia, Florida, Kentucky, Tennessee, Alabama, Mississippi, Arkansas, Louisiana, Oklahoma, and Texas.

*West (W):* Census classifications of Mountain and Pacific states; includes Montana, Idaho, Wyoming, Colorado, New Mexico, Arizona, Utah, Nevada, Washington, Oregon, and California.

⑥ **Four-Year College Plans.** Percentage distributions are given separately for (1) respondents who indicate that they "definitely will" or "probably will" graduate from a four-year college program (Yes) and (2) those who say that they "definitely won't" or "probably won't"



graduate from a four-year college program (No), based on responses to question C21d. Respondents not answering question C21d are omitted from both columns. (A number of those who do not expect to complete a four-year college program *do* expect to get some post-secondary education, as may be seen in the tables for questions C21a and C21c.)

**⑦ Illicit Drug Use: Lifetime.** Percentage distributions are given separately for five mutually exclusive subgroups differentiated by their degree of involvement with illicit drugs. Eligibility for each category is defined below.

*None:* This column contains data from those respondents who indicated that they had not used marijuana at any time and did not report use of any of the following illicit drugs in their lifetime: LSD, other psychedelics, cocaine, amphetamines, tranquilizers, methaqualone, barbiturates, heroin, or other narcotics.\*

*Marijuana Only:* This column contains data from other respondents who indicated that they had used marijuana (or hashish) but had never used any of the other illicit drugs listed above.

*Few Pills:* This column contains data from those respondents who indicated having used one or more of the above listed drugs (other than marijuana) but who had not used any one class of them on three or more occasions *and* who had not used heroin at all.

*More Pills:* This column contains data from respondents who had used any of the above listed drugs (other than marijuana) on three or more occasions but who had never used heroin.

*Any Heroin:* This column contains data from those respondents who indicated having used heroin on one or more occasions in their lifetime.

**⑧ N (Weighted Number of Cases).** This row contains the number of students who turned in questionnaires in each of the categories indicated by the column headings. The number of cases is stated in terms of the weighted number of respondents rather than the actual number, since all percentages in the tables have been calculated using weighted cases. The actual number of respondents generally is about 15 percent higher than the weighted number for data collected in 1975, 1976, and 1977. (A comparison of weighted

and unweighted numbers is provided in Table B-1 in Appendix B.) For data collected in 1978 or later, the actual number of respondents is roughly equal to the weighted number. Weighting is used to improve the accuracy of estimates by correcting for unequal probabilities of selection that arise in the multi-stage sampling procedures.

**⑨ Percentage of Weighted Total.** This row indicates the percentage of the total number of respondents who fall into the category indicated by each column heading. Unlike all other percentages on the page, which can be summed vertically, these percentages sum horizontally. To the extent that the subcategories in a column (e.g., males and females) fail to sum to 100 percent, cases have been eliminated because of missing data on the variable in question (e.g., sex) or, in the case of race, because several subcategories have been omitted intentionally.

## Table Contents

**⑩ Questions and Answers.** Each question along with its accompanying answer alternatives is presented verbatim. The alphanumeric prefix to the question indicates the section of the questionnaire in which it is located and its sequence within that section. So, for example, a prefix of B12c indicates that the item was question 12c in the B section of the questionnaire.

**⑪ Item Reference Number.** This is a unique identification number permanently assigned to each question. Any question may be located in the Question Index of the 1975-81 volumes by using this number and in the Question Index of all subsequent volumes by using this number in conjunction with the subject area code.

**⑫ Subject Area Code.** Every question has been classified into one or more subject areas; the alphanumeric code indicates the subject area (or areas) applicable to the question shown. The complete listing of subject areas is presented in Table 4 (at the beginning of the Question Index near the end of this volume). Starting with the 1982 volume, the Question Index is ordered first by subject area and then (within areas) by item reference number.

\*Inhalants (including the amyl and butyl nitrites) are not included in this list of illicit drugs because the relevant questions are not contained in all questionnaire forms or in all years of the study. Similarly, the use of PCP is counted only if it was reported under "other hallucinogens" use because specific questions about PCP are not included in all forms or years. This results in a few apparent inconsistencies in the tables relating the drug use index to specific questions about these drugs.



(defined by the column heading) who answered the question is given just below the percentage distribution. The number of nonrespondents may be determined by subtracting this weighted number answering from the weighted number taking the questionnaire, shown at the top of the same column. Nonresponse may be due to the subject not answering the question, even though it pertains to him or her, or to the subject skipping inappropriate questions as instructed on a prior item.

QUESTIONNAIRE FORM 1-6 1990		TOTAL	SEX		RACE		REGION				4YR COLLEGE PLANS		ILLICIT DRUG USE: LIFETIME					
			M	F	White	Black	NE	NC	S	W	Yes	No	None	Man- juana Only	Few Pills	More Pills	Any Her- oin	
N (Weighted No. of Cases) % of Weighted Total		15676 100.0	7862 50.2	7241 46.2	11410 72.8	1614 10.3	3358 21.4	4284 27.3	5262 33.6	2773 17.7	10245 65.4	4332 27.6	8006 51.1	2901 18.5	1872 11.9	2380 15.2	194 1.2	
These next questions ask for some background information about yourself																		
C01: In what year were you born?																		
1 Before 70		0.4	0.5	0.3	0.2	0.6	0.4	0.2	0.7	0.3	0.3	0.7	0.4	0.3	0.8	0.4	0.2	2.7
2 1970		3.2	4.0	2.0	2.0	5.4	2.4	2.4	4.7	2.6	1.8	5.5	3.2	3.3	2.7	3.0	4.4	7.5
3 1971		28.7	32.4	24.7	27.3	32.3	24.3	32.7	29.5	26.2	25.5	34.9	27.6	28.8	29.8	30.7	27.5	64.9
4 1972		66.5	62.2	71.4	69.6	60.1	71.0	64.2	64.1	69.0	71.0	58.3	67.3	66.7	66.1	65.1	64.9	64.9
5 1973		1.1	0.9	1.4	1.0	1.3	1.7	0.6	0.8	1.9	1.4	0.4	1.5	0.8	0.6	0.9	0.5	0.5
6 1974		-	-	-	-	-	-	-	-	-	-	-	-	-	-	-	-	-
7 1975		-	-	-	-	-	-	-	-	-	-	-	-	-	-	-	-	-
8 After 1975		-	-	-	-	-	0.1	-	-	-	-	-	-	-	-	-	-	-
Item 10 Subject R01		N 15360	7854	7239	11403	1614	3270	4230	5128	2732	10213	4309	7925	2869	1858	2347	191	191
C02: In what month were you born?																		
01 January		8.3	8.4	8.1	8.2	7.8	7.8	8.8	8.3	8.0	8.1	8.3	8.3	7.7	8.3	9.3	6.9	6.9
02 February		8.0	7.8	8.2	8.1	7.5	7.6	8.1	8.3	7.6	8.2	7.5	7.6	8.9	8.0	8.0	7.5	7.5
03 March		8.3	8.2	8.6	8.7	7.8	8.5	8.7	8.0	8.0	8.4	8.1	8.4	8.8	8.3	7.6	5.0	5.0
04 April		8.4	8.7	7.9	8.3	9.4	8.9	7.8	8.7	8.0	8.7	8.1	8.3	8.6	8.2	8.4	9.6	9.6
05 May		8.3	8.3	8.3	8.1	8.4	8.7	8.3	7.9	8.5	8.1	8.7	8.0	8.6	8.8	8.7	7.8	7.8
06 June		7.9	7.7	8.2	7.9	7.7	8.3	7.3	8.2	7.7	7.9	8.0	7.8	8.2	7.5	8.1	10.5	10.5
07 July		8.6	8.6	8.6	8.7	8.1	9.1	8.5	8.1	9.3	8.5	9.1	8.5	8.9	8.8	8.2	12.6	12.6
08 August		8.7	8.7	8.7	8.8	8.3	8.4	8.0	9.4	9.1	8.7	9.0	9.3	8.1	8.4	8.0	7.6	7.6
09 September		8.3	8.1	8.9	8.2	9.4	7.9	8.9	7.8	8.9	8.3	8.3	8.8	7.6	8.7	7.7	5.0	5.0
10 October		8.5	8.6	8.3	8.5	9.1	8.3	8.6	8.6	8.4	8.5	8.5	8.6	7.6	8.8	9.4	5.1	5.1
11 November		8.1	8.3	7.5	8.1	7.9	8.1	8.1	8.1									







# DESCRIPTIVE RESULTS: 2011

21

QUESTIONNAIRE FORM 1-6 2011	TOTAL	SEX		RACE		REGION				COLLEGE PLANS?		ILLICIT DRUG USE: LIFETIME				
		M	F	White	Black	NE	NC	S	W	Yes	No	None	Mari- juana Only	Few Pills	More Pills	Any Her- oin
<i>N (Weighted No. of Cases):</i>	14855	6965	6870	8249	1876	2617	3461	5407	3370	11459	2190	7102	3587	1314	1991	203
<i>% of Weighted Total:</i>	100.0	46.9	46.2	55.5	12.6	17.6	23.3	36.4	22.7	77.1	14.7	47.8	24.1	8.8	13.4	1.4
These next questions ask for some background information about yourself.																
<b>C01: In what year were you born?</b>																
1. Before '90	0.2	0.3	0.1	0.1	0.6	0.3	0.2	0.3	0.1	*	0.8	0.3	0.1	0.2	0.1	2.2
2. 1990	0.2	0.1	0.2	0.1	0.2	0.2	*	0.1	0.2	0.1	0.2	0.1	0.1	-	0.3	0.8
3. 1991	2.4	2.9	1.8	1.7	4.6	1.9	1.7	3.9	1.3	1.7	4.9	2.3	2.2	2.0	2.9	4.0
4. 1992	33.3	37.5	29.0	35.5	32.2	25.4	39.9	35.6	28.9	32.2	39.3	33.0	32.9	33.6	34.5	40.2
5. 1993	62.9	58.5	67.9	61.9	61.0	71.4	57.4	59.1	68.1	64.9	54.2	63.1	64.4	63.5	61.0	50.2
6. 1994	0.8	0.5	1.0	0.6	1.2	0.7	0.7	0.7	1.2	0.9	0.3	1.0	0.3	0.5	1.1	0.9
7. 1995	*	0.1	*	*	0.1	-	-	0.1	*	*	0.1	*	0.1	-	-	0.6
8. After 1995	0.1	0.1	0.1	0.1	0.1	*	*	0.2	0.1	0.1	0.1	0.1	*	0.2	0.1	1.0
<i>Item 10 Subject R01</i>	<i>N</i> 14205	6948	6868	8236	1869	2423	3393	5099	3290	11374	2157	6990	3504	1300	1937	198
<b>C02: In what month were you born?</b>																
01. January	8.4	8.5	8.2	7.7	10.4	7.9	8.2	9.0	8.2	8.3	8.9	8.4	7.6	10.3	8.5	9.5
02. February	7.3	7.2	7.2	7.4	6.9	6.7	7.4	7.5	7.3	7.4	6.7	7.0	6.8	7.5	8.2	11.5
03. March	8.9	8.7	9.4	8.6	9.3	9.3	8.7	8.6	9.4	9.0	8.8	9.1	9.5	7.2	9.3	6.7
04. April	8.8	9.0	8.4	8.9	8.7	8.3	9.3	8.7	8.6	8.5	9.5	9.0	8.6	9.0	8.5	7.2
05. May	8.3	8.5	8.0	8.5	8.9	7.5	8.0	8.6	8.7	8.2	9.2	8.5	7.9	7.8	8.6	9.4
06. June	8.6	8.5	8.7	8.7	6.8	8.8	8.9	7.8	9.2	8.6	8.6	8.9	8.1	9.7	7.6	6.0
07. July	9.4	8.9	9.8	9.5	9.3	10.8	9.1	8.9	9.3	9.3	9.9	9.1	9.5	10.1	9.4	10.5
08. August	9.3	9.2	9.4	9.2	9.1	9.3	9.2	9.1	9.7	9.6	7.8	9.4	9.5	8.7	9.0	9.4
09. September	6.2	6.5	6.2	6.2	6.3	5.6	6.8	6.7	5.2	6.5	4.9	5.9	6.8	6.8	5.6	4.7
10. October	8.9	9.0	8.4	8.9	10.0	9.5	8.9	9.1	8.1	8.8	9.2	9.0	8.9	8.0	8.8	9.8
11. November	7.6	7.5	7.5	7.7	6.7	8.4	6.9	7.9	7.3	7.5	7.0	7.4	8.4	7.1	7.4	9.2
12. December	8.4	8.5	8.7	8.6	7.6	7.9	8.7	8.1	8.9	8.2	9.4	8.4	8.4	7.7	9.1	6.1
<i>Item 20 Subject R01</i>	<i>N</i> 13742	6704	6660	7963	1810	2346	3273	4940	3183	11001	2091	6764	3393	1260	1862	190
<b>C03: What is your sex?</b>																
1. Male	50.3	100.0	-	51.6	46.0	46.4	55.3	48.5	50.9	47.6	62.1	47.4	52.5	50.5	54.8	65.7
2. Female	49.7	-	100.0	48.4	54.0	53.6	44.7	51.5	49.1	52.4	37.9	52.6	47.5	49.5	45.2	34.3
<i>Item 30 Subject R01</i>	<i>N</i> 13835	6965	6870	8053	1795	2371	3307	4943	3214	11120	2075	6814	3423	1277	1878	184
<b>C04: How do you describe yourself?</b> (Select one or more responses.)																
A. Black or African American	16.6	14.9	17.8	-	100.0	10.2	11.1	29.4	7.0	16.9	12.7	16.3	21.9	11.3	8.4	16.6
B. Mexican American or Chicano	8.8	9.0	8.5	-	-	1.3	5.5	5.8	22.3	8.3	10.7	7.8	10.0	9.7	9.2	8.2
C. Cuban American	1.0	1.0	1.0	-	-	0.5	0.4	2.0	0.4	1.0	0.9	1.0	1.0	0.9	0.9	2.8
D. Puerto Rican	2.0	1.7	2.3	-	-	5.1	1.1	1.7	1.2	2.0	1.6	1.8	2.5	1.8	1.8	4.2
E. Other Hispanic or Latino	7.1	6.6	7.5	-	-	7.1	2.6	7.5	11.1	6.9	7.6	6.8	8.4	6.6	5.7	5.8
F. Asian American	6.4	6.4	6.4	-	-	7.0	3.6	6.1	9.1	7.1	2.8	8.5	4.3	3.5	3.9	6.8
G. White (Caucasian)	64.7	65.8	64.0	100.0	-	75.2	80.5	53.9	57.2	64.7	69.2	63.5	59.4	71.5	76.7	71.6
H. American Indian or Alaska Native	4.1	4.3	3.9	-	-	1.6	4.1	3.7	6.8	4.0	5.4	3.0	4.4	5.7	6.0	12.2
I. Native Hawaiian or Other Pacific Islander	1.5	1.6	1.3	-	-	0.6	1.0	0.9	3.5	1.6	1.0	1.0	1.9	1.3	1.9	3.0
<i>Item 41-49 Subject R01</i>	<i>N</i> 14123	6919	6818	8249	1876	2403	3378	5081	3262	11316	2149	6939	3493	1294	1936	193
<b>C05: Where did you grow up mostly?</b>																
1. On a farm	4.7	5.7	3.6	5.8	3.1	3.7	6.5	5.1	3.0	3.8	9.5	5.2	3.4	4.0	4.8	7.9
2. In the country, not on a farm	12.3	12.8	11.7	16.3	7.8	13.2	14.3	14.7	5.5	10.6	21.1	13.4	9.8	12.1	12.2	19.3
3. In a small city or town (under 50,000 people)	28.0	27.2	29.0	32.5	21.6	42.1	26.2	24.3	25.2	27.9	30.5	28.8	27.5	27.9	28.0	22.2
4. In a medium-sized city (50,000-100,000)	14.6	13.0	16.2	12.2	17.9	7.9	13.2	13.7	22.5	14.9	12.5	13.6	16.4	14.8	15.3	14.8
5. In a suburb of a medium-sized city	12.2	12.1	12.3	12.3	10.6	11.8	12.2	11.5	13.5	12.9	8.5	11.9	12.1	13.4	13.3	6.4
6. In a large city (100,000-500,000)	10.9	10.2	11.4	6.1	19.6	8.0	9.7	12.0	12.8	11.0	9.5	10.4	12.5	9.7	10.4	9.9
7. In a suburb of a large city	7.9	8.5	7.4	8.3	6.6	4.4	10.3	8.4	7.2	8.9	3.3	7.8	7.8	9.0	7.5	8.5
8. In a very large city (over 500,000)	5.2	5.4	5.0	2.4	9.7	5.1	3.4	5.6	6.5	5.5	3.4	5.1	6.0	4.2	4.0	7.5
9. In a suburb of a very large city	4.2	5.1	3.4	4.1	3.1	4.0	4.1	4.7	3.8	4.6	1.7	4.0	4.5	4.7	4.5	3.3
<i>Item 50 Subject R03</i>	<i>N</i> 13027	6363	6266	7644	1680	2264	3153	4638	2972	10505	1939	6451	3261	1182	1729	164
<b>C06: What is your present marital status?</b>																
1. Married	3.3	3.6	3.0	2.8	4.5	3.7	3.1	3.7	2.7	3.1	3.6	3.7	2.6	2.4	2.8	5.4
2. Engaged	4.4	3.5	5.2	4.3	4.9	3.2	3.9	5.1	4.9	3.6	8.5	3.1	4.5	7.0	6.4	12.2
3. Separated/divorced	1.3	1.3	1.3	1.2	2.1	1.6	1.2	1.3	1.3	1.2	1.4	1.1	1.5	1.2	1.5	4.1
4. Single	90.9	91.6	90.5	91.7	88.5	91.5	91.8	89.9	91.1	92.1	86.6	92.1	91.4	89.5	89.3	78.4
<i>Item 60 Subject D01, R01</i>	<i>N</i> 14078	6855	6788	8170	1828	2396	3380	5031	3272	11304	2143	6927	3479	1290	1920	196

\*=less than .05 percent.



QUESTIONNAIRE FORM 1-6 2011	TOTAL	SEX		RACE		REGION				COLLEGE PLANS?		ILLICIT DRUG USE: LIFETIME				
		M	F	White	Black	NE	NC	S	W	Yes	No	None	Mari- juana Only	Few Pills	More Pills	Any Her- oin
<i>N (Weighted No. of Cases):</i>	14855	6965	6870	8249	1876	2617	3461	5407	3370	11459	2190	7102	3587	1314	1991	203
<i>% of Weighted Total:</i>	100.0	46.9	46.2	55.5	12.6	17.6	23.3	36.4	22.7	77.1	14.7	47.8	24.1	8.8	13.4	1.4
<b>C07:</b> How many brothers and sisters do you have? (Include step-brothers and sisters and half-brothers and sisters.)																
<b>C07A:</b> Older brothers and sisters																
0. None	30.6	31.0	30.3	32.0	21.2	31.9	29.9	29.1	32.5	31.5	26.4	33.0	28.1	28.9	28.3	28.0
1. One	33.4	33.7	33.2	35.3	28.9	37.6	32.4	33.9	30.6	33.8	31.9	33.6	32.9	35.6	32.0	32.8
2. Two	17.6	18.1	17.3	17.5	20.3	15.6	19.2	17.5	17.5	17.3	19.1	16.7	18.2	19.3	19.2	15.6
3. Three	8.9	8.4	9.2	8.3	10.5	7.2	9.4	9.1	9.3	8.6	10.2	8.3	10.0	7.1	9.9	9.0
4. Four	4.0	3.5	4.6	3.4	7.1	3.5	4.2	3.9	4.5	3.8	5.0	3.6	4.5	4.4	4.3	5.7
5. Five	2.3	2.1	2.5	1.6	4.4	1.5	1.8	2.8	2.5	2.2	2.4	2.0	2.7	1.8	2.8	2.8
6. Six or more	3.3	3.3	3.1	1.9	7.7	2.7	3.0	3.7	3.2	2.7	5.0	2.9	3.6	2.7	3.7	6.1
<i>Item 75 Subject R02</i>	<i>N 13362</i>	<i>6466</i>	<i>6490</i>	<i>7721</i>	<i>1759</i>	<i>2237</i>	<i>3188</i>	<i>4807</i>	<i>3130</i>	<i>10737</i>	<i>2060</i>	<i>6535</i>	<i>3303</i>	<i>1241</i>	<i>1845</i>	<i>189</i>
<b>C07B:</b> Younger brothers and sisters																
0. None	32.4	32.8	31.9	35.3	25.2	34.2	32.9	32.3	30.6	32.7	30.9	31.6	31.3	34.0	35.8	38.3
1. One	34.2	35.2	33.2	36.4	27.5	37.5	34.0	32.7	34.1	34.4	33.2	34.7	35.3	34.0	32.0	23.7
2. Two	17.5	17.5	17.6	16.3	18.6	17.2	17.9	16.5	18.6	17.3	17.4	18.8	16.2	16.1	15.4	18.9
3. Three	7.8	7.3	8.5	6.6	10.9	6.0	7.3	8.5	8.7	7.6	9.7	8.1	7.9	6.9	7.6	8.2
4. Four	3.9	3.8	4.0	3.0	6.7	2.2	3.9	4.5	4.1	3.9	4.0	3.5	4.1	4.3	4.6	4.0
5. Five	1.9	1.5	2.4	1.4	4.8	1.1	1.9	2.3	2.1	1.9	2.1	1.6	2.4	2.3	2.1	2.5
6. Six or more	2.3	2.0	2.4	1.0	6.3	1.7	2.0	3.1	1.9	2.2	2.7	1.8	2.9	2.4	2.4	4.4
<i>Item 76 Subject R02</i>	<i>N 13123</i>	<i>6361</i>	<i>6356</i>	<i>7586</i>	<i>1673</i>	<i>2223</i>	<i>3133</i>	<i>4698</i>	<i>3069</i>	<i>10596</i>	<i>1963</i>	<i>6472</i>	<i>3233</i>	<i>1196</i>	<i>1803</i>	<i>178</i>
<b>C07C:</b> Which of the following people live in the same household with you? (Mark ALL that apply.)																
A. I live alone	1.2	1.6	0.8	0.9	2.8	1.0	1.0	1.4	1.4	0.8	3.2	0.9	1.1	1.1	1.6	6.7
B. Father (or male guardian)	71.3	73.4	69.4	78.8	43.7	74.7	76.6	65.1	72.7	73.1	64.8	75.2	68.3	68.1	68.1	56.4
C. Mother (or female guardian)	88.3	88.1	88.8	89.1	83.7	90.4	89.8	86.3	88.1	90.4	78.6	91.0	87.3	86.7	83.7	70.1
D. Brother(s) and/or sister(s)	67.3	67.3	67.9	67.6	57.7	72.0	68.2	63.4	68.9	69.1	60.5	70.4	67.1	65.1	61.7	49.9
E. Grandparent(s)	7.5	7.5	7.8	6.2	10.8	6.8	5.9	8.7	8.0	7.0	10.1	7.4	7.1	8.3	8.2	7.4
F. My husband/wife	0.8	0.8	0.8	0.7	1.0	0.7	0.5	1.2	0.6	0.6	1.9	0.5	0.8	1.0	1.3	5.0
G. My children	1.1	0.5	1.7	0.6	2.8	0.6	1.0	1.9	0.5	0.8	2.5	0.8	1.3	1.0	1.9	2.5
H. Other relative(s)	7.8	6.8	8.7	4.7	11.1	5.9	5.3	8.9	10.0	7.3	9.9	6.7	8.6	9.4	8.1	13.2
I. Non-relative(s)	4.8	4.4	5.2	4.6	3.1	4.2	4.5	4.5	5.8	4.2	7.1	3.2	4.7	6.9	8.8	9.4
<i>Item 80-160 Subject R03</i>	<i>N 14140</i>	<i>6882</i>	<i>6825</i>	<i>8206</i>	<i>1839</i>	<i>2394</i>	<i>3388</i>	<i>5074</i>	<i>3284</i>	<i>11364</i>	<i>2163</i>	<i>6964</i>	<i>3492</i>	<i>1293</i>	<i>1927</i>	<i>192</i>
The next three questions ask about your parents. If you were raised mostly by foster parents, step-parents, or others, answer for them. For example, if you have both a step-father and a natural father, answer for the one that was most important in raising you.																
<b>C08:</b> What is the highest level of schooling your father completed?																
1. Completed grade school or less	4.1	3.8	4.3	1.1	2.7	2.3	2.4	4.3	6.7	3.5	6.7	3.8	4.1	4.1	4.0	8.3
2. Some high school	10.8	10.2	11.2	8.4	13.7	11.2	8.2	12.0	11.2	9.4	17.2	9.3	12.6	11.2	12.2	9.5
3. Completed high school	26.2	25.9	26.7	27.2	30.3	28.1	28.6	26.7	21.8	24.5	34.7	25.6	27.6	26.5	25.9	24.7
4. Some college	16.3	15.4	17.0	17.1	16.4	14.7	16.8	15.1	18.6	16.5	14.6	16.5	15.7	17.9	16.0	14.5
5. Completed college	22.0	23.5	20.7	27.0	14.9	24.6	25.1	19.7	20.5	24.5	11.0	23.2	20.7	20.4	22.4	18.7
6. Graduate or professional school after college	12.6	13.0	12.4	14.5	6.9	11.9	12.0	13.4	12.7	14.4	4.3	14.1	10.5	12.6	12.0	9.6
7. Don't know, or does not apply	8.1	8.1	7.8	4.7	15.1	7.2	7.0	8.8	8.7	7.2	11.4	7.5	8.7	7.3	7.6	14.6
<i>Item 310 Subject R02</i>	<i>N 14120</i>	<i>6864</i>	<i>6811</i>	<i>8189</i>	<i>1840</i>	<i>2382</i>	<i>3386</i>	<i>5069</i>	<i>3283</i>	<i>11384</i>	<i>2168</i>	<i>6946</i>	<i>3484</i>	<i>1295</i>	<i>1932</i>	<i>196</i>
<b>C09:</b> What is the highest level of schooling your mother completed?																
1. Completed grade school or less	3.7	3.2	4.2	0.9	2.6	2.1	2.2	3.5	6.7	3.2	5.8	3.5	3.7	3.1	3.4	7.0
2. Some high school	7.9	7.3	8.3	4.9	10.3	6.7	5.1	9.4	9.3	6.9	12.4	7.1	9.5	7.5	8.1	6.1
3. Completed high school	22.6	21.8	23.3	23.9	22.9	24.5	23.7	22.5	20.0	20.9	31.0	22.1	23.0	24.3	23.1	17.8
4. Some college	20.6	19.8	21.2	21.0	22.8	17.0	21.1	20.2	23.3	20.7	19.3	19.5	20.9	22.4	22.4	23.4
5. Completed college	28.1	29.8	26.8	32.5	25.3	32.3	31.0	25.8	25.6	30.3	18.7	29.8	26.6	28.1	26.1	26.4
6. Graduate or professional school after college	12.6	12.7	12.6	14.0	10.4	13.4	13.3	13.6	9.8	14.2	4.5	13.4	12.2	10.9	11.9	11.1
7. Don't know, or does not apply	4.6	5.4	3.7	2.8	5.7	4.1	3.6	5.1	5.3	3.7	8.2	4.6	4.2	3.7	4.9	8.1
<i>Item 320 Subject R02</i>	<i>N 14113</i>	<i>6860</i>	<i>6810</i>	<i>8188</i>	<i>1838</i>	<i>2382</i>	<i>3387</i>	<i>5064</i>	<i>3280</i>	<i>11390</i>	<i>2167</i>	<i>6946</i>	<i>3480</i>	<i>1295</i>	<i>1929</i>	<i>195</i>



# DESCRIPTIVE RESULTS: 2011

23

QUESTIONNAIRE FORM 1-6 2011	TOTAL	SEX		RACE		REGION				COLLEGE PLANS?		ILLICIT DRUG USE: LIFETIME				
		M	F	White	Black	NE	NC	S	W	Yes	No	None	Mari- juana Only	Few Pills	More Pills	Any Her- oin
<i>N (Weighted No. of Cases):</i>	14855	6965	6870	8249	1876	2617	3461	5407	3370	11459	2190	7102	3587	1314	1991	203
<i>% of Weighted Total:</i>	100.0	46.9	46.2	55.5	12.6	17.6	23.3	36.4	22.7	77.1	14.7	47.8	24.1	8.8	13.4	1.4
<b>C10:</b> Did your mother have a paid job (half-time or more) during the time you were growing up?																
1. No	13.4	13.8	12.9	13.9	8.5	13.6	12.2	12.9	15.2	13.2	14.6	14.3	10.7	12.8	13.8	24.1
2. Yes, some of the time when I was growing up	18.5	18.5	18.6	19.6	11.3	18.9	17.9	16.6	21.7	18.4	19.1	18.9	16.2	19.3	19.3	23.5
3. Yes, most of the time	18.0	18.9	16.9	17.4	17.9	17.6	19.0	17.6	17.8	17.0	22.0	17.2	18.4	19.7	19.1	17.0
4. Yes, all or nearly all of the time	50.1	48.8	51.6	49.1	62.2	49.9	50.9	52.9	45.3	51.4	44.3	49.6	54.7	48.1	47.7	35.4
<i>Item 330 Subject R02</i>	<i>N 14068</i>	<i>6844</i>	<i>6786</i>	<i>8167</i>	<i>1828</i>	<i>2369</i>	<i>3379</i>	<i>5044</i>	<i>3276</i>	<i>11376</i>	<i>2162</i>	<i>6932</i>	<i>3469</i>	<i>1291</i>	<i>1917</i>	<i>196</i>
<b>C11:</b> How would you describe your political preference?																
1. Strongly Republican	9.5	11.5	7.4	13.1	3.8	5.7	10.2	11.4	8.5	9.2	11.4	11.0	6.5	9.3	9.5	8.4
2. Mildly Republican	12.6	13.5	11.9	16.5	4.1	11.1	14.2	12.4	12.4	13.3	9.7	13.7	11.5	14.0	10.7	12.3
3. Mildly Democrat	12.6	12.1	13.2	10.5	18.1	15.3	11.4	11.6	13.5	13.5	7.3	11.8	14.5	14.1	11.7	8.1
4. Strongly Democrat	8.7	7.1	10.2	5.8	23.6	8.2	7.3	11.0	7.0	9.1	6.2	8.2	10.6	8.0	7.4	9.3
5. Independent	12.3	13.3	11.2	13.3	8.4	12.1	12.1	10.5	15.6	12.4	12.8	11.3	11.9	14.1	14.6	19.8
6. No preference	17.0	19.0	15.3	16.5	12.5	18.6	19.4	15.7	15.5	16.4	21.1	16.6	16.9	16.3	19.3	21.5
7. Other	2.2	2.9	1.5	2.3	1.8	2.4	2.4	1.8	2.6	2.1	3.0	1.8	2.3	2.9	3.0	5.8
8. Don't know, haven't decided	25.0	20.6	29.4	22.0	27.8	26.6	23.0	25.6	24.8	24.1	28.4	25.6	25.8	21.2	23.9	14.9
<i>Item 340 Subject H01</i>	<i>N 13642</i>	<i>6646</i>	<i>6605</i>	<i>8049</i>	<i>1687</i>	<i>2313</i>	<i>3308</i>	<i>4823</i>	<i>3199</i>	<i>11097</i>	<i>2060</i>	<i>6726</i>	<i>3360</i>	<i>1267</i>	<i>1876</i>	<i>187</i>
<b>C12:</b> How would you describe your political beliefs?																
1. Very conservative	5.0	6.3	3.6	6.2	4.4	3.2	5.0	6.0	4.6	4.8	5.5	6.2	3.3	4.0	3.9	5.0
2. Conservative	12.5	13.5	11.4	15.2	8.8	9.2	13.3	13.6	12.1	13.1	10.1	14.7	10.1	11.5	10.0	7.1
3. Moderate	22.3	23.1	21.6	22.5	22.9	19.9	25.2	20.9	23.3	23.4	17.1	22.6	23.5	22.3	19.9	20.9
4. Liberal	13.3	11.9	14.7	12.4	12.3	15.7	12.0	11.9	15.0	14.0	9.6	11.6	14.2	15.7	16.2	10.6
5. Very liberal	4.4	4.1	4.8	4.4	3.5	4.7	4.3	4.2	4.5	4.7	2.9	3.4	5.3	5.4	5.7	3.5
6. Radical	1.8	3.0	0.6	1.7	2.3	2.0	1.6	1.9	1.8	1.7	2.2	1.0	1.4	2.5	3.8	14.1
8. None of the above, or don't know	40.8	38.0	43.4	37.7	45.8	45.3	38.5	41.5	38.8	38.3	52.7	40.4	42.3	38.5	40.5	38.9
<i>Item 350 Subject H01</i>	<i>N 13993</i>	<i>6809</i>	<i>6750</i>	<i>8143</i>	<i>1801</i>	<i>2348</i>	<i>3364</i>	<i>5014</i>	<i>3267</i>	<i>11341</i>	<i>2147</i>	<i>6897</i>	<i>3448</i>	<i>1290</i>	<i>1914</i>	<i>194</i>
<b>C13:</b> The next three questions are about religion.																
<b>C13A:</b> What is your religious preference? (NOTE: This question was omitted in the questionnaires administered in California, beginning in 1997, due to state requirements.)																
01. Baptist	17.0	15.5	18.3	13.9	40.9	6.2	8.8	29.9	9.3	16.8	18.3	17.6	17.3	17.0	14.4	8.6
02. Methodist	5.2	4.6	6.1	6.4	5.3	4.6	6.2	5.9	1.7	5.4	4.1	5.7	4.2	5.1	5.3	3.7
03. Lutheran	3.4	3.2	3.7	5.0	0.4	2.4	8.1	1.0	2.7	3.3	4.2	3.7	3.0	3.3	3.4	3.0
04. Presbyterian	2.0	1.8	2.3	2.5	0.7	3.0	1.6	1.8	2.2	2.2	1.1	2.2	1.8	2.0	2.1	-
05. Episcopal	0.9	0.7	1.2	0.9	1.3	0.6	0.5	1.4	0.7	1.0	0.5	0.8	1.1	1.4	0.9	0.3
06. United Church of Christ	1.3	1.1	1.4	1.1	2.1	1.0	1.4	1.3	1.1	1.2	1.4	1.2	1.4	1.2	1.2	2.3
07. Churches of Christ	6.2	6.1	6.2	5.0	11.9	5.0	5.1	7.4	6.5	5.9	6.4	5.8	7.5	7.7	4.9	1.1
08. Disciples of Christ	0.4	0.4	0.3	0.3	0.9	0.1	0.4	0.4	0.6	0.4	0.1	0.5	0.4	*	0.3	-
09. Other Protestant Christian	5.3	5.5	5.1	5.7	4.6	5.6	5.4	4.6	7.4	5.4	4.9	6.5	4.3	4.6	3.6	6.3
10. Roman Catholic	19.6	20.1	19.3	20.1	3.7	25.1	28.4	13.2	13.1	20.9	13.2	20.7	20.2	19.6	16.0	11.9
11. Eastern Orthodox	0.5	0.6	0.5	0.7	0.2	0.7	0.4	0.6	0.3	0.6	0.3	0.6	0.3	0.1	0.7	2.4
12. Latter Day Saints	1.5	1.5	1.5	1.9	0.1	0.2	0.4	0.4	9.4	1.6	1.1	2.2	0.6	1.0	1.2	1.2
13. Unitarian Universalist	0.2	0.1	0.3	0.2	0.1	0.4	0.1	0.2	0.2	0.2	0.2	0.1	0.2	0.6	0.4	-
14. Jewish	1.5	1.5	1.6	2.2	0.4	4.7	0.4	1.2	0.5	1.7	0.7	0.9	3.1	1.1	1.1	5.3
15. Muslim	1.2	1.1	1.2	0.4	1.6	1.3	0.8	1.7	0.3	1.3	0.5	1.6	0.7	0.9	0.5	0.9
16. Buddhist	1.5	1.6	1.4	0.8	0.4	1.9	1.1	1.5	2.0	1.6	1.2	1.4	1.0	1.2	2.9	4.5
17. Other Religion	8.4	8.2	8.6	6.9	11.1	6.9	7.9	9.2	9.2	8.4	9.0	9.1	7.3	7.3	8.3	9.0
18. None	23.7	26.4	21.2	25.9	14.2	30.3	22.9	18.5	32.6	22.0	32.6	19.5	25.7	25.7	32.9	39.5
<i>Item 360 Subject G</i>	<i>N 12093</i>	<i>5902</i>	<i>5799</i>	<i>7515</i>	<i>1681</i>	<i>2291</i>	<i>3329</i>	<i>4946</i>	<i>1527</i>	<i>9755</i>	<i>1895</i>	<i>6044</i>	<i>2909</i>	<i>1082</i>	<i>1671</i>	<i>166</i>
<b>C13B:</b> How often do you attend religious services? (NOTE: This question was omitted in the questionnaires administered in California, beginning in 1997, due to state requirements.)																
1. Never	22.5	23.9	20.9	25.6	11.9	31.5	19.9	17.5	31.0	20.4	32.7	18.3	23.8	24.0	32.3	38.5
2. Rarely	33.0	33.5	32.6	33.1	29.1	39.0	34.1	31.4	27.2	32.7	34.0	28.9	38.1	37.5	36.9	32.3
3. Once or twice a month	16.1	15.0	17.0	14.9	20.4	13.2	17.1	17.9	12.6	16.6	13.7	16.1	16.6	16.6	14.8	14.6
4. About once a week or more	28.3	27.5	29.4	26.5	38.6	16.3	28.9	33.2	29.2	30.3	19.6	36.6	21.5	21.9	16.1	14.6
<i>Item 370 Subject G</i>	<i>N 12287</i>	<i>5999</i>	<i>5891</i>	<i>7604</i>	<i>1733</i>	<i>2322</i>	<i>3375</i>	<i>5039</i>	<i>1551</i>	<i>9922</i>	<i>1917</i>	<i>6136</i>	<i>2950</i>	<i>1100</i>	<i>1696</i>	<i>172</i>

\*=less than .05 percent.



QUESTIONNAIRE FORM 1-6 2011	TOTAL	SEX		RACE		REGION				COLLEGE PLANS?		ILLICIT DRUG USE: LIFETIME				
		M	F	White	Black	NE	NC	S	W	Yes	No	None	Mari- juana Only	Few Pills	More Pills	Any Her- oin
<i>N (Weighted No. of Cases):</i>	14855	6965	6870	8249	1876	2617	3461	5407	3370	11459	2190	7102	3587	1314	1991	203
<i>% of Weighted Total:</i>	100.0	46.9	46.2	55.5	12.6	17.6	23.3	36.4	22.7	77.1	14.7	47.8	24.1	8.8	13.4	1.4
<b>C13C:</b> How important is religion in your life? (NOTE: This question was omitted in the questionnaires administered in California, beginning in 1997, due to state requirements.)																
1. Not important	23.3	26.5	20.2	27.3	10.3	34.2	23.1	16.7	29.0	21.6	31.9	18.7	24.9	25.4	33.6	41.7
2. A little important	25.1	25.6	24.6	27.1	14.3	30.4	27.6	21.3	23.9	24.8	25.9	21.7	27.3	31.8	30.0	27.1
3. Pretty important	25.6	24.5	26.5	24.2	29.4	21.4	27.5	28.1	19.7	26.3	22.8	25.7	27.7	24.9	22.9	18.1
4. Very important	26.0	23.4	28.8	21.5	46.0	14.0	21.8	34.0	27.4	27.3	19.4	33.9	20.1	18.0	13.5	13.0
<i>Item 380 Subject G</i>	<i>N 12277</i>	<i>5992</i>	<i>5891</i>	<i>7599</i>	<i>1723</i>	<i>2319</i>	<i>3369</i>	<i>5035</i>	<i>1554</i>	<i>9918</i>	<i>1916</i>	<i>6128</i>	<i>2950</i>	<i>1100</i>	<i>1697</i>	<i>171</i>
<b>C14:</b> When are you most likely to graduate from high school?																
1. By this June	98.4	97.8	99.2	99.1	97.2	98.6	98.6	98.4	97.9	99.0	95.4	99.0	98.5	97.9	97.9	88.5
2. July to January	1.0	1.4	0.5	0.6	1.6	0.9	0.9	0.9	1.5	0.8	2.3	0.7	1.0	1.6	1.3	6.9
3. After next January	-	-	-	-	-	-	-	-	-	-	-	-	-	-	-	-
6. Don't expect to graduate	0.6	0.8	0.3	0.3	1.2	0.5	0.5	0.7	0.6	0.2	2.3	0.4	0.5	0.6	0.8	4.6
<i>Item 390 Subject B01</i>	<i>N 14022</i>	<i>6796</i>	<i>6752</i>	<i>8131</i>	<i>1797</i>	<i>2362</i>	<i>3367</i>	<i>5028</i>	<i>3265</i>	<i>11429</i>	<i>2180</i>	<i>6913</i>	<i>3451</i>	<i>1288</i>	<i>1914</i>	<i>194</i>
<b>C15:</b> Which of the following best describes your present high school program?																
1. Academic or college prep	53.0	50.1	56.7	54.6	56.5	55.4	53.1	55.4	47.5	58.9	24.9	57.9	50.0	51.7	44.4	36.8
2. General	33.2	34.3	31.9	32.9	27.7	30.9	35.3	29.8	38.0	30.6	44.6	28.4	37.2	36.8	40.8	38.0
3. Vocational, technical, or commercial	4.9	6.5	3.1	5.4	6.0	5.2	4.2	5.2	5.1	3.4	13.1	5.1	3.9	5.0	5.4	8.8
4. Other, or don't know	8.8	9.1	8.3	7.1	9.8	8.5	7.5	9.6	9.4	7.0	17.4	8.6	8.9	6.6	9.4	16.4
<i>Item 400 Subject B01</i>	<i>N 13945</i>	<i>6775</i>	<i>6702</i>	<i>8094</i>	<i>1785</i>	<i>2335</i>	<i>3364</i>	<i>4991</i>	<i>3255</i>	<i>11389</i>	<i>2172</i>	<i>6877</i>	<i>3438</i>	<i>1279</i>	<i>1905</i>	<i>195</i>
<b>C16:</b> Compared with others your age throughout the country, how do you rate yourself on school ability?																
1. Far below average	1.3	1.8	0.6	0.9	2.2	1.1	1.1	1.6	1.1	0.7	4.2	1.2	1.0	0.6	1.5	4.6
2. Below average	1.8	2.1	1.4	1.6	2.0	1.9	1.5	1.9	1.9	1.2	4.6	1.3	1.5	2.7	2.9	4.1
3. Slightly below average	4.7	5.0	4.2	4.4	4.0	4.6	5.1	3.5	6.0	3.5	10.0	3.6	5.2	4.7	6.4	13.0
4. Average	31.0	29.3	32.4	28.5	36.9	31.9	29.5	32.4	29.8	27.3	48.2	27.3	35.8	31.5	35.4	22.2
5. Slightly above average	24.6	22.4	27.0	24.9	22.8	25.1	24.1	24.1	25.6	26.2	17.3	24.5	24.6	28.3	23.5	21.1
6. Above average	29.2	30.2	28.7	32.0	23.5	29.4	31.1	28.1	28.6	32.8	11.9	33.2	26.9	24.2	24.0	21.2
7. Far above average	7.5	9.2	5.7	7.8	8.7	6.1	7.6	8.4	6.9	8.2	3.9	8.8	4.9	7.9	6.2	13.8
<i>Item 410 Subject B01</i>	<i>N 13928</i>	<i>6762</i>	<i>6694</i>	<i>8091</i>	<i>1776</i>	<i>2330</i>	<i>3357</i>	<i>4984</i>	<i>3258</i>	<i>11394</i>	<i>2170</i>	<i>6887</i>	<i>3434</i>	<i>1269</i>	<i>1898</i>	<i>192</i>
<b>C17:</b> How intelligent do you think you are compared with others your age?																
1. Far below average	1.1	1.4	0.6	0.9	1.8	0.8	0.9	1.3	1.0	0.5	3.7	1.0	0.7	0.5	1.3	3.6
2. Below average	1.4	1.4	1.3	1.1	1.2	1.0	1.5	1.2	1.9	0.9	4.2	1.0	1.3	2.1	1.8	4.7
3. Slightly below average	4.1	3.8	4.3	3.9	4.0	4.6	4.3	3.4	4.6	3.3	8.1	3.2	4.4	5.0	5.8	7.2
4. Average	28.9	24.6	33.0	26.6	30.4	31.6	27.8	29.0	28.1	25.7	43.9	27.8	31.0	28.3	29.8	17.5
5. Slightly above average	25.2	23.1	27.6	25.8	22.7	25.4	25.4	24.8	25.4	26.7	17.9	25.2	26.1	27.3	23.9	20.1
6. Above average	30.3	33.8	27.0	32.3	29.3	27.8	31.2	30.7	30.5	33.3	16.1	32.3	29.0	28.5	27.7	28.2
7. Far above average	9.0	11.9	6.2	9.4	10.6	8.8	8.9	9.5	8.5	9.5	6.1	9.5	7.5	8.3	9.6	18.6
<i>Item 420 Subject B01</i>	<i>N 13934</i>	<i>6755</i>	<i>6713</i>	<i>8097</i>	<i>1768</i>	<i>2335</i>	<i>3359</i>	<i>4983</i>	<i>3257</i>	<i>11404</i>	<i>2172</i>	<i>6888</i>	<i>3439</i>	<i>1268</i>	<i>1903</i>	<i>190</i>
<b>C18:</b> During the LAST FOUR WEEKS, how many whole days of school have you missed . . .																
<b>C18A:</b> Because of illness																
1. None	58.9	64.7	53.2	59.0	59.0	56.9	60.9	58.9	58.1	59.7	55.6	64.3	56.2	53.0	50.0	45.8
2. 1 day	17.4	15.4	19.4	18.5	15.1	19.7	17.4	16.5	17.1	17.5	16.1	16.4	18.3	19.8	18.5	13.6
3. 2 days	10.8	9.1	12.4	10.8	10.3	10.7	10.7	11.1	10.5	10.6	12.5	8.8	11.9	12.2	14.5	16.4
4. 3 days	6.5	5.4	7.7	5.9	7.6	6.8	5.5	6.8	6.9	6.2	7.2	5.3	7.4	8.0	6.9	12.5
5. 4 to 5 days	4.1	3.3	4.8	3.7	5.0	4.0	3.3	4.0	5.0	3.8	5.3	3.4	4.1	5.0	5.3	4.6
6. 6 to 10 days	1.5	1.3	1.8	1.5	1.8	1.0	1.7	1.6	1.7	1.5	1.8	1.1	1.4	1.4	3.4	4.7
7. 11 or more	0.8	0.8	0.8	0.6	1.3	0.9	0.5	1.1	0.8	0.7	1.6	0.6	0.8	0.6	1.4	2.4
<i>Item 430 Subject B06</i>	<i>N 13698</i>	<i>6625</i>	<i>6617</i>	<i>7956</i>	<i>1740</i>	<i>2284</i>	<i>3316</i>	<i>4897</i>	<i>3201</i>	<i>11253</i>	<i>2139</i>	<i>6784</i>	<i>3372</i>	<i>1233</i>	<i>1880</i>	<i>185</i>



# DESCRIPTIVE RESULTS: 2011

25

QUESTIONNAIRE FORM 1-6 2011	TOTAL	SEX		RACE		REGION				COLLEGE PLANS?		ILLICIT DRUG USE: LIFETIME				
		M	F	White	Black	NE	NC	S	W	Yes	No	None	Mari- juana Only	Few Pills	More Pills	Any Her- oin
<i>N (Weighted No. of Cases):</i>	14855	6965	6870	8249	1876	2617	3461	5407	3370	11459	2190	7102	3587	1314	1991	203
<i>% of Weighted Total:</i>	100.0	46.9	46.2	55.5	12.6	17.6	23.3	36.4	22.7	77.1	14.7	47.8	24.1	8.8	13.4	1.4
<b>C18B:</b> Because you skipped or "cut"																
1. None	69.8	69.2	70.8	70.7	71.1	68.8	75.0	68.1	67.7	71.2	63.0	80.8	62.9	60.0	52.2	44.2
2. 1 day	14.3	14.0	14.3	14.9	13.7	17.1	12.3	14.6	13.7	14.0	15.6	11.1	17.3	18.6	17.7	12.2
3. 2 days	6.4	7.1	5.7	6.1	6.0	6.2	5.0	6.8	7.3	6.1	7.4	3.8	7.5	8.5	11.3	11.8
4. 3 days	3.9	3.9	3.9	3.8	3.3	3.8	2.9	4.1	4.7	3.6	4.9	2.1	4.7	5.5	7.4	9.6
5. 4 to 5 days	3.1	3.4	2.9	2.9	2.9	1.8	2.7	3.6	3.7	2.8	4.7	1.4	4.1	4.3	6.2	7.2
6. 6 to 10 days	1.2	1.1	1.2	1.0	1.2	1.0	1.0	1.3	1.5	1.1	1.9	0.3	1.8	1.8	2.4	7.3
7. 11 or more	1.3	1.4	1.2	0.7	1.8	1.3	1.0	1.5	1.4	1.0	2.5	0.4	1.7	1.4	2.8	7.6
<i>Item 440 Subject B06</i>	<i>N</i> 13537	6556	6531	7864	1714	2257	3285	4826	3169	11130	2102	6698	3332	1226	1865	184
<b>C18C:</b> For other reasons																
1. None	56.5	60.6	52.6	56.1	56.8	58.9	55.7	56.6	55.4	56.4	57.1	59.8	55.3	52.4	49.9	55.5
2. 1 day	19.3	18.1	20.6	20.7	16.9	19.5	19.7	18.8	19.8	19.4	19.1	19.0	18.5	22.2	20.7	18.9
3. 2 days	10.9	9.4	12.6	10.9	10.8	10.2	11.6	11.3	10.3	11.2	9.2	10.0	12.2	12.3	11.2	6.6
4. 3 days	6.2	5.4	6.8	6.1	7.1	4.7	6.4	6.2	6.9	6.3	5.9	5.4	6.7	6.9	7.7	4.3
5. 4 to 5 days	4.1	3.8	4.3	3.8	4.9	4.4	3.6	4.0	4.5	4.0	4.6	3.5	4.1	3.6	5.9	7.1
6. 6 to 10 days	1.6	1.4	1.8	1.5	1.7	1.2	1.7	1.6	1.8	1.6	1.8	1.4	1.7	1.7	2.2	2.9
7. 11 or more	1.4	1.3	1.3	0.9	1.8	1.1	1.3	1.7	1.2	1.2	2.2	0.9	1.5	0.9	2.5	4.8
<i>Item 450 Subject B06</i>	<i>N</i> 13632	6584	6600	7927	1727	2262	3316	4866	3188	11198	2123	6750	3350	1238	1869	185
<b>C19:</b> During the last four weeks, how often have you gone to school, but skipped a class when you weren't supposed to?																
1. Not at all	70.9	69.5	72.6	74.8	68.7	75.6	79.1	69.2	61.8	71.9	66.0	81.4	63.9	61.9	55.0	46.6
2. 1 or 2 times	17.1	17.4	16.8	16.0	16.4	14.6	12.7	17.6	22.8	16.9	18.6	12.7	21.0	21.9	22.5	18.3
3. 3-5 times	7.1	7.5	6.7	5.9	8.7	5.7	5.0	7.5	9.8	6.8	8.7	3.7	9.1	9.5	12.7	19.5
4. 6-10 times	2.9	3.3	2.5	2.0	3.6	2.5	1.7	3.5	3.6	2.7	3.5	1.2	3.6	4.7	6.1	9.6
5. 11-20 times	1.1	1.3	0.9	0.8	1.2	1.1	0.9	1.1	1.3	1.0	1.5	0.6	1.4	1.3	2.2	2.4
6. More than 20 times	0.8	1.0	0.5	0.5	1.4	0.6	0.6	1.2	0.6	0.6	1.7	0.5	1.0	0.7	1.5	3.6
<i>Item 460 Subject B06</i>	<i>N</i> 13930	6738	6723	8094	1773	2327	3369	4977	3257	11432	2182	6883	3434	1270	1904	191
<b>C20:</b> Which of the following best describes your average grade so far in high school?																
9. A (93-100)	16.8	14.9	19.0	19.6	10.8	16.8	18.2	16.5	15.7	18.4	9.0	22.2	11.0	14.1	9.7	14.2
8. A- (90-92)	18.7	16.5	21.1	20.3	13.4	19.6	19.0	17.8	19.1	20.7	8.9	22.0	15.9	15.8	15.6	6.0
7. B+ (87-89)	19.4	18.1	20.4	19.1	18.3	22.9	18.2	19.5	17.8	20.4	14.5	19.2	20.6	20.5	17.0	20.7
6. B (83-86)	17.9	18.1	17.8	17.7	18.3	17.5	18.1	17.7	18.2	17.7	18.3	16.8	19.4	18.5	18.7	18.0
5. B- (80-82)	11.3	12.7	9.7	9.7	16.5	10.1	10.5	12.8	10.6	10.4	15.7	9.4	13.1	11.4	14.5	13.3
4. C+ (77-79)	8.3	9.3	6.9	7.0	12.6	7.3	7.9	8.6	8.8	7.0	14.6	5.7	10.0	10.6	11.5	12.6
3. C (73-76)	4.9	6.6	3.1	4.2	6.4	3.5	5.3	4.3	6.4	3.8	10.1	3.0	6.5	6.1	7.6	8.4
2. C- (70-72)	2.1	2.6	1.4	1.8	2.6	1.6	2.0	2.0	2.5	1.3	5.9	1.4	2.4	2.1	3.6	3.7
1. D (69 or below)	0.9	1.2	0.4	0.6	1.3	0.9	0.8	0.9	0.8	0.4	3.1	0.4	1.1	0.8	1.8	3.1
<i>Item 470 Subject B01</i>	<i>N</i> 13855	6713	6676	8059	1771	2313	3351	4950	3241	11380	2164	6846	3417	1262	1889	192
<b>C21:</b> How likely is it that you will do each of the following things after high school?																
<b>C21A:</b> Attend a technical or vocational school																
1. Definitely won't	56.1	51.8	60.5	58.1	56.8	68.3	58.6	53.2	49.5	60.6	34.3	57.9	57.9	53.6	50.6	42.7
2. Probably won't	23.3	24.6	22.2	22.5	20.9	18.6	21.9	23.5	27.5	23.4	22.6	23.8	21.6	23.7	23.5	29.0
3. Probably will	13.7	16.3	10.8	12.1	15.0	8.2	11.8	15.4	16.9	11.1	26.3	12.1	13.5	14.3	18.2	14.7
4. Definitely will	6.9	7.3	6.4	7.4	7.2	4.9	7.7	7.9	6.1	4.9	16.8	6.3	7.0	8.3	7.7	13.6
<i>Item 480 Subject B09, C03</i>	<i>N</i> 13331	6395	6481	7747	1686	2190	3251	4771	3119	11076	2173	6594	3272	1215	1827	185
<b>C21B:</b> Serve in the armed forces																
1. Definitely won't	67.8	55.7	80.1	67.9	71.8	73.6	68.6	66.3	65.3	69.9	57.4	70.9	66.6	64.7	64.5	44.8
2. Probably won't	19.5	25.5	13.5	21.4	12.5	16.8	21.9	18.5	20.5	19.0	22.1	18.5	19.3	21.8	21.0	26.1
3. Probably will	7.6	11.1	4.0	5.7	9.7	5.3	5.6	9.0	9.2	7.0	10.8	6.3	8.6	9.1	8.5	13.1
4. Definitely will	5.0	7.7	2.4	5.1	5.9	4.3	3.9	6.2	5.1	4.1	9.6	4.3	5.5	4.5	6.0	16.1
<i>Item 490 Subject B09, L01</i>	<i>N</i> 13259	6352	6461	7762	1633	2188	3228	4718	3126	11067	2124	6573	3248	1213	1818	180



## MONITORING THE FUTURE

QUESTIONNAIRE FORM 1-6 2011	TOTAL	SEX		RACE		REGION				COLLEGE PLANS?		ILLCIT DRUG USE: LIFETIME				
		M	F	White	Black	NE	NC	S	W	Yes	No	None	Mari- juana Only	Few Pills	More Pills	Any Her- oin
<i>N (Weighted No. of Cases):</i>	14855	6965	6870	8249	1876	2617	3461	5407	3370	11459	2190	7102	3587	1314	1991	203
<i>% of Weighted Total:</i>	100.0	46.9	46.2	55.5	12.6	17.6	23.3	36.4	22.7	77.1	14.7	47.8	24.1	8.8	13.4	1.4
<b>C21C:</b> Graduate from a two-year college program																
1. Definitely won't	37.0	35.7	38.7	40.4	36.3	49.1	39.3	35.9	28.0	40.2	22.5	39.8	37.1	36.0	29.7	28.0
2. Probably won't	17.6	18.7	16.5	17.9	17.8	14.5	19.1	18.6	16.6	17.7	17.6	19.1	15.7	16.7	15.6	16.9
3. Probably will	23.6	26.3	20.7	20.5	27.7	18.4	20.6	25.4	27.7	20.9	37.5	20.6	25.1	24.9	29.9	26.9
4. Definitely will	21.8	19.3	24.2	21.2	18.2	18.1	21.0	20.1	27.7	21.3	22.5	20.6	22.0	22.4	24.8	28.2
<i>Item 500 Subject B09</i>	<i>N 13325</i>	<i>6396</i>	<i>6481</i>	<i>7759</i>	<i>1677</i>	<i>2193</i>	<i>3246</i>	<i>4756</i>	<i>3129</i>	<i>11045</i>	<i>2173</i>	<i>6588</i>	<i>3270</i>	<i>1210</i>	<i>1836</i>	<i>185</i>
<b>C21D:</b> Graduate from college (four-year program)																
1. Definitely won't	7.3	9.2	5.2	7.7	7.4	8.9	7.2	7.3	6.5	-	45.7	6.1	6.4	7.0	12.3	16.5
2. Probably won't	8.7	10.4	6.7	9.4	5.3	6.8	9.6	7.8	10.5	-	54.3	7.2	8.7	9.3	12.5	14.2
3. Probably will	23.3	26.1	20.5	22.0	22.6	18.4	22.4	23.2	27.8	27.7	-	21.2	23.9	25.2	27.7	28.7
4. Definitely will	60.7	54.4	67.6	60.9	64.8	65.9	60.8	61.8	55.3	72.3	-	65.5	61.0	58.5	47.5	40.6
<i>Item 510 Subject B09</i>	<i>N 13649</i>	<i>6585</i>	<i>6610</i>	<i>7943</i>	<i>1740</i>	<i>2254</i>	<i>3309</i>	<i>4883</i>	<i>3204</i>	<i>11459</i>	<i>2190</i>	<i>6768</i>	<i>3346</i>	<i>1249</i>	<i>1856</i>	<i>186</i>
<b>C21E:</b> Attend graduate or professional school after college																
1. Definitely won't	16.0	19.1	12.4	17.7	15.1	17.9	17.4	15.6	13.8	9.0	52.2	14.1	15.7	14.9	23.1	23.6
2. Probably won't	26.7	30.6	23.2	30.3	18.8	23.0	29.2	24.8	29.8	25.2	35.3	25.2	27.5	27.0	30.4	31.6
3. Probably will	32.3	31.0	33.9	31.5	29.8	31.9	30.5	32.3	34.4	37.0	8.4	33.6	33.0	35.2	26.1	19.7
4. Definitely will	25.0	19.2	30.5	20.5	36.4	27.2	22.9	27.3	22.1	28.8	4.1	27.1	23.8	22.9	20.3	25.1
<i>Item 520 Subject B09</i>	<i>N 13402</i>	<i>6435</i>	<i>6522</i>	<i>7820</i>	<i>1680</i>	<i>2211</i>	<i>3263</i>	<i>4783</i>	<i>3145</i>	<i>11169</i>	<i>2173</i>	<i>6647</i>	<i>3283</i>	<i>1224</i>	<i>1830</i>	<i>184</i>
<b>C22:</b> Suppose you could do just what you'd like and nothing stood in your way. How many of the following things would you WANT to do? (Mark ALL that apply)																
A. Attend a technical or vocational school	15.3	18.6	11.8	15.7	11.0	11.4	14.1	15.6	18.7	11.3	36.4	13.8	14.3	17.6	19.6	26.6
B. Serve in the armed forces	15.2	21.2	9.1	15.0	12.4	13.7	13.8	16.2	15.9	13.7	23.0	12.7	16.7	17.2	18.2	30.8
C. Graduate from a two-year college program	27.5	26.9	28.1	26.6	24.1	21.0	26.3	27.0	34.2	24.6	42.7	25.6	28.0	29.0	32.5	25.9
D. Graduate from college (four-year program)	81.6	77.0	86.8	81.8	78.9	80.4	81.4	80.6	84.0	90.6	37.4	84.1	81.5	81.8	75.5	66.8
E. Attend graduate or professional school after college	57.3	51.3	63.7	56.5	51.8	57.2	56.9	57.3	57.6	64.3	21.8	59.6	56.1	61.9	51.5	48.2
F. None of the above	4.8	6.6	2.6	4.6	6.1	5.3	5.1	4.6	4.2	3.0	13.5	3.9	4.5	4.7	6.9	11.6
<i>Item 530-580 Subject B09, C03, L01</i>	<i>N 13656</i>	<i>6569</i>	<i>6630</i>	<i>7966</i>	<i>1724</i>	<i>2256</i>	<i>3319</i>	<i>4881</i>	<i>3200</i>	<i>11325</i>	<i>2146</i>	<i>6759</i>	<i>3366</i>	<i>1247</i>	<i>1865</i>	<i>176</i>
<b>C23:</b> On the average over the school year, how many hours per week do you work in a paid or unpaid job?																
1. None	41.2	42.5	39.6	35.7	53.2	35.6	35.6	43.9	46.6	41.5	39.3	44.7	38.5	35.3	36.1	37.4
2. 5 or less hours	11.0	10.7	11.3	12.4	7.0	12.4	10.9	9.4	12.4	11.4	9.0	11.8	10.6	9.0	10.4	6.7
3. 6 to 10 hours	11.0	10.6	11.5	12.2	7.0	12.8	12.2	8.7	11.9	11.1	10.4	11.6	9.5	13.1	10.2	8.7
4. 11 to 15 hours	9.9	9.1	10.9	11.2	7.0	11.9	11.6	8.9	8.5	10.2	8.3	9.7	10.9	9.9	9.4	6.9
5. 16 to 20 hours	10.6	10.6	10.6	11.9	8.5	11.0	12.3	10.6	8.7	10.5	11.4	9.3	12.3	12.4	11.7	12.4
6. 21 to 25 hours	7.3	7.1	7.6	7.8	6.2	8.8	8.5	7.4	5.0	7.2	7.7	5.9	8.5	8.9	9.3	8.9
7. 26 to 30 hours	4.3	4.2	4.3	4.1	4.8	3.6	4.9	4.9	3.0	4.0	5.4	3.1	5.0	5.6	6.1	7.4
8. More than 30 hours	4.8	5.2	4.1	4.6	6.2	4.0	4.1	6.2	3.8	4.0	8.4	3.9	4.8	5.8	6.7	11.7
<i>Item 590 Subject B02, C01</i>	<i>N 13715</i>	<i>6610</i>	<i>6646</i>	<i>7996</i>	<i>1731</i>	<i>2269</i>	<i>3328</i>	<i>4902</i>	<i>3217</i>	<i>11354</i>	<i>2165</i>	<i>6789</i>	<i>3364</i>	<i>1256</i>	<i>1874</i>	<i>186</i>
<b>C24:</b> During an average week, how much money do you get from . . .																
<b>C24A:</b> A job or other work																
01. None	46.2	46.6	45.9	40.8	55.6	41.3	39.3	48.1	54.1	46.9	43.5	51.0	42.2	40.3	40.0	39.1
02. \$1-5	0.8	0.9	0.8	0.9	1.1	0.7	1.0	0.9	0.8	0.7	1.4	0.7	0.6	1.1	0.9	2.7
03. \$6-10	2.5	2.3	2.7	2.4	2.7	2.0	2.7	2.2	3.2	2.3	3.4	2.8	2.0	2.2	2.6	2.9
04. \$11-20	2.8	3.1	2.6	3.1	1.6	2.9	2.7	2.5	3.5	2.8	3.0	2.9	2.6	2.8	2.9	3.2
05. \$21-35	3.7	3.5	3.8	4.5	2.3	3.1	4.2	3.3	4.1	3.8	3.0	4.0	3.0	3.1	3.7	2.6
06. \$36-50	5.1	4.5	5.8	6.3	2.8	5.8	6.0	4.4	4.8	5.3	3.9	5.2	5.1	5.4	4.9	3.0
07. \$51-75	7.1	6.2	8.1	8.4	4.5	8.6	9.0	5.8	6.1	7.3	6.1	6.7	8.1	8.9	6.3	6.4
08. \$76-125	14.0	13.3	14.7	15.8	11.1	16.1	16.6	12.9	11.4	14.1	13.5	12.6	15.8	15.5	15.8	6.9
09. \$126-175	8.4	8.2	8.8	9.3	7.3	10.0	9.0	8.9	6.0	8.5	8.6	7.3	9.7	9.4	9.8	12.2
10. \$176+	9.3	11.3	7.0	8.4	11.0	9.5	9.5	11.1	6.0	8.3	13.6	6.7	10.9	11.3	13.1	20.9
<i>Item 600 Subject C02</i>	<i>N 13445</i>	<i>6453</i>	<i>6539</i>	<i>7879</i>	<i>1662</i>	<i>2225</i>	<i>3283</i>	<i>4792</i>	<i>3145</i>	<i>11141</i>	<i>2118</i>	<i>6683</i>	<i>3280</i>	<i>1234</i>	<i>1835</i>	<i>181</i>



## DESCRIPTIVE RESULTS: 2011

27

QUESTIONNAIRE FORM 1-6 2011	TOTAL	SEX		RACE		REGION				COLLEGE PLANS?		ILLICIT DRUG USE: LIFETIME				
		M	F	White	Black	NE	NC	S	W	Yes	No	None	Mari- juana Only	Few Pills	More Pills	Any Her- oin
<i>N (Weighted No. of Cases):</i>	14855	6965	6870	8249	1876	2617	3461	5407	3370	11459	2190	7102	3587	1314	1991	203
<i>% of Weighted Total:</i>	100.0	46.9	46.2	55.5	12.6	17.6	23.3	36.4	22.7	77.1	14.7	47.8	24.1	8.8	13.4	1.4
<b>C24B:</b> Other sources (allowances, etc.)																
01. None	41.9	41.2	42.3	45.0	36.0	47.0	47.9	38.2	37.6	40.9	46.0	45.2	39.7	37.9	37.1	32.9
02. \$1-5	5.2	5.1	5.3	5.2	4.6	4.8	5.6	4.5	6.2	5.3	4.9	5.9	4.5	5.0	4.4	4.0
03. \$6-10	8.4	8.5	8.6	9.1	5.5	7.8	8.6	6.7	11.3	8.8	6.5	8.9	8.1	8.3	7.8	8.1
04. \$11-20	16.6	16.9	16.7	16.4	14.1	16.4	15.2	16.0	19.1	16.9	15.3	16.7	17.3	18.1	15.0	12.4
05. \$21-35	10.8	10.9	10.8	10.2	11.3	10.0	9.4	12.4	10.5	11.1	9.7	9.6	11.3	11.7	13.9	12.5
06. \$36-50	6.7	6.2	6.9	6.3	9.8	5.3	5.9	7.9	6.6	6.8	6.3	5.8	7.7	7.3	7.7	6.3
07. \$51-75	3.4	3.4	3.2	2.8	4.7	3.3	2.6	4.4	2.7	3.4	2.8	2.6	4.0	3.9	4.6	1.3
08. \$76-125	2.9	2.9	3.0	2.2	6.2	2.6	1.6	4.2	2.7	3.0	2.9	2.3	3.3	3.6	3.7	8.0
09. \$126-175	0.9	1.1	0.7	0.6	1.6	0.8	0.7	1.1	0.8	0.9	0.6	0.7	1.1	0.8	0.9	1.1
10. \$176+	3.2	3.7	2.6	2.2	6.3	2.2	2.4	4.7	2.6	2.9	4.9	2.3	3.1	3.4	4.9	13.5
<i>Item 610 Subject C02</i>	<i>N</i> 13267	6367	6461	7749	1650	2175	3222	4721	3149	11019	2079	6579	3239	1228	1821	181
<b>C25:</b> During a typical week, on how many evenings do you go out for fun and recreation?																
1. Less than one	13.8	12.4	14.9	11.4	20.4	11.6	12.3	15.8	13.8	13.1	17.3	17.0	10.0	11.6	9.0	13.1
2. One	16.1	13.8	18.3	15.3	18.4	15.0	16.8	16.1	16.1	16.4	14.6	19.9	13.2	13.5	10.7	7.9
3. Two	26.8	24.6	29.1	26.7	24.8	24.3	27.5	26.8	27.7	27.6	23.0	27.8	26.7	26.8	23.8	20.9
4. Three	22.0	23.5	20.8	23.4	19.6	22.9	21.9	21.6	22.0	22.4	19.8	20.0	25.8	21.6	23.0	22.9
5. Four or five	14.2	16.7	11.7	15.6	9.7	17.2	15.1	12.9	13.1	14.2	14.3	11.1	16.4	15.6	20.9	14.7
6. Six or seven	7.1	9.0	5.2	7.5	7.0	8.9	6.4	6.7	7.2	6.3	10.9	4.2	7.9	10.8	12.7	20.5
<i>Item 620 Subject C07, M01</i>	<i>N</i> 13678	6590	6619	7965	1726	2257	3317	4893	3210	11322	2159	6768	3352	1255	1869	188
<b>C26:</b> On the average, how often do you go out with a date (or your spouse, if you are married)?																
1. Never	34.1	34.3	34.0	32.0	39.8	35.8	33.0	32.8	36.2	34.1	34.7	41.0	27.4	26.4	27.2	21.4
2. Once a month or less	18.1	18.1	18.2	18.3	17.8	16.8	18.7	17.9	18.8	18.1	18.4	17.5	19.3	19.4	18.1	17.2
3. 2 or 3 times a month	15.5	15.1	16.0	16.1	15.9	14.3	16.5	15.5	15.4	15.5	15.4	13.6	17.2	18.5	17.8	13.0
4. Once a week	14.3	14.6	13.9	15.1	12.3	14.7	14.8	14.5	13.3	14.4	13.8	13.6	15.2	16.6	14.1	13.2
5. 2 or 3 times a week	12.2	12.5	11.9	12.7	9.7	12.4	12.1	13.2	10.7	12.5	10.6	10.2	15.1	12.0	13.9	19.2
6. Over 3 times a week	5.6	5.3	5.9	5.8	4.6	5.9	4.8	6.0	5.7	5.3	7.1	4.1	5.9	7.0	8.9	16.0
<i>Item 630 Subject C07, M01</i>	<i>N</i> 13550	6525	6564	7916	1696	2216	3313	4831	3190	11158	2138	6705	3323	1238	1862	184
<b>C27:</b> During an average week, how much do you usually drive a car, truck, or motorcycle?																
1. Not at all	23.8	21.4	25.8	15.0	38.3	28.0	15.6	23.0	30.7	22.5	29.9	25.9	21.4	19.8	21.4	22.3
2. 1 to 10 miles	10.5	9.3	11.8	8.2	14.9	11.1	9.1	10.4	11.7	10.6	10.0	11.1	11.4	9.0	8.5	6.6
3. 11 to 50 miles	26.3	24.2	28.3	28.8	21.1	29.4	28.5	25.1	23.5	27.6	20.1	27.5	27.8	25.1	22.0	13.0
4. 51 to 100 miles	19.8	21.8	18.1	24.1	12.3	17.1	24.0	19.6	17.9	20.5	17.1	18.5	20.2	22.1	22.4	23.7
5. 100 to 200 miles	12.5	15.0	10.2	15.7	7.7	9.5	14.9	13.4	10.7	12.4	12.8	11.0	12.0	15.9	16.2	17.4
6. More than 200 miles	7.1	8.3	5.8	8.3	5.7	5.0	7.9	8.5	5.5	6.4	10.1	5.9	7.1	8.2	9.5	17.0
<i>Item 640 Subject F07</i>	<i>N</i> 13688	6588	6632	7992	1722	2240	3335	4886	3226	11276	2152	6780	3356	1245	1876	183
<b>C28:</b> Within the LAST 12 MONTHS how many times, if any, have you received a ticket (OR been stopped and warned) for moving violations, such as speeding, running a stop light, or improper passing?																
0. None—GO TO Q.C30	78.5	74.4	82.4	74.9	83.5	84.4	74.4	76.3	82.1	78.5	79.3	84.6	74.3	73.9	69.4	53.4
1. Once	13.4	15.5	11.4	15.9	9.5	9.5	16.6	14.1	11.6	13.8	10.9	11.0	16.2	16.5	15.0	17.9
2. Twice	5.1	6.2	4.1	6.0	4.1	4.2	6.0	5.5	4.1	5.0	5.6	3.0	5.9	5.7	9.7	15.0
3. Three times	1.9	2.2	1.6	2.1	1.4	1.2	1.9	2.5	1.3	1.8	2.3	1.0	2.1	2.4	3.8	8.8
4. Four or more times	1.1	1.7	0.5	1.1	1.4	0.8	1.0	1.5	1.0	1.0	1.8	0.5	1.5	1.5	2.2	4.9
<i>Item 650 Subject F07, S02</i>	<i>N</i> 13482	6478	6554	7917	1659	2199	3302	4791	3190	11127	2090	6730	3302	1236	1818	178
<b>C29:</b> How many of these tickets or warnings occurred after you were . . .																
<b>C29A:</b> Drinking alcoholic beverages?																
0. None	95.1	93.6	97.2	95.2	96.2	93.5	95.5	95.0	95.5	95.7	92.4	99.2	95.7	91.6	89.9	84.7
1. One	3.7	4.8	2.1	4.0	0.9	5.4	3.6	3.1	3.7	3.4	5.0	0.8	3.3	7.0	6.9	11.2
2. Two	0.7	0.9	0.5	0.7	0.9	0.6	0.7	1.1	0.1	0.5	1.5	-	0.3	1.0	2.6	0.8
3. Three	0.3	0.4	0.2	0.1	0.8	0.5	-	0.3	0.5	0.3	0.5	-	0.2	0.4	0.3	3.4
4. Four or more	0.2	0.3	-	*	1.2	*	0.2	0.4	0.1	0.1	0.7	-	0.4	-	0.3	-
<i>Item 660 Subject A07a, S02</i>	<i>N†</i> 2871	1644	1141	1971	275	342	835	1129	566	2379	421	1044	851	322	546	78

\*=*less than .05 percent.* †=*excludes respondents for whom question was inappropriate.*



## MONITORING THE FUTURE

QUESTIONNAIRE FORM 1-6 2011	TOTAL	SEX		RACE		REGION				COLLEGE PLANS?		ILLCIT DRUG USE: LIFETIME					
		M	F	White	Black	NE	NC	S	W	Yes	No	None	Mari- juana Only	Few Pills	More Pills	Any Her- oin	
<i>N (Weighted No. of Cases):</i>	14855	6965	6870	8249	1876	2617	3461	5407	3370	11459	2190	7102	3587	1314	1991	203	
<i>% of Weighted Total:</i>	100.0	46.9	46.2	55.5	12.6	17.6	23.3	36.4	22.7	77.1	14.7	47.8	24.1	8.8	13.4	1.4	
<b>C29B:</b> Smoking marijuana or hashish?																	
0. None	94.4	92.7	96.9	95.1	92.3	91.3	95.9	94.7	93.3	95.5	89.2	100.0	96.6	93.8	84.3	70.3	
1. One	4.2	5.1	2.7	3.9	3.4	7.0	3.1	3.4	5.7	3.4	7.6	-	2.3	5.9	12.1	19.3	
2. Two	0.8	1.2	0.2	0.4	2.6	0.7	0.7	1.0	0.6	0.7	1.2	-	0.6	0.4	1.8	6.4	
3. Three	0.3	0.5	0.1	0.4	0.5	0.8	0.1	0.4	0.4	0.3	0.8	-	0.1	-	1.1	3.3	
4. Four or more	0.3	0.5	-	0.2	1.2	0.2	0.2	0.6	-	0.1	1.2	-	0.4	-	0.7	0.8	
<i>Item 670 Subject A07a, S02</i>	<i>N†</i>	<i>2871</i>	<i>1643</i>	<i>1141</i>	<i>1972</i>	<i>277</i>	<i>343</i>	<i>832</i>	<i>1128</i>	<i>568</i>	<i>2379</i>	<i>422</i>	<i>1037</i>	<i>850</i>	<i>323</i>	<i>549</i>	<i>80</i>
<b>C29C:</b> Using other illegal drugs?																	
0. None	98.9	98.8	99.2	99.1	99.2	98.9	99.3	98.3	99.3	99.3	97.2	100.0	100.0	99.2	96.4	90.6	
1. Once	0.6	0.4	0.6	0.5	0.1	0.5	0.3	0.8	0.5	0.3	1.5	-	-	0.7	2.1	3.3	
2. Two	0.2	0.3	0.1	0.1	0.4	-	0.1	0.5	-	0.1	0.5	-	-	0.1	1.1	0.8	
3. Three	0.2	0.3	0.1	0.3	-	0.5	0.1	0.2	0.1	0.1	0.8	-	-	-	0.3	5.3	
4. Four or more	0.1	0.1	-	-	0.3	-	0.1	0.2	-	0.1	-	-	-	-	0.2	-	
<i>Item 680 Subject A07a, S02</i>	<i>N†</i>	<i>2853</i>	<i>1628</i>	<i>1140</i>	<i>1961</i>	<i>272</i>	<i>342</i>	<i>831</i>	<i>1118</i>	<i>562</i>	<i>2367</i>	<i>417</i>	<i>1035</i>	<i>847</i>	<i>322</i>	<i>542</i>	<i>77</i>
<b>C30:</b> We are interested in any accidents which occurred while you were driving a car, truck, or motorcycle. ("Accidents" means a collision involving property damage or personal injury—not bumps or scratches in parking lots.)																	
During the LAST 12 MONTHS, how many accidents have you had while you were driving (whether or not you were responsible)?																	
0. None—GO TO Q.C32	84.2	84.3	84.1	81.6	89.2	85.9	82.7	82.7	87.0	84.2	84.3	88.3	82.2	78.5	78.3	69.9	
1. One	12.6	12.7	12.7	15.1	7.9	11.5	13.8	13.2	11.2	12.7	11.8	9.9	14.4	16.8	16.5	17.9	
2. Two	2.2	1.9	2.5	2.3	2.5	1.6	2.6	2.9	1.2	2.2	2.5	1.4	2.4	3.3	2.9	8.0	
3. Three	0.7	0.8	0.6	0.8	0.3	0.7	0.7	0.9	0.4	0.6	1.0	0.2	0.8	1.2	1.6	1.6	
4. Four or more	0.3	0.3	0.2	0.2	0.2	0.2	0.3	0.3	0.2	0.2	0.5	0.1	0.2	0.1	0.7	2.7	
<i>Item 690 Subject F07, S02</i>	<i>N</i>	<i>13383</i>	<i>6433</i>	<i>6507</i>	<i>7869</i>	<i>1653</i>	<i>2177</i>	<i>3285</i>	<i>4764</i>	<i>3157</i>	<i>11053</i>	<i>2073</i>	<i>6688</i>	<i>3270</i>	<i>1212</i>	<i>1819</i>	<i>177</i>
<b>C31:</b> How many of these accidents occurred after you were . . .																	
<b>C31A:</b> Drinking alcoholic beverages?																	
0. None	97.0	96.5	97.9	97.7	96.1	98.2	97.4	96.4	96.8	97.5	94.5	99.8	96.7	98.3	92.9	83.9	
1. One	2.2	2.1	1.8	2.1	2.6	1.3	1.9	2.3	3.0	1.8	4.1	0.1	2.7	1.3	4.6	11.5	
2. Two	0.4	0.6	0.2	0.2	0.9	0.3	0.1	0.8	0.1	0.3	0.9	0.1	0.4	0.2	0.9	2.0	
3. Three	0.1	0.1	-	-	-	-	-	0.2	-	0.1	-	-	-	-	0.4	-	
4. Four or more	0.4	0.6	0.1	0.1	0.4	0.3	0.7	0.3	0.2	0.4	0.4	-	0.1	0.3	1.2	2.6	
<i>Item 700 Subject A07a, S02</i>	<i>N†</i>	<i>2109</i>	<i>998</i>	<i>1032</i>	<i>1450</i>	<i>181</i>	<i>310</i>	<i>564</i>	<i>831</i>	<i>405</i>	<i>1736</i>	<i>318</i>	<i>796</i>	<i>582</i>	<i>259</i>	<i>386</i>	<i>48</i>
<b>C31B:</b> Smoking marijuana or hashish?																	
0. None	97.2	96.5	98.0	98.0	95.1	96.7	97.2	97.0	98.1	97.7	95.0	100.0	98.4	97.5	91.2	84.8	
1. One	2.3	2.7	1.8	1.8	4.0	2.7	2.2	2.5	1.7	1.8	4.5	-	1.3	2.3	7.2	13.9	
2. Two	0.1	*	0.1	-	0.4	-	-	0.1	0.1	*	0.1	-	0.1	-	-	-	
3. Three	*	0.1	-	*	-	-	-	0.1	-	-	0.2	-	-	-	0.2	-	
4. Four or more	0.4	0.7	0.1	0.1	0.4	0.6	0.6	0.3	0.2	0.4	0.2	-	0.1	0.3	1.4	1.3	
<i>Item 710 Subject A07a, S02</i>	<i>N†</i>	<i>2098</i>	<i>997</i>	<i>1030</i>	<i>1447</i>	<i>179</i>	<i>307</i>	<i>565</i>	<i>824</i>	<i>401</i>	<i>1732</i>	<i>321</i>	<i>793</i>	<i>577</i>	<i>261</i>	<i>389</i>	<i>46</i>
<b>C31C:</b> Using other illegal drugs?																	
0. None	99.1	98.7	99.4	99.4	99.4	99.3	99.1	99.1	98.8	99.2	98.4	100.0	100.0	99.6	96.5	91.2	
1. One	0.6	0.7	0.4	0.5	0.6	0.4	0.3	0.5	1.1	0.4	1.3	-	-	-	2.1	7.5	
2. Two	0.1	0.1	*	0.1	-	-	-	0.2	-	0.1	-	-	-	0.2	0.2	-	
3. Three	-	-	-	-	-	-	-	-	-	-	-	-	-	-	-	-	
4. Four or more	0.3	0.5	0.1	0.1	-	0.3	0.6	0.3	0.2	0.3	0.2	-	-	0.3	1.2	1.3	
<i>Item 720 Subject A07a, S02</i>	<i>N†</i>	<i>2091</i>	<i>992</i>	<i>1029</i>	<i>1444</i>	<i>177</i>	<i>306</i>	<i>563</i>	<i>821</i>	<i>401</i>	<i>1731</i>	<i>314</i>	<i>793</i>	<i>576</i>	<i>257</i>	<i>387</i>	<i>47</i>
<b>C32:</b> (FORMS 1 AND 5 ONLY) If you have not entered military service, and do not expect to enter, GO TO PART D.																	



# DESCRIPTIVE RESULTS: 2011

29

QUESTIONNAIRE FORM 1-6 2011	TOTAL	SEX		RACE		REGION				COLLEGE PLANS?		ILLICIT DRUG USE: LIFETIME					
		M	F	White	Black	NE	NC	S	W	Yes	No	None	Mari- juana Only	Few Pills	More Pills	Any Her- oin	
<i>N (Weighted No. of Cases):</i>	14855	6965	6870	8249	1876	2617	3461	5407	3370	11459	2190	7102	3587	1314	1991	203	
<i>% of Weighted Total:</i>	100.0	46.9	46.2	55.5	12.6	17.6	23.3	36.4	22.7	77.1	14.7	47.8	24.1	8.8	13.4	1.4	
What is, or will be, your branch of service?																	
1. Army	26.5	26.8	23.8	27.9	26.0	34.7	31.1	24.9	20.8	25.7	29.0	27.7	27.1	15.6	33.0	26.5	
2. Navy	13.0	11.3	17.4	11.2	11.3	11.6	8.9	13.5	16.7	13.3	12.3	13.0	13.0	11.2	13.3	3.3	
3. Marine Corps	22.3	25.7	11.2	23.9	11.7	14.7	22.9	21.2	27.5	22.1	25.0	19.5	21.3	34.3	22.5	41.7	
4. Air Force	19.5	17.8	26.3	16.7	31.6	12.4	15.3	22.4	21.9	20.1	17.6	19.5	22.9	9.3	17.7	18.4	
5. Coast Guard	3.4	3.5	3.6	3.7	4.9	3.4	4.2	3.6	2.6	3.2	3.7	2.2	3.9	3.5	3.8	6.7	
6. Uncertain	15.2	14.9	17.7	16.5	14.5	23.1	17.5	14.4	10.6	15.5	12.3	18.1	11.9	26.0	9.6	3.4	
<i>Item 730 Subject L01</i>	<i>N†</i>	568	418	138	301	75	72	124	232	140	396	151	229	177	56	78	14
<b>C33: (FORMS 1 AND 5 ONLY) Do you expect to be an officer?</b>																	
1. No	14.9	12.6	20.7	10.8	28.1	17.7	15.2	17.5	8.8	13.1	18.4	15.7	13.1	9.9	18.1	21.2	
2. Uncertain	46.2	46.0	45.8	50.9	37.9	50.7	48.7	43.8	45.5	41.7	58.5	50.8	44.1	39.8	45.5	33.0	
3. Yes	38.9	41.4	33.4	38.3	33.9	31.6	36.1	38.7	45.7	45.2	23.1	33.4	42.9	50.2	36.4	45.8	
<i>Item 740 Subject L01</i>	<i>N†</i>	584	431	138	301	80	78	127	239	141	409	154	242	175	56	80	16
<b>C34: (FORMS 1 AND 5 ONLY) Do you expect to have a career in the Armed Forces?</b>																	
1. No	15.6	14.1	19.1	14.8	22.7	17.1	17.9	17.1	10.1	15.8	13.1	15.3	17.0	21.4	12.9	5.6	
2. Uncertain	47.4	49.1	41.3	49.5	36.5	51.6	51.3	46.4	43.1	48.2	47.1	46.9	47.4	48.2	49.8	42.9	
3. Yes	37.1	36.8	39.6	35.8	40.7	31.3	30.7	36.5	46.8	36.0	39.8	37.8	35.6	30.3	37.3	51.4	
<i>Item 750 Subject L01</i>	<i>N†</i>	587	434	138	304	80	79	127	240	141	410	154	241	178	56	80	16
<b>C32: (FORM 6 ONLY) When you drive a car, how often do you wear a seatbelt?</b>																	
1. Never	4.6	6.5	2.5	3.7	8.5	4.3	5.2	5.8	2.3	3.2	11.0	3.9	3.8	3.9	8.2	10.2	
2. Seldom	3.5	4.7	1.8	3.7	5.2	2.7	4.1	3.3	3.5	3.1	5.2	2.4	3.3	4.8	5.5	6.5	
3. Sometimes	4.5	5.6	3.8	4.8	7.0	4.5	5.5	5.2	2.5	4.0	7.0	3.1	4.6	6.8	8.2	10.0	
4. Often	7.9	8.9	6.9	8.3	9.0	9.6	7.0	8.8	6.3	7.3	11.1	5.3	8.7	9.6	14.4	26.6	
5. Always	73.6	69.0	78.5	76.7	60.6	69.2	75.9	71.7	77.2	76.0	61.9	79.2	73.0	72.0	59.3	39.5	
8. Does not apply	5.9	5.4	6.5	2.8	9.7	9.8	2.2	5.1	8.1	6.4	3.9	6.1	6.7	2.9	4.3	7.2	
<i>Item 22210 Subject F07, S02, T02</i>	<i>N</i>	2346	1124	1139	1388	296	389	569	835	552	1930	370	1231	536	204	322	27
<b>C33: (FORM 6 ONLY) When you are riding in the front passenger seat of a car, how often do you wear a seatbelt?</b>																	
1. Never	4.2	6.0	2.3	3.4	9.1	4.3	4.1	5.5	2.5	3.2	8.6	3.5	4.0	5.2	6.1	8.1	
2. Seldom	3.7	4.1	2.6	3.8	4.9	3.5	5.3	3.7	2.1	2.9	7.6	2.1	3.8	4.1	8.1	8.1	
3. Sometimes	5.9	7.0	4.9	6.4	7.3	5.6	5.5	8.0	3.5	5.3	9.5	4.1	4.7	8.6	11.6	23.8	
4. Often	13.1	14.4	12.2	13.7	16.7	14.7	14.2	12.2	12.4	13.5	10.9	9.7	15.3	15.1	20.6	25.8	
5. Always	72.8	68.2	77.7	72.5	61.0	71.2	70.8	70.6	79.3	74.9	63.2	80.3	72.1	66.1	53.6	34.2	
8. Does not apply	0.3	0.3	0.3	0.2	1.1	0.6	0.2	0.1	0.3	0.3	0.2	0.3	0.1	0.9	-	-	
<i>Item 22220 Subject F07, S02, T02</i>	<i>N</i>	2334	1117	1134	1386	293	389	567	829	550	1922	368	1220	536	207	320	27
The following questions are about CIGARETTE SMOKING.																	
<b>B01: Have you ever smoked cigarettes?</b>																	
1. Never—GO TO Q.B03	60.0	57.5	62.9	56.9	74.4	62.4	57.4	60.5	60.1	63.6	44.3	85.4	44.7	35.7	18.2	10.8	
2. Once or twice	17.0	17.2	17.1	16.0	15.2	15.0	17.0	17.0	18.4	16.8	17.8	9.6	27.8	24.9	19.2	12.6	
3. Occasionally but not regularly	10.4	11.2	9.2	11.5	5.3	9.9	11.4	10.1	10.1	9.7	12.2	3.3	14.7	19.4	21.8	15.5	
4. Regularly in the past	4.8	5.4	4.0	5.6	1.9	4.4	5.0	4.8	4.8	4.1	8.3	0.9	5.7	8.0	13.7	14.9	
5. Regularly now	7.8	8.7	6.7	10.0	3.1	8.3	9.1	7.5	6.5	5.8	17.4	0.9	7.1	12.0	27.1	46.1	
<i>Item 760 Subject A01a</i>	<i>N</i>	14355	6863	6759	8175	1814	2502	3389	5180	3284	11288	2159	7022	3556	1301	1958	200
<b>B02: How frequently have you smoked cigarettes during the past 30 days?</b>																	
1. Not at all—incl. (1) in Q.B01	81.3	78.5	84.9	77.8	91.3	82.2	78.2	81.6	83.6	84.4	67.8	95.8	78.6	68.6	48.4	33.3	
2. Less than one cigarette per day	8.4	9.9	6.5	9.5	4.0	7.6	10.1	7.6	8.5	7.7	11.2	2.5	11.6	15.5	18.5	13.2	
3. One to five cigarettes per day	5.9	6.3	5.5	7.2	2.8	6.2	7.1	5.7	4.9	5.1	9.9	0.9	6.9	9.6	18.2	17.9	
4. About one-half pack per day	2.7	3.2	2.0	3.5	1.0	2.6	3.0	2.9	2.1	1.8	6.4	0.5	1.8	4.8	8.8	15.4	
5. About one pack per day	1.1	1.4	0.7	1.4	0.2	1.1	1.0	1.5	0.5	0.7	3.0	0.2	0.7	1.0	4.4	7.2	
6. About one and one-half packs per day	0.3	0.4	0.2	0.4	0.3	0.2	0.3	0.4	0.1	0.2	1.0	*	0.2	0.2	0.7	9.3	
7. Two packs or more per day	0.3	0.4	0.1	0.2	0.4	0.2	0.2	0.3	0.3	0.2	0.7	*	0.2	0.2	0.9	3.7	
<i>Item 780 Subject A01c</i>	<i>N</i>	14338	6852	6750	8162	1813	2492	3388	5171	3287	11274	2152	7016	3550	1297	1958	198

\*=less than .05 percent. †=excludes respondents for whom question was inappropriate.



QUESTIONNAIRE FORM 1-6 2011	TOTAL	SEX		RACE		REGION				COLLEGE PLANS?		ILLICIT DRUG USE: LIFETIME				
		M	F	White	Black	NE	NC	S	W	Yes	No	None	Mari- juana Only	Few Pills	More Pills	Any Her- oin
<i>N (Weighted No. of Cases):</i>	14855	6965	6870	8249	1876	2617	3461	5407	3370	11459	2190	7102	3587	1314	1991	203
<i>% of Weighted Total:</i>	100.0	46.9	46.2	55.5	12.6	17.6	23.3	36.4	22.7	77.1	14.7	47.8	24.1	8.8	13.4	1.4
<b>B03: (FORMS 2-6 ONLY)</b> Next we want to ask you about drinking alcoholic beverages, including beer, wine, liquor and any other beverage that contains alcohol.  Have you ever had any alcoholic beverage to drink—more than just a few sips?																
1. No—GO TO Q.B07	30.7	31.3	30.0	28.5	39.6	26.1	29.5	33.3	31.3	31.6	25.2	52.4	10.4	9.7	4.9	5.1
2. Yes	69.3	68.7	70.0	71.5	60.4	73.9	70.5	66.7	68.7	68.4	74.8	47.6	89.6	90.3	95.1	94.9
<i>Item 790 Subject A01a</i>	<i>N 11701</i>	<i>5629</i>	<i>5573</i>	<i>6751</i>	<i>1457</i>	<i>2041</i>	<i>2780</i>	<i>4190</i>	<i>2691</i>	<i>9330</i>	<i>1777</i>	<i>5807</i>	<i>2901</i>	<i>1092</i>	<i>1611</i>	<i>156</i>
<b>B04:</b> On how many occasions have you had alcoholic beverages to drink—more than just a few sips . . .																
<b>B04A:</b> . . . in your lifetime?																
1. 0 occasions—incl. (1) in Q.B03	30.0	30.7	29.4	27.9	39.0	25.5	28.6	32.6	30.9	31.3	24.6	51.6	9.5	9.5	5.4	4.4
2. 1-2	9.1	8.6	9.8	8.4	10.0	7.6	9.1	9.5	9.4	9.3	8.5	13.0	6.2	5.9	2.7	2.2
3. 3-5	11.9	9.6	14.2	11.2	13.7	11.4	12.2	12.3	11.2	12.2	10.2	12.6	14.0	11.2	6.0	2.8
4. 6-9	9.6	8.6	10.6	9.1	10.3	8.8	9.4	10.0	9.7	9.7	8.8	7.7	14.4	11.9	6.5	3.6
5. 10-19	11.9	11.2	12.7	12.5	11.2	12.7	11.5	11.7	12.1	12.0	12.7	7.2	18.2	17.6	14.4	6.6
6. 20-39	9.8	9.7	9.7	10.6	6.7	12.4	10.0	9.0	9.0	9.7	10.5	3.8	15.9	15.3	16.7	15.3
7. 40 or more	17.7	21.6	13.6	20.3	9.1	21.6	19.3	14.8	17.7	16.0	24.7	4.0	21.8	28.7	48.4	65.2
<i>Item 810 Subject A01a</i>	<i>N 13858</i>	<i>6630</i>	<i>6578</i>	<i>7999</i>	<i>1696</i>	<i>2388</i>	<i>3314</i>	<i>4950</i>	<i>3205</i>	<i>11008</i>	<i>2030</i>	<i>6867</i>	<i>3458</i>	<i>1266</i>	<i>1897</i>	<i>182</i>
<b>B04B:</b> . . . during the last 12 months?																
1. 0 occasions—incl.(1) in Q.B03	36.5	36.7	36.5	33.2	47.0	30.9	34.2	39.9	37.9	37.7	31.1	59.2	15.6	15.2	8.8	10.1
2. 1-2	17.1	14.5	19.8	16.3	19.3	15.2	17.9	17.3	17.2	17.0	17.4	19.2	17.6	16.9	8.8	10.3
3. 3-5	13.6	12.4	14.8	13.5	12.9	14.5	13.2	13.5	13.7	13.7	13.5	10.1	20.2	16.4	13.8	7.2
4. 6-9	10.4	10.2	10.5	10.8	9.9	11.5	9.9	10.5	9.9	10.3	11.3	5.4	16.0	15.4	14.7	8.7
5. 10-19	10.2	10.7	9.6	11.6	5.8	13.6	10.0	9.0	9.7	9.9	11.4	3.6	15.3	16.8	20.3	14.4
6. 20-39	5.5	6.4	4.5	6.6	2.0	6.0	7.0	4.0	5.6	5.4	5.3	1.3	8.1	9.8	11.8	13.9
7. 40 or more	6.7	9.2	4.2	8.0	3.1	8.2	7.8	5.9	5.9	5.9	10.1	1.2	7.2	9.4	21.8	35.3
<i>Item 820 Subject A01b</i>	<i>N 13811</i>	<i>6613</i>	<i>6564</i>	<i>7981</i>	<i>1695</i>	<i>2389</i>	<i>3301</i>	<i>4937</i>	<i>3185</i>	<i>10988</i>	<i>2016</i>	<i>6846</i>	<i>3456</i>	<i>1253</i>	<i>1893</i>	<i>181</i>
<b>B04C:</b> . . . during the last 30 days?																
1. 0 occasions—incl. (1) in Q.B03	60.0	57.9	62.5	56.6	70.6	53.7	58.8	62.5	62.0	61.2	54.8	81.2	44.0	40.5	28.0	29.6
2. 1-2	19.7	18.7	20.4	20.2	18.3	22.4	19.4	19.0	18.9	19.8	19.2	13.1	28.9	25.6	23.6	13.6
3. 3-5	10.1	10.8	9.4	11.4	5.8	11.6	10.2	9.3	10.1	9.9	11.7	3.5	15.1	17.1	19.3	16.3
4. 6-9	5.0	5.8	4.1	5.8	2.5	6.3	5.6	4.3	4.3	4.6	6.3	1.2	6.3	8.9	12.5	14.0
5. 10-19	3.2	3.8	2.4	3.6	1.5	3.2	3.4	3.2	2.8	2.9	3.8	0.6	3.3	4.9	9.7	15.8
6. 20-39	0.9	1.2	0.6	1.1	0.4	0.9	1.2	0.7	1.1	0.8	1.5	0.1	0.9	1.7	3.2	4.5
7. 40 or more	1.2	1.7	0.6	1.2	1.0	1.9	1.4	1.0	0.7	0.8	2.6	0.2	1.5	1.2	3.7	6.3
<i>Item 830 Subject A01c</i>	<i>N 13816</i>	<i>6617</i>	<i>6568</i>	<i>7991</i>	<i>1685</i>	<i>2395</i>	<i>3307</i>	<i>4934</i>	<i>3179</i>	<i>10993</i>	<i>2016</i>	<i>6848</i>	<i>3453</i>	<i>1259</i>	<i>1895</i>	<i>181</i>
(FORMS 1 AND 6 ONLY) On how many occasions (if any) have you been drunk or very high from drinking alcoholic beverages?																
<b>B04D:</b> . . . in your lifetime?																
1. 0 occasions	49.0	48.4	50.2	45.0	66.0	42.3	47.3	52.9	49.4	50.9	42.8	75.4	22.1	21.0	13.7	3.4
2. 1-2	13.4	11.9	15.0	12.5	14.0	11.5	12.2	14.7	13.9	13.1	14.8	11.5	20.3	17.4	7.0	6.7
3. 3-5	8.6	7.5	9.5	8.3	4.8	10.3	8.0	8.6	8.3	8.2	9.8	5.5	13.8	11.0	9.6	10.3
4. 6-9	6.9	6.3	7.3	8.0	4.6	8.7	7.8	6.4	5.3	7.0	6.8	3.2	12.2	9.6	9.6	16.1
5. 10-19	7.3	8.0	6.9	8.8	4.2	7.5	7.3	6.3	8.6	7.7	5.8	2.3	12.3	13.7	13.7	8.3
6. 20-39	5.3	5.0	5.5	6.1	1.3	7.4	5.8	3.8	5.7	5.1	5.9	1.0	8.0	11.8	13.8	12.9
7. 40 or more	9.5	12.9	5.7	11.4	5.1	12.3	11.7	7.2	8.8	8.1	14.2	1.2	11.3	15.4	32.7	42.4
<i>Item 25020 Subject A01a</i>	<i>N 4416</i>	<i>2048</i>	<i>2154</i>	<i>2575</i>	<i>521</i>	<i>730</i>	<i>1069</i>	<i>1572</i>	<i>1045</i>	<i>3548</i>	<i>607</i>	<i>2291</i>	<i>1060</i>	<i>371</i>	<i>563</i>	<i>51</i>
<b>B04E:</b> . . . during the last 12 months?																
1. 0 occasions	57.8	56.8	59.4	53.1	75.2	50.5	55.2	62.8	58.2	59.3	54.1	82.3	34.2	33.3	21.6	14.2
2. 1-2	15.1	13.3	16.7	15.3	10.8	14.6	13.3	15.4	16.6	14.7	16.6	9.9	23.9	23.0	14.7	13.2
3. 3-5	8.3	7.6	8.8	9.1	5.6	9.5	8.5	8.0	7.9	8.1	9.5	3.5	14.3	10.7	14.7	13.7
4. 6-9	6.2	5.9	6.6	7.5	2.7	8.4	7.6	4.8	5.3	6.4	4.5	2.5	10.1	8.9	11.9	10.1
5. 10-19	5.0	5.6	4.2	5.7	1.4	6.6	5.9	3.5	5.3	4.8	5.2	0.8	7.6	13.2	12.0	12.3
6. 20-39	3.3	4.1	2.5	4.3	2.1	4.2	4.6	2.3	2.9	2.9	4.4	0.7	5.1	5.7	8.5	4.5
7. 40 or more	4.3	6.6	1.8	4.9	2.1	6.2	4.9	3.2	3.9	3.8	5.8	0.2	4.8	5.2	16.7	32.0
<i>Item 25030 Subject A01b</i>	<i>N 4393</i>	<i>2038</i>	<i>2142</i>	<i>2559</i>	<i>517</i>	<i>727</i>	<i>1060</i>	<i>1566</i>	<i>1041</i>	<i>3529</i>	<i>605</i>	<i>2286</i>	<i>1052</i>	<i>365</i>	<i>559</i>	<i>51</i>



QUESTIONNAIRE FORM 1-6 2011	TOTAL	SEX		RACE		REGION				COLLEGE PLANS?		ILLCIT DRUG USE: LIFETIME				
		M	F	White	Black	NE	NC	S	W	Yes	No	None	Mari- juana Only	Few Pills	More Pills	Any Her- oin
<i>N (Weighted No. of Cases):</i>	14855	6965	6870	8249	1876	2617	3461	5407	3370	11459	2190	7102	3587	1314	1991	203
<i>% of Weighted Total:</i>	100.0	46.9	46.2	55.5	12.6	17.6	23.3	36.4	22.7	77.1	14.7	47.8	24.1	8.8	13.4	1.4
<b>B04F:</b> . . . during the last 30 days?																
1. 0 occasions	75.0	72.5	78.0	71.8	85.5	68.5	72.5	78.5	76.7	75.9	72.1	91.7	62.5	60.7	43.8	27.2
2. 1-2	13.6	13.9	13.5	15.2	7.8	18.5	14.0	11.6	13.0	13.8	13.8	6.3	21.2	23.0	22.4	27.7
3. 3-5	5.5	5.7	4.9	6.2	2.1	4.7	6.0	5.3	5.6	5.1	6.1	1.5	8.5	7.2	14.6	9.7
4. 6-9	2.8	3.3	2.1	3.5	1.4	2.8	3.6	2.1	2.8	2.6	2.7	0.4	3.7	5.1	9.1	5.6
5. 10-19	1.9	2.6	1.2	2.4	1.5	2.9	2.7	1.3	1.3	1.5	3.5	0.1	2.4	2.4	6.5	17.1
6. 20-39	0.4	0.5	0.3	0.5	0.3	0.9	0.9	0.1	-	0.3	0.7	0.1	0.1	0.9	1.7	3.7
7. 40 or more	0.9	1.5	0.1	0.5	1.4	1.7	0.3	1.0	0.6	0.7	1.1	*	1.6	0.6	1.8	9.1
<i>Item 25040 Subject A01c</i>	<i>N</i> 4390	2036	2141	2555	518	727	1059	1564	1039	3527	604	2285	1051	365	559	49
<b>B05:</b> (FORMS 2-6 ONLY) On the occasions that you drink alcoholic beverages, how often do you drink enough to feel pretty high?																
1. On none of the occasions	27.6	25.3	30.2	23.9	36.1	26.2	27.4	30.0	25.5	28.4	24.4	49.3	19.5	15.4	11.6	10.8
2. On few of the occasions	27.2	23.3	30.6	25.4	34.4	27.0	25.8	27.6	28.2	27.1	27.9	29.7	30.4	26.9	18.8	10.6
3. On about half of the occasions	13.7	13.6	13.7	14.1	10.7	14.1	13.1	13.5	14.2	13.7	13.6	7.7	16.9	15.4	17.4	16.5
4. On most of the occasions	18.6	21.4	15.7	21.6	10.5	19.3	19.6	17.5	18.8	18.7	18.7	8.8	21.2	25.5	27.3	23.3
5. On nearly all of the occasions	12.9	16.3	9.8	14.9	8.3	13.4	14.1	11.5	13.2	12.1	15.3	4.5	12.0	16.9	24.9	38.8
<i>Item 840 Subject A01e</i>	<i>N†</i> 8120	3882	3903	4830	888	1503	1972	2789	1855	6380	1341	2774	2604	982	1534	148
<b>B06:</b> Think back over the LAST TWO WEEKS. How many times have you had five or more drinks in a row? (A "drink" is a bottle of beer, a glass of wine, a wine cooler, a shot glass of liquor, a mixed drink, etc.)																
(NOTE: In four forms wine coolers were included in the question text.)																
1. None—incl. (1) in Q.B03	78.4	74.5	82.4	74.7	90.0	73.9	75.7	81.2	80.1	79.6	72.6	93.2	70.2	64.1	51.4	42.4
2. Once	8.7	9.3	8.2	10.2	4.0	11.2	8.9	7.6	8.2	8.6	9.7	3.7	12.7	17.5	13.8	9.9
3. Twice	5.9	7.0	4.8	6.9	2.6	7.4	6.8	4.8	5.3	5.8	6.1	2.0	8.9	8.4	12.5	12.0
4. Three to five times	5.1	6.5	3.4	6.1	2.1	5.2	6.3	4.4	4.7	4.5	7.5	0.8	6.3	7.2	15.4	22.1
5. Six to nine times	1.1	1.4	0.8	1.3	0.6	1.4	1.3	1.1	0.8	0.9	2.1	0.2	1.1	1.9	3.9	3.9
6. Ten or more times	0.9	1.2	0.5	0.8	0.6	0.9	0.9	0.9	0.9	0.6	2.0	0.2	0.8	0.9	3.1	9.6
<i>Item 850 Subject A01d</i>	<i>N</i> 13632	6499	6516	7908	1657	2361	3247	4860	3164	10880	1968	6811	3387	1244	1850	174
The next major section of this questionnaire deals with various other drugs. There is a lot of talk these days about this subject, but very little accurate information. Therefore, we still have a lot to learn about the actual experiences and attitudes of people your age.																
We hope that you can answer all questions; but if you find one which you feel you cannot answer honestly, we would prefer that you leave it blank.																
Remember that your answers will be kept strictly confidential; they are never connected with your name or your class.																
<b>B07:</b> On how many occasions (if any) have you used marijuana (weed, pot) or hashish (hash, hash oil) . . .																
<b>B07A:</b> . . . in your lifetime?																
1. 0 occasions	54.5	51.3	58.2	54.2	57.4	51.2	57.0	57.2	49.9	56.5	47.4	100.0	-	25.3	12.4	7.8
2. 1-2	9.8	8.9	10.7	9.0	10.3	8.7	9.6	9.9	10.6	10.0	9.2	-	31.5	10.1	5.6	6.6
3. 3-5	5.8	5.1	6.6	5.4	6.5	6.4	5.6	5.7	5.9	5.9	5.3	-	17.0	9.1	4.6	4.4
4. 6-9	4.1	4.0	4.4	4.0	4.3	4.0	3.9	4.1	4.3	4.1	3.6	-	10.5	7.2	5.4	2.8
5. 10-19	5.1	5.1	4.9	5.2	4.5	5.6	4.8	4.2	6.3	5.0	5.1	-	12.1	9.2	8.1	3.5
6. 20-39	4.6	4.6	4.5	5.0	3.2	5.9	3.5	4.2	5.6	4.5	5.1	-	10.2	8.4	8.7	6.0
7. 40 or more	16.1	21.0	10.7	17.3	13.9	18.2	15.7	14.6	17.4	14.1	24.3	-	18.8	30.7	55.2	68.9
<i>Item 860 Subject A01a</i>	<i>N</i> 14109	6773	6709	8123	1773	2440	3374	5050	3246	11217	2101	7102	3573	1292	1928	188

\*=*less than .05 percent.* †=*excludes respondents for whom question was inappropriate.*



QUESTIONNAIRE FORM 1-6 2011	TOTAL	SEX		RACE		REGION				COLLEGE PLANS?		ILLCIT DRUG USE: LIFETIME				
		M	F	White	Black	NE	NC	S	W	Yes	No	None	Mari- juana Only	Few Pills	More Pills	Any Her- oin
<i>N (Weighted No. of Cases):</i> <i>% of Weighted Total:</i>	14855 100.0	6965 46.9	6870 46.2	8249 55.5	1876 12.6	2617 17.6	3461 23.3	5407 36.4	3370 22.7	11459 77.1	2190 14.7	7102 47.8	3587 24.1	1314 8.8	1991 13.4	203 1.4
<b>B07B:</b> . . . during the last 12 months?																
1. 0 occasions	63.6	60.0	67.9	62.8	66.4	59.3	65.3	66.9	60.0	65.3	58.5	100.0	25.6	38.3	22.1	14.5
2. 1-2	9.4	8.5	10.3	8.9	9.2	9.3	9.1	8.8	10.8	9.6	8.7	-	27.0	12.0	9.9	8.8
3. 3-5	5.8	5.7	5.9	6.0	6.0	6.6	4.9	5.5	6.7	5.7	5.6	-	13.8	10.8	9.0	8.8
4. 6-9	3.9	3.9	3.8	3.8	3.2	4.4	3.0	3.8	4.6	3.8	3.8	-	8.8	8.1	6.0	5.4
5. 10-19	4.1	4.1	3.9	4.4	3.2	5.0	4.1	3.2	4.8	3.9	5.0	-	8.6	7.1	8.6	5.2
6. 20-39	3.3	3.7	2.9	3.4	2.8	4.1	3.3	2.6	4.0	3.2	3.6	-	5.9	7.3	7.7	8.6
7. 40 or more	9.8	14.1	5.3	10.8	9.2	11.2	10.3	9.3	9.1	8.5	14.9	-	10.3	16.3	36.6	48.7
<i>Item 870 Subject A01b</i>	<i>N 14083</i>	<i>6756</i>	<i>6707</i>	<i>8115</i>	<i>1763</i>	<i>2433</i>	<i>3369</i>	<i>5039</i>	<i>3242</i>	<i>11199</i>	<i>2098</i>	<i>7102</i>	<i>3558</i>	<i>1291</i>	<i>1922</i>	<i>184</i>
<b>B07C:</b> . . . during the last 30 days?																
1. 0 occasions	77.4	73.6	81.6	77.1	77.8	73.6	78.3	79.1	76.6	78.9	72.5	100.0	59.7	59.9	42.9	31.6
2. 1-2	7.4	7.0	7.8	7.3	6.2	8.9	6.7	6.9	7.8	7.4	6.6	-	18.4	12.7	10.9	9.0
3. 3-5	3.7	4.0	3.3	3.8	3.8	4.0	3.7	3.1	4.2	3.7	3.7	-	6.8	8.4	7.3	11.7
4. 6-9	2.2	2.4	2.0	2.0	2.5	2.6	2.3	1.9	2.5	2.1	2.5	-	4.4	3.2	5.4	5.8
5. 10-19	2.7	3.3	2.0	2.9	3.4	3.8	2.1	2.7	2.5	2.5	3.1	-	4.5	5.4	7.2	5.2
6. 20-39	2.2	3.0	1.5	2.5	1.8	2.5	2.2	2.2	2.2	1.9	3.5	-	1.9	4.1	8.9	11.8
7. 40 or more	4.4	6.7	1.8	4.5	4.5	4.7	4.6	4.1	4.3	3.5	8.0	-	4.2	6.1	17.4	24.9
<i>Item 880 Subject A01c</i>	<i>N 14076</i>	<i>6744</i>	<i>6707</i>	<i>8115</i>	<i>1760</i>	<i>2434</i>	<i>3367</i>	<i>5033</i>	<i>3241</i>	<i>11188</i>	<i>2099</i>	<i>7102</i>	<i>3553</i>	<i>1284</i>	<i>1919</i>	<i>184</i>
<b>B08:</b> On how many occasions, if any, have you used LSD ("acid") . . .																
<b>B08A:</b> . . . in your lifetime?																
1. 0 occasions	96.0	94.8	97.3	95.1	98.5	95.3	95.8	96.8	95.5	96.6	94.0	100.0	100.0	92.9	81.2	45.2
2. 1-2	2.4	3.0	1.9	3.1	0.8	2.3	2.5	1.8	3.2	2.2	3.1	-	-	7.1	10.3	23.1
3. 3-5	0.7	1.0	0.5	1.0	0.3	1.2	0.9	0.5	0.6	0.6	1.2	-	-	-	4.1	11.2
4. 6-9	0.4	0.6	0.1	0.4	0.1	0.4	0.2	0.5	0.3	0.2	0.7	-	-	-	2.0	5.7
5. 10-19	0.2	0.3	0.1	0.2	0.1	0.3	0.3	0.1	0.3	0.1	0.4	-	-	-	0.9	6.9
6. 20-39	0.1	0.1	0.1	0.1	-	0.2	0.1	*	-	0.1	0.1	-	-	-	0.1	3.6
7. 40 or more	0.2	0.3	0.1	0.2	0.2	0.4	0.2	0.3	0.2	0.1	0.5	-	-	-	1.4	4.3
<i>Item 890 Subject A01a</i>	<i>N 14207</i>	<i>6843</i>	<i>6753</i>	<i>8146</i>	<i>1822</i>	<i>2456</i>	<i>3378</i>	<i>5096</i>	<i>3276</i>	<i>11290</i>	<i>2141</i>	<i>7062</i>	<i>3560</i>	<i>1297</i>	<i>1945</i>	<i>196</i>
<b>B08B:</b> . . . during the last 12 months?																
1. 0 occasions	97.3	96.4	98.3	96.6	99.1	97.0	97.0	97.9	97.1	97.6	96.3	100.0	100.0	96.0	86.8	63.2
2. 1-2	1.7	2.3	1.2	2.4	0.4	1.9	2.0	1.2	2.0	1.7	2.0	-	-	4.0	8.5	15.3
3. 3-5	0.5	0.7	0.2	0.6	0.1	0.5	0.5	0.5	0.6	0.4	0.9	-	-	-	2.6	10.7
4. 6-9	0.1	0.2	0.1	0.2	0.1	0.2	0.2	0.1	0.1	0.1	0.2	-	-	-	0.8	3.1
5. 10-19	0.1	0.1	0.1	0.1	0.2	0.2	0.1	0.1	*	0.1	0.4	-	-	-	0.4	4.3
6. 20-39	*	*	-	*	0.1	0.1	-	0.1	-	*	0.1	-	-	-	0.3	0.3
7. 40 or more	0.1	0.2	*	0.1	0.1	0.1	0.1	0.1	0.2	0.1	0.1	-	-	-	0.7	3.1
<i>Item 900 Subject A01b</i>	<i>N 14200</i>	<i>6840</i>	<i>6752</i>	<i>8143</i>	<i>1820</i>	<i>2454</i>	<i>3376</i>	<i>5095</i>	<i>3275</i>	<i>11289</i>	<i>2138</i>	<i>7063</i>	<i>3560</i>	<i>1296</i>	<i>1941</i>	<i>193</i>
<b>B08C:</b> . . . during the last 30 days?																
1. 0 occasions	99.2	98.9	99.6	99.2	99.3	99.1	99.2	99.1	99.1	99.4	98.8	100.0	100.0	99.0	96.2	83.7
2. 1-2	0.5	0.7	0.3	0.6	0.3	0.6	0.4	0.6	0.6	0.5	0.6	-	-	1.0	2.3	8.8
3. 3-5	0.1	0.1	0.1	0.1	0.1	0.1	0.2	0.1	-	0.1	0.1	-	-	-	0.4	2.2
4. 6-9	*	*	*	*	0.1	0.1	-	*	*	*	0.2	-	-	-	0.1	1.9
5. 10-19	0.1	0.1	*	*	0.1	*	*	0.1	0.1	*	0.2	-	-	-	0.4	1.7
6. 20-39	*	-	-	-	-	-	-	*	-	-	-	-	-	-	*	-
7. 40 or more	0.1	0.1	*	*	0.1	*	0.1	0.1	0.1	0.1	*	-	-	-	0.6	1.6
<i>Item 910 Subject A01c</i>	<i>N 14206</i>	<i>6841</i>	<i>6752</i>	<i>8143</i>	<i>1821</i>	<i>2454</i>	<i>3379</i>	<i>5096</i>	<i>3277</i>	<i>11290</i>	<i>2138</i>	<i>7063</i>	<i>3561</i>	<i>1296</i>	<i>1945</i>	<i>193</i>
<b>B09:</b> On how many occasions (if any) have you used hallucinogens other than LSD (like mescaline, peyote, "shrooms" or psilocybin, PCP) . . .																
<b>B09A:</b> . . . in your lifetime?																
1. 0 occasions	92.7	90.5	94.9	91.3	97.9	92.5	93.2	94.4	89.4	93.5	88.5	100.0	100.0	80.6	65.5	36.2
2. 1-2	4.5	5.4	3.5	5.3	1.1	4.3	4.3	3.4	6.4	4.2	5.7	-	-	19.4	17.5	21.1
3. 3-5	1.3	1.8	0.9	1.8	0.1	1.9	1.0	0.9	2.0	1.0	2.9	-	-	-	8.8	10.1
4. 6-9	0.5	0.8	0.3	0.6	0.4	0.4	0.5	0.4	0.9	0.5	0.9	-	-	-	3.3	6.9
5. 10-19	0.4	0.6	0.2	0.3	0.2	0.4	0.3	0.4	0.5	0.3	0.5	-	-	-	1.9	9.5
6. 20-39	0.2	0.3	0.1	0.3	-	0.2	0.2	0.2	0.4	0.2	0.4	-	-	-	1.1	5.4
7. 40 or more	0.4	0.5	0.2	0.4	0.3	0.3	0.4	0.4	0.4	0.2	1.1	-	-	-	1.8	10.8
<i>Item 920 Subject A01a</i>	<i>N 14151</i>	<i>6817</i>	<i>6736</i>	<i>8135</i>	<i>1809</i>	<i>2451</i>	<i>3361</i>	<i>5074</i>	<i>3266</i>	<i>11261</i>	<i>2132</i>	<i>7052</i>	<i>3533</i>	<i>1297</i>	<i>1931</i>	<i>192</i>



# DESCRIPTIVE RESULTS: 2011

33

QUESTIONNAIRE FORM 1-6 2011	TOTAL	SEX		RACE		REGION				COLLEGE PLANS?		ILLCIT DRUG USE: LIFETIME				
		M	F	White	Black	NE	NC	S	W	Yes	No	None	Mari- juana Only	Few Pills	More Pills	Any Her- oin
<i>N (Weighted No. of Cases):</i>	14855	6965	6870	8249	1876	2617	3461	5407	3370	11459	2190	7102	3587	1314	1991	203
<i>% of Weighted Total:</i>	100.0	46.9	46.2	55.5	12.6	17.6	23.3	36.4	22.7	77.1	14.7	47.8	24.1	8.8	13.4	1.4
<b>B09B:</b> . . . during the last 12 months?																
1. 0 occasions	95.7	94.1	97.3	94.8	98.5	95.3	95.8	96.8	94.2	96.2	93.3	100.0	100.0	92.0	77.7	60.0
2. 1-2	2.7	3.5	2.0	3.4	0.7	3.2	2.8	1.9	3.7	2.5	3.7	-	-	8.0	13.7	9.9
3. 3-5	0.8	1.2	0.3	0.9	0.2	0.8	0.6	0.6	1.2	0.6	1.2	-	-	-	4.7	9.8
4. 6-9	0.3	0.5	0.1	0.3	0.3	0.4	0.4	0.2	0.3	0.2	0.7	-	-	-	1.8	5.8
5. 10-19	0.2	0.3	0.1	0.3	0.1	-	0.2	0.2	0.5	0.2	0.5	-	-	-	0.9	6.9
6. 20-39	0.1	0.1	0.1	0.1	0.1	0.1	0.1	0.2	0.1	0.1	0.2	-	-	-	0.5	2.6
7. 40 or more	0.2	0.2	0.1	0.1	0.1	0.2	0.2	0.1	0.1	0.1	0.4	-	-	-	0.7	4.9
<i>Item 930 Subject A01b</i>	<i>N</i> 14139	6809	6733	8133	1809	2450	3362	5072	3255	11255	2129	7053	3533	1290	1926	191
<b>B09C:</b> . . . during the last 30 days?																
1. 0 occasions	98.8	98.4	99.4	98.8	99.0	98.7	98.9	98.9	98.4	99.0	97.9	100.0	100.0	98.3	94.2	80.2
2. 1-2	0.8	1.0	0.4	0.8	0.4	0.7	0.7	0.6	1.1	0.7	1.0	-	-	1.7	3.8	7.0
3. 3-5	0.1	0.2	0.1	0.2	0.1	*	0.1	0.1	0.3	0.1	0.4	-	-	-	0.7	3.3
4. 6-9	0.1	0.2	0.1	0.1	0.2	0.3	0.1	0.1	0.1	0.1	0.3	-	-	-	0.5	4.4
5. 10-19	*	*	-	*	0.2	*	-	0.1	*	*	*	-	-	-	0.1	2.3
6. 20-39	*	*	*	*	-	*	0.1	*	-	*	0.1	-	-	-	0.1	1.3
7. 40 or more	0.1	0.1	*	0.1	0.1	0.1	0.2	0.1	0.1	0.1	0.2	-	-	-	0.6	1.6
<i>Item 940 Subject A01c</i>	<i>N</i> 14140	6808	6735	8131	1808	2450	3362	5075	3253	11253	2130	7053	3533	1290	1926	191
<b>B10:</b> On how many occasions (if any) have you used cocaine (sometimes called "coke", "crack", "rock") . . .																
<b>B10A:</b> . . . in your lifetime?																
1. 0 occasions	94.8	93.8	95.9	94.4	98.2	94.7	95.5	95.3	93.6	95.9	90.4	100.0	100.0	91.8	74.8	28.1
2. 1-2	2.3	2.5	2.0	2.6	0.6	2.0	2.3	2.0	2.9	1.9	4.3	-	-	7.3	10.7	11.7
3. 3-5	1.3	1.6	1.0	1.4	0.4	1.9	1.1	1.2	1.3	1.0	2.3	-	-	0.9	6.9	19.3
4. 6-9	0.4	0.5	0.3	0.4	0.2	0.5	0.4	0.5	0.4	0.3	0.6	-	-	-	2.1	11.6
5. 10-19	0.3	0.4	0.3	0.3	0.2	0.4	0.2	0.3	0.6	0.3	0.5	-	-	-	1.7	7.8
6. 20-39	0.2	0.3	0.2	0.2	-	0.2	0.2	0.2	0.3	0.2	0.3	-	-	-	1.4	3.6
7. 40 or more	0.6	0.8	0.3	0.6	0.4	0.4	0.3	0.6	1.0	0.4	1.5	-	-	-	2.3	17.9
<i>Item 950 Subject A01a</i>	<i>N</i> 14094	6831	6761	8144	1808	2414	3365	5057	3259	11270	2133	7013	3483	1293	1918	196
<b>B10B:</b> . . . during the last 12 months?																
1. 0 occasions	97.1	96.4	97.9	96.8	98.9	97.2	97.1	97.4	96.7	97.7	94.6	100.0	100.0	97.6	85.4	52.4
2. 1-2	1.3	1.6	1.1	1.6	0.2	0.9	1.7	1.2	1.5	1.1	2.6	-	-	1.8	7.3	13.3
3. 3-5	0.7	0.9	0.5	0.8	0.2	1.0	0.7	0.6	0.7	0.5	1.2	-	-	0.6	3.2	14.4
4. 6-9	0.3	0.4	0.2	0.3	0.1	0.2	0.2	0.2	0.4	0.2	0.5	-	-	-	1.5	5.4
5. 10-19	0.2	0.2	0.2	0.2	0.1	0.2	0.1	0.2	0.3	0.2	0.3	-	-	-	1.0	5.1
6. 20-39	0.2	0.2	0.1	0.2	0.1	0.1	0.1	0.2	0.2	0.1	0.3	-	-	-	1.0	2.3
7. 40 or more	0.2	0.2	0.1	0.2	0.2	0.3	0.2	0.2	0.1	0.1	0.5	-	-	-	0.6	7.1
<i>Item 960 Subject A01b</i>	<i>N</i> 14094	6831	6761	8144	1805	2416	3363	5054	3261	11272	2132	7014	3484	1293	1917	194
<b>B10C:</b> . . . during the last 30 days?																
1. 0 occasions	98.9	98.5	99.3	98.8	99.2	98.7	99.1	98.8	98.8	99.0	98.2	100.0	100.0	99.4	94.6	74.0
2. 1-2	0.6	0.9	0.4	0.7	0.3	0.6	0.6	0.6	0.8	0.6	0.6	-	-	0.6	3.0	13.8
3. 3-5	0.2	0.2	0.1	0.2	0.2	0.2	0.1	0.2	0.2	0.2	0.4	-	-	-	1.1	2.4
4. 6-9	0.1	0.1	0.1	0.1	0.1	0.1	0.1	0.1	0.1	0.1	0.2	-	-	-	0.5	1.5
5. 10-19	0.1	0.1	0.1	0.1	0.1	0.1	*	0.1	0.1	0.1	0.3	-	-	-	0.4	4.0
6. 20-39	*	*	*	*	0.1	*	-	*	-	*	0.1	-	-	-	0.1	0.6
7. 40 or more	0.1	0.2	*	0.1	0.2	0.2	0.1	0.1	-	*	0.2	-	-	-	0.3	3.7
<i>Item 970 Subject A01c</i>	<i>N</i> 14095	6828	6764	8147	1804	2415	3368	5054	3258	11273	2132	7015	3484	1293	1918	191
(Data is combined from Forms 1-6, question number and section may vary.) On how many occasions (if any) have you used "crack" (cocaine in chunk or rock form) . . .																
<b>B10D:</b> . . . in your lifetime?																
1. 0 occasions	98.1	97.9	98.5	98.2	99.4	97.9	98.4	98.6	97.4	98.6	95.9	100.0	100.0	97.4	92.8	52.6
2. 1-2	1.0	1.1	0.8	1.0	0.2	1.2	1.0	0.7	1.2	0.7	2.1	-	-	2.5	3.9	15.2
3. 3-5	0.3	0.3	0.2	0.2	-	0.2	0.2	0.2	0.4	0.2	0.5	-	-	0.1	0.9	9.4
4. 6-9	0.2	0.1	0.2	0.1	*	0.2	0.1	0.1	0.2	0.1	0.3	-	-	-	0.5	4.8
5. 10-19	0.1	0.2	0.1	0.1	0.1	0.2	*	0.2	0.2	0.1	0.3	-	-	-	0.8	1.8
6. 20-39	0.1	0.1	*	0.1	-	*	*	0.1	0.1	0.1	0.1	-	-	-	0.1	4.2
7. 40 or more	0.3	0.4	0.1	0.2	0.2	0.3	0.2	0.2	0.5	0.2	0.7	-	-	-	0.9	12.0
<i>Item 22260 Subject A01a</i>	<i>N</i> 13749	6613	6652	8000	1731	2291	3334	4906	3218	11075	2089	6833	3385	1263	1865	186

\*=less than .05 percent.



## MONITORING THE FUTURE

QUESTIONNAIRE FORM 1-6 2011	TOTAL	SEX		RACE		REGION				COLLEGE PLANS?		ILLICIT DRUG USE: LIFETIME				
		M	F	White	Black	NE	NC	S	W	Yes	No	None	Mari- juana Only	Few Pills	More Pills	Any Her- oin
<i>N (Weighted No. of Cases):</i> <i>% of Weighted Total:</i>	14855 100.0	6965 46.9	6870 46.2	8249 55.5	1876 12.6	2617 17.6	3461 23.3	5407 36.4	3370 22.7	11459 77.1	2190 14.7	7102 47.8	3587 24.1	1314 8.8	1991 13.4	203 1.4
<b>B10E:</b> . . . during the last 12 months?																
1. 0 occasions	99.0	98.9	99.2	99.0	99.5	98.8	98.9	99.3	98.8	99.3	97.7	100.0	100.0	99.2	95.9	73.2
2. 1-2	0.5	0.6	0.4	0.5	0.1	0.6	0.7	0.3	0.6	0.3	1.3	-	-	0.8	2.5	7.5
3. 3-5	0.1	0.1	0.1	0.1	0.1	0.1	0.2	0.1	0.1	0.1	0.3	-	-	-	0.5	3.8
4. 6-9	0.1	0.1	0.1	0.1	*	0.1	0.1	0.1	0.2	0.1	0.2	-	-	-	0.3	4.4
5. 10-19	0.1	0.1	*	0.1	0.1	0.2	-	0.1	0.2	0.1	0.2	-	-	-	0.3	3.1
6. 20-39	0.1	*	0.1	*	*	*	0.1	*	0.1	0.1	0.1	-	-	-	0.1	3.3
7. 40 or more	0.1	0.2	*	0.1	0.1	0.3	0.1	0.1	-	0.1	0.2	-	-	-	0.3	4.9
<i>Item 22270 Subject A01b</i>	<i>N 13748</i>	<i>6611</i>	<i>6653</i>	<i>8000</i>	<i>1732</i>	<i>2291</i>	<i>3334</i>	<i>4907</i>	<i>3217</i>	<i>11074</i>	<i>2087</i>	<i>6834</i>	<i>3385</i>	<i>1263</i>	<i>1863</i>	<i>185</i>
<b>B10F:</b> . . . during the last 30 days?																
1. 0 occasions	99.5	99.4	99.7	99.6	99.6	99.3	99.6	99.6	99.4	99.6	99.0	100.0	100.0	99.7	98.4	82.8
2. 1-2	0.2	0.3	0.1	0.2	0.2	0.2	0.1	0.2	0.3	0.2	0.4	-	-	0.3	0.8	5.4
3. 3-5	*	0.1	*	*	-	*	0.1	-	0.1	*	0.1	-	-	-	0.1	1.6
4. 6-9	0.1	0.1	0.1	0.1	0.1	0.2	*	0.1	0.1	0.1	0.2	-	-	-	0.3	3.3
5. 10-19	0.1	0.1	*	*	-	-	*	*	0.1	0.1	0.1	-	-	-	0.1	3.3
6. 20-39	*	*	*	*	-	-	*	*	-	*	-	-	-	-	0.1	-
7. 40 or more	0.1	0.1	*	0.1	0.1	0.2	0.1	0.1	-	*	0.2	-	-	-	0.2	3.6
<i>Item 22280 Subject A01c</i>	<i>N 13750</i>	<i>6610</i>	<i>6656</i>	<i>8002</i>	<i>1730</i>	<i>2290</i>	<i>3337</i>	<i>4906</i>	<i>3216</i>	<i>11076</i>	<i>2088</i>	<i>6833</i>	<i>3385</i>	<i>1263</i>	<i>1866</i>	<i>184</i>
(FORMS 1, 3, 4, AND 6 ONLY) On how many occasions (if any) have you used cocaine in any other form . . .																
<b>B10G:</b> . . . in your lifetime?																
1. 0 occasions	95.1	94.3	96.1	94.5	98.6	94.6	96.1	95.5	94.0	96.1	91.3	100.0	100.0	92.4	75.4	31.4
2. 1-2	2.5	3.0	2.0	2.8	0.8	2.8	2.0	2.3	3.2	2.0	5.3	-	-	7.6	11.5	20.3
3. 3-5	1.0	1.2	0.9	1.3	0.1	1.4	1.0	1.0	0.9	1.0	1.4	-	-	-	6.4	15.2
4. 6-9	0.4	0.5	0.4	0.4	0.2	0.4	0.4	0.5	0.4	0.4	0.4	-	-	-	2.2	12.5
5. 10-19	0.3	0.4	0.2	0.4	0.1	0.5	0.1	0.3	0.5	0.3	0.1	-	-	-	1.6	7.5
6. 20-39	0.2	0.2	0.2	0.2	-	0.1	0.2	0.1	0.4	0.1	0.4	-	-	-	1.1	2.2
7. 40 or more	0.4	0.5	0.3	0.5	0.3	0.2	0.3	0.4	0.6	0.2	1.1	-	-	-	1.9	11.0
<i>Item 22320 Subject A01a</i>	<i>N 9350</i>	<i>4468</i>	<i>4538</i>	<i>5371</i>	<i>1215</i>	<i>1576</i>	<i>2230</i>	<i>3365</i>	<i>2179</i>	<i>7456</i>	<i>1399</i>	<i>4658</i>	<i>2287</i>	<i>875</i>	<i>1265</i>	<i>112</i>
<b>B10H:</b> . . . during the last 12 months?																
1. 0 occasions	97.4	96.6	98.1	96.9	99.3	97.1	97.4	97.6	97.1	97.8	95.7	100.0	100.0	97.5	85.5	62.8
2. 1-2	1.4	1.8	1.0	1.5	0.3	1.2	1.6	1.2	1.6	1.1	2.5	-	-	2.5	7.6	10.6
3. 3-5	0.6	0.8	0.5	0.9	0.1	0.9	0.6	0.7	0.4	0.5	0.9	-	-	-	3.9	8.3
4. 6-9	0.2	0.4	0.1	0.3	0.1	0.4	0.2	0.2	0.3	0.2	0.3	-	-	-	1.1	7.7
5. 10-19	0.1	0.1	0.2	0.1	-	0.1	0.1	0.1	0.3	0.1	0.1	-	-	-	0.8	2.6
6. 20-39	0.1	0.2	0.1	0.2	0.2	0.1	0.1	0.1	0.2	0.1	0.3	-	-	-	0.7	2.4
7. 40 or more	0.1	0.1	0.1	0.1	0.1	0.2	0.1	0.1	0.1	0.1	0.2	-	-	-	0.3	5.6
<i>Item 22330 Subject A01b</i>	<i>N 9352</i>	<i>4466</i>	<i>4542</i>	<i>5372</i>	<i>1215</i>	<i>1577</i>	<i>2233</i>	<i>3363</i>	<i>2179</i>	<i>7460</i>	<i>1397</i>	<i>4659</i>	<i>2288</i>	<i>875</i>	<i>1267</i>	<i>109</i>
<b>B10I:</b> . . . during the last 30 days?																
1. 0 occasions	99.0	98.6	99.4	98.9	99.4	98.8	99.4	99.0	98.9	99.1	98.7	100.0	100.0	99.8	94.7	78.0
2. 1-2	0.6	0.9	0.4	0.7	0.4	0.8	0.3	0.7	0.7	0.6	0.5	-	-	0.2	3.4	12.4
3. 3-5	0.2	0.2	0.1	0.2	0.1	0.2	0.1	0.2	0.3	0.2	0.3	-	-	-	1.2	2.1
4. 6-9	0.1	0.1	0.1	0.1	0.1	0.2	0.1	0.1	0.1	*	0.4	-	-	-	0.3	4.5
5. 10-19	*	*	-	*	-	-	*	*	0.1	*	-	-	-	-	0.1	1.3
6. 20-39	*	*	*	*	0.1	-	-	0.1	-	*	0.1	-	-	-	0.1	1.1
7. 40 or more	*	*	-	*	-	0.1	0.1	-	-	*	*	-	-	-	0.1	0.7
<i>Item 22340 Subject A01c</i>	<i>N 9350</i>	<i>4465</i>	<i>4542</i>	<i>5373</i>	<i>1214</i>	<i>1576</i>	<i>2234</i>	<i>3363</i>	<i>2177</i>	<i>7459</i>	<i>1398</i>	<i>4660</i>	<i>2288</i>	<i>875</i>	<i>1266</i>	<i>107</i>
<b>B11:</b> Amphetamines are sometimes prescribed by doctors for people who have trouble paying attention, are hyperactive, have ADHD, or have trouble staying awake. They are sometimes called uppers, ups, pep pills, and include drugs like Adderall and Ritalin. Drugstores are not supposed to sell them without a prescription from a doctor. Amphetamines do NOT include any non-prescription drugs, such as over-the-counter diet pills or stay-awake pills.																
On how many occasions (if any) have you taken amphetamines on your own — that is, without a doctor telling you to take them . . .																



# DESCRIPTIVE RESULTS: 2011

35

QUESTIONNAIRE FORM 1-6 2011	TOTAL	SEX		RACE		REGION				COLLEGE PLANS?		ILLICIT DRUG USE: LIFETIME				
		M	F	White	Black	NE	NC	S	W	Yes	No	None	Mari- juana Only	Few Pills	More Pills	Any Her- oin
<i>N (Weighted No. of Cases):</i>	14855	6965	6870	8249	1876	2617	3461	5407	3370	11459	2190	7102	3587	1314	1991	203
<i>% of Weighted Total:</i>	100.0	46.9	46.2	55.5	12.6	17.6	23.3	36.4	22.7	77.1	14.7	47.8	24.1	8.8	13.4	1.4
<b>B11A:</b> . . . in your lifetime?																
1. 0 occasions	87.8	86.9	88.8	85.0	95.6	89.8	87.2	87.7	86.9	89.0	82.2	100.0	100.0	68.9	37.6	40.6
2. 1-2	4.3	4.7	3.9	5.2	1.6	3.5	4.3	4.7	4.1	4.1	5.0	-	-	31.1	9.0	12.4
3. 3-5	2.3	2.2	2.4	2.7	1.0	1.8	2.3	2.3	2.6	2.1	3.0	-	-	-	15.9	6.8
4. 6-9	1.5	1.4	1.6	1.7	0.4	1.2	1.2	1.4	2.1	1.3	2.4	-	-	-	10.0	8.1
5. 10-19	1.4	1.5	1.3	1.9	0.3	1.4	1.7	1.3	1.4	1.3	2.1	-	-	-	9.5	8.6
6. 20-39	1.1	1.2	0.8	1.5	0.4	0.9	1.1	1.0	1.3	0.9	1.8	-	-	-	6.9	8.5
7. 40 or more	1.7	2.1	1.2	2.0	0.8	1.4	2.2	1.7	1.6	1.3	3.5	-	-	-	11.2	15.1
<i>Item 980 Subject A01a</i>	<i>N 14174</i>	<i>6853</i>	<i>6765</i>	<i>8167</i>	<i>1809</i>	<i>2440</i>	<i>3376</i>	<i>5083</i>	<i>3275</i>	<i>11291</i>	<i>2149</i>	<i>7028</i>	<i>3528</i>	<i>1302</i>	<i>1948</i>	<i>193</i>
<b>B11B:</b> . . . during the last 12 months?																
1. 0 occasions	91.8	91.2	92.6	89.9	97.0	92.9	91.4	91.9	91.3	92.6	88.4	100.0	100.0	85.9	54.2	55.2
2. 1-2	3.3	3.4	3.3	4.0	1.0	2.9	3.2	3.3	3.8	3.2	3.9	-	-	14.1	13.6	13.9
3. 3-5	1.7	1.9	1.6	2.2	0.8	1.1	2.0	1.7	2.0	1.7	2.3	-	-	-	12.0	7.2
4. 6-9	1.1	1.2	0.9	1.3	0.5	1.0	1.0	1.2	1.1	1.0	1.4	-	-	-	7.4	5.4
5. 10-19	0.8	0.8	0.8	1.0	0.3	0.9	0.9	0.7	0.9	0.6	1.8	-	-	-	5.5	6.2
6. 20-39	0.5	0.7	0.3	0.6	0.2	0.4	0.6	0.6	0.4	0.4	1.1	-	-	-	3.4	5.0
7. 40 or more	0.7	0.7	0.5	0.8	0.2	0.8	0.8	0.6	0.4	0.5	1.1	-	-	-	4.0	7.2
<i>Item 990 Subject A01b</i>	<i>N 14172</i>	<i>6855</i>	<i>6761</i>	<i>8165</i>	<i>1812</i>	<i>2441</i>	<i>3375</i>	<i>5082</i>	<i>3274</i>	<i>11293</i>	<i>2148</i>	<i>7030</i>	<i>3529</i>	<i>1301</i>	<i>1941</i>	<i>193</i>
<b>B11C:</b> . . . during the last 30 days?																
1. 0 occasions	96.3	96.1	96.7	95.7	98.4	96.5	95.8	96.6	96.2	96.9	94.0	100.0	100.0	97.5	76.9	78.3
2. 1-2	1.8	1.8	1.7	2.1	0.7	1.6	2.0	1.7	1.8	1.6	2.4	-	-	2.5	10.5	7.3
3. 3-5	0.7	0.9	0.6	0.9	0.2	0.6	0.9	0.6	0.9	0.6	1.1	-	-	-	5.2	2.6
4. 6-9	0.5	0.5	0.3	0.6	0.3	0.4	0.7	0.4	0.5	0.3	1.0	-	-	-	3.1	4.7
5. 10-19	0.3	0.3	0.3	0.2	0.1	0.3	0.3	0.2	0.4	0.2	0.7	-	-	-	1.9	2.8
6. 20-39	0.2	0.2	0.3	0.3	0.1	0.4	0.2	0.2	0.2	0.2	0.4	-	-	-	1.4	2.6
7. 40 or more	0.2	0.1	0.1	0.2	0.1	0.1	0.1	0.2	0.1	0.1	0.4	-	-	-	0.9	1.7
<i>Item 1000 Subject A01c</i>	<i>N 14168</i>	<i>6851</i>	<i>6759</i>	<i>8159</i>	<i>1809</i>	<i>2438</i>	<i>3376</i>	<i>5079</i>	<i>3275</i>	<i>11289</i>	<i>2147</i>	<i>7029</i>	<i>3529</i>	<i>1300</i>	<i>1942</i>	<i>192</i>
(FORMS 4 AND 6 ONLY) On how many occasions (if any) have you used methamphetamine (meth, speed, crank, crystal meth) by any method . . .																
<b>B11D:</b> . . . in your lifetime?																
1. 0 occasions	97.9	97.8	98.0	97.8	99.1	97.4	98.3	98.1	97.6	98.1	97.1	100.0	100.0	97.1	91.9	42.2
2. 1-2	1.1	1.1	1.1	1.3	0.1	1.3	0.4	1.3	1.4	1.0	1.3	-	-	2.9	4.8	13.8
3. 3-5	0.3	0.2	0.3	0.3	0.2	0.2	0.3	0.3	0.2	0.3	0.4	-	-	-	1.0	11.0
4. 6-9	0.3	0.3	0.4	0.4	0.4	0.3	0.7	0.2	0.1	0.3	0.6	-	-	-	1.3	12.2
5. 10-19	0.1	*	0.1	*	-	0.1	-	*	0.1	0.1	0.1	-	-	-	0.3	1.6
6. 20-39	*	0.1	-	0.1	-	0.2	-	-	-	*	-	-	-	-	-	3.2
7. 40 or more	0.3	0.4	0.1	0.2	0.2	0.5	0.3	0.1	0.5	0.3	0.4	-	-	-	0.7	16.0
<i>Item 30800 Subject A01a</i>	<i>N 4735</i>	<i>2257</i>	<i>2318</i>	<i>2747</i>	<i>635</i>	<i>805</i>	<i>1123</i>	<i>1711</i>	<i>1096</i>	<i>3806</i>	<i>739</i>	<i>2395</i>	<i>1131</i>	<i>455</i>	<i>633</i>	<i>58</i>
<b>B11E:</b> . . . during the last 12 months?																
1. 0 occasions	98.6	98.4	98.9	98.6	99.4	97.9	98.8	98.9	98.5	98.7	98.1	100.0	100.0	97.8	94.9	59.8
2. 1-2	0.7	0.9	0.6	0.8	0.1	0.9	0.6	0.6	0.8	0.7	1.1	-	-	2.2	3.0	8.9
3. 3-5	0.2	0.2	0.3	0.3	0.1	0.1	0.4	0.2	0.2	0.2	0.2	-	-	-	1.1	7.3
4. 6-9	0.1	0.2	0.1	0.1	0.2	0.3	-	0.1	0.2	0.1	0.1	-	-	-	0.4	7.9
5. 10-19	0.1	0.1	*	*	0.2	-	0.1	0.1	0.1	0.1	-	-	-	-	0.2	3.6
6. 20-39	0.1	0.1	0.1	0.1	-	0.2	0.1	*	0.1	0.1	-	-	-	-	0.1	8.3
7. 40 or more	0.1	0.2	-	0.1	-	0.5	0.1	-	-	*	0.4	-	-	-	0.4	4.1
<i>Item 30810 Subject A01b</i>	<i>N 4691</i>	<i>2232</i>	<i>2303</i>	<i>2727</i>	<i>622</i>	<i>800</i>	<i>1117</i>	<i>1687</i>	<i>1087</i>	<i>3772</i>	<i>732</i>	<i>2368</i>	<i>1124</i>	<i>452</i>	<i>631</i>	<i>55</i>
<b>B11F:</b> . . . during the last 30 days?																
1. 0 occasions	99.4	99.2	99.6	99.4	99.5	98.4	99.7	99.6	99.7	99.5	99.2	100.0	100.0	99.9	97.9	77.6
2. 1-2	0.2	0.3	0.2	0.3	-	0.6	0.2	0.2	0.1	0.3	0.2	-	-	0.1	1.1	6.5
3. 3-5	0.1	0.1	0.1	*	0.1	0.1	-	0.1	0.1	0.1	0.1	-	-	-	0.3	4.2
4. 6-9	0.1	0.2	0.1	0.1	0.4	0.4	0.1	0.1	0.1	0.1	0.4	-	-	-	0.4	7.1
5. 10-19	*	0.1	-	0.1	-	0.2	-	-	-	*	-	-	-	-	-	3.3
6. 20-39	-	-	-	-	-	-	-	-	-	-	-	-	-	-	-	-
7. 40 or more	0.1	0.1	-	*	-	0.3	0.1	-	-	*	0.2	-	-	-	0.4	1.3
<i>Item 30820 Subject A01c</i>	<i>N 4688</i>	<i>2228</i>	<i>2304</i>	<i>2724</i>	<i>623</i>	<i>800</i>	<i>1118</i>	<i>1686</i>	<i>1084</i>	<i>3771</i>	<i>730</i>	<i>2366</i>	<i>1124</i>	<i>452</i>	<i>630</i>	<i>55</i>
(FORMS 2 AND 5 ONLY) On how many occasions (if any) have you smoked (or inhaled the fumes of) crystal meth ("ice") . . .																

\*=less than .05 percent.



QUESTIONNAIRE FORM 1-6 2011	TOTAL	SEX		RACE		REGION				COLLEGE PLANS?		ILLICIT DRUG USE: LIFETIME				
		M	F	White	Black	NE	NC	S	W	Yes	No	None	Mari- juana Only	Few Pills	More Pills	Any Her- oin
<i>N (Weighted No. of Cases):</i> <i>% of Weighted Total:</i>	14855 100.0	6965 46.9	6870 46.2	8249 55.5	1876 12.6	2617 17.6	3461 23.3	5407 36.4	3370 22.7	11459 77.1	2190 14.7	7102 47.8	3587 24.1	1314 8.8	1991 13.4	203 1.4
<b>B11G:</b> . . . in your lifetime?																
1. 0 occasions	97.9	97.8	98.3	98.7	98.9	99.3	98.5	97.9	96.1	98.2	95.8	100.0	100.0	96.5	92.2	58.8
2. 1-2	1.2	1.3	0.9	0.8	0.6	0.6	0.9	0.9	2.3	1.0	2.3	-	-	3.5	3.2	23.9
3. 3-5	0.3	0.3	0.2	0.1	-	0.1	0.2	0.3	0.5	0.3	0.6	-	-	-	1.8	2.9
4. 6-9	0.1	0.2	0.1	0.1	0.2	-	0.1	0.2	0.2	0.1	0.1	-	-	-	0.6	2.4
5. 10-19	0.2	0.1	0.2	0.1	0.3	-	0.1	0.3	0.4	0.1	0.7	-	-	-	0.3	9.1
6. 20-39	0.1	*	0.1	*	-	-	-	0.1	0.1	*	0.1	-	-	-	0.3	0.8
7. 40 or more	0.3	0.2	0.3	0.2	-	-	0.2	0.3	0.4	0.2	0.4	-	-	-	1.6	2.1
<i>Item 24380 Subject A01a</i>	<i>N 4782</i>	<i>2398</i>	<i>2243</i>	<i>2801</i>	<i>603</i>	<i>831</i>	<i>1143</i>	<i>1718</i>	<i>1090</i>	<i>3834</i>	<i>752</i>	<i>2344</i>	<i>1203</i>	<i>424</i>	<i>663</i>	<i>85</i>
<b>B11H:</b> . . . during the last 12 months?																
1. 0 occasions	98.8	99.0	98.9	99.2	98.9	99.6	99.2	98.6	98.2	99.1	97.1	100.0	100.0	99.1	95.5	74.9
2. 1-2	0.6	0.6	0.5	0.5	0.5	0.3	0.5	0.5	1.0	0.4	1.7	-	-	0.9	2.1	11.6
3. 3-5	0.1	0.1	0.1	*	-	0.1	-	0.1	0.1	0.1	-	-	-	-	0.5	1.1
4. 6-9	0.2	0.1	0.1	*	0.6	-	0.1	0.3	0.1	0.2	0.2	-	-	-	0.5	5.1
5. 10-19	0.1	0.1	0.2	0.1	-	-	0.1	0.1	0.4	0.1	0.6	-	-	-	0.4	5.0
6. 20-39	*	-	*	-	-	-	-	-	0.1	*	-	-	-	-	0.1	-
7. 40 or more	0.2	0.2	0.1	0.1	-	-	0.2	0.3	0.1	0.1	0.4	-	-	-	0.9	2.3
<i>Item 24390 Subject A01b</i>	<i>N 4784</i>	<i>2399</i>	<i>2243</i>	<i>2801</i>	<i>603</i>	<i>831</i>	<i>1143</i>	<i>1718</i>	<i>1092</i>	<i>3835</i>	<i>753</i>	<i>2344</i>	<i>1203</i>	<i>424</i>	<i>663</i>	<i>86</i>
<b>B11I:</b> . . . during the last 30 days?																
1. 0 occasions	99.4	99.5	99.5	99.7	99.2	99.6	99.6	99.1	99.6	99.6	98.6	100.0	100.0	99.5	97.8	86.8
2. 1-2	0.2	0.1	0.2	0.1	0.3	0.3	0.2	0.3	0.2	0.1	0.8	-	-	0.5	0.7	5.1
3. 3-5	0.1	*	0.1	0.1	0.3	0.1	0.1	0.2	*	0.1	*	-	-	-	0.2	5.7
4. 6-9	0.1	0.1	*	-	0.2	-	0.1	0.1	0.1	*	0.2	-	-	-	0.4	1.0
5. 10-19	0.1	-	0.1	-	-	-	*	0.1	0.1	0.1	0.2	-	-	-	0.3	1.4
6. 20-39	-	-	-	-	-	-	-	-	-	-	-	-	-	-	-	-
7. 40 or more	0.1	0.2	-	0.1	-	-	*	0.2	-	0.1	0.2	-	-	-	0.6	-
<i>Item 24400 Subject A01c</i>	<i>N 4782</i>	<i>2398</i>	<i>2243</i>	<i>2801</i>	<i>603</i>	<i>831</i>	<i>1143</i>	<i>1718</i>	<i>1090</i>	<i>3834</i>	<i>751</i>	<i>2344</i>	<i>1203</i>	<i>424</i>	<i>663</i>	<i>85</i>
The next questions are about QUAALUDES (Methaqualone).																
Quaaludes are sometimes called: soapers, quads, ludes.																
<b>B12:</b> (FORM 1 ONLY) On how many occasions (if any) have you taken quaaludes on your own—that is, without a doctor telling you to take them . . .																
<b>B12A:</b> . . . use in your lifetime?																
1. 0 occasions	99.4	99.5	99.5	99.4	99.7	99.2	99.5	99.6	99.2	99.7	98.0	100.0	100.0	99.3	97.1	87.4
2. 1-2	0.2	*	0.4	0.2	-	0.4	0.2	-	0.4	0.2	0.2	-	-	0.7	1.2	-
3. 3-5	0.2	0.4	0.1	0.3	0.3	0.2	0.1	0.2	0.4	0.1	1.2	-	-	-	0.6	12.6
4. 6-9	*	0.1	-	0.1	-	0.2	-	-	-	-	0.3	-	-	-	0.3	-
5. 10-19	-	-	-	-	-	-	-	-	-	-	-	-	-	-	-	-
6. 20-39	-	-	-	-	-	-	-	-	-	-	-	-	-	-	-	-
7. 40 or more	0.1	-	-	0.1	-	-	0.2	0.2	-	-	0.4	-	-	-	0.8	-
<i>Item 1010 Subject A01a</i>	<i>N 2282</i>	<i>1079</i>	<i>1113</i>	<i>1321</i>	<i>276</i>	<i>392</i>	<i>553</i>	<i>801</i>	<i>535</i>	<i>1824</i>	<i>292</i>	<i>1115</i>	<i>603</i>	<i>194</i>	<i>301</i>	<i>28</i>
<b>B12B:</b> . . . during the last 12 months?																
1. 0 occasions	99.7	99.9	99.7	99.8	99.7	99.4	99.8	99.8	99.6	99.8	99.1	100.0	100.0	99.3	98.7	94.2
2. 1-2	0.2	-	0.3	0.1	0.3	0.6	-	-	0.3	0.2	0.3	-	-	0.7	0.5	2.9
3. 3-5	*	0.1	-	-	-	-	-	-	0.1	-	0.3	-	-	-	-	2.9
4. 6-9	-	-	-	-	-	-	-	-	-	-	-	-	-	-	-	-
5. 10-19	-	-	-	-	-	-	-	-	-	-	-	-	-	-	-	-
6. 20-39	0.1	-	-	-	-	-	-	0.2	-	-	-	-	-	-	0.4	-
7. 40 or more	*	-	-	0.1	-	-	0.2	-	-	-	0.4	-	-	-	0.4	-
<i>Item 1020 Subject A01b</i>	<i>N 2281</i>	<i>1078</i>	<i>1113</i>	<i>1319</i>	<i>276</i>	<i>392</i>	<i>553</i>	<i>801</i>	<i>534</i>	<i>1823</i>	<i>292</i>	<i>1115</i>	<i>603</i>	<i>194</i>	<i>301</i>	<i>26</i>
<b>B12C:</b> . . . during the last 30 days?																
1. 0 occasions	99.8	99.9	99.9	99.9	99.7	99.8	99.8	99.8	99.9	100.0	99.1	100.0	100.0	100.0	99.2	94.2
2. 1-2	*	-	0.1	-	0.3	0.2	-	-	-	-	0.3	-	-	-	-	2.9
3. 3-5	*	0.1	-	-	-	-	-	-	0.1	-	0.3	-	-	-	-	2.9
4. 6-9	-	-	-	-	-	-	-	-	-	-	-	-	-	-	-	-
5. 10-19	0.1	-	-	-	-	-	-	0.2	-	-	-	-	-	-	0.4	-
6. 20-39	-	-	-	-	-	-	-	-	-	-	-	-	-	-	-	-
7. 40 or more	*	-	-	0.1	-	-	0.2	-	-	-	0.4	-	-	-	0.4	-
<i>Item 1030 Subject A01c</i>	<i>N 2281</i>	<i>1078</i>	<i>1113</i>	<i>1319</i>	<i>276</i>	<i>392</i>	<i>553</i>	<i>801</i>	<i>534</i>	<i>1823</i>	<i>292</i>	<i>1115</i>	<i>603</i>	<i>194</i>	<i>301</i>	<i>26</i>



# DESCRIPTIVE RESULTS: 2011

37

QUESTIONNAIRE FORM 1-6 2011	TOTAL	SEX		RACE		REGION				COLLEGE PLANS?		ILLICIT DRUG USE: LIFETIME				
		M	F	White	Black	NE	NC	S	W	Yes	No	None	Mari- juana Only	Few Pills	More Pills	Any Her- oin
<i>N (Weighted No. of Cases):</i>	14855	6965	6870	8249	1876	2617	3461	5407	3370	11459	2190	7102	3587	1314	1991	203
<i>% of Weighted Total:</i>	100.0	46.9	46.2	55.5	12.6	17.6	23.3	36.4	22.7	77.1	14.7	47.8	24.1	8.8	13.4	1.4
<b>B13:</b> Sedatives, including barbiturates, are sometimes prescribed by doctors to help people relax or get to sleep. They are sometimes called downers or downers, and include phenobarbital, Tuinal, Nembutal, and Seconal. On how many occasions (if any) have you taken sedatives on your own—that is, without a doctor telling you to take them . . .																
<b>B13A:</b> . . . in your lifetime?																
1. 0 occasions	93.0	93.0	93.3	92.5	96.5	94.4	92.8	93.3	91.8	94.0	88.5	100.0	100.0	82.6	65.6	50.4
2. 1-2	3.0	2.8	3.2	3.3	1.4	2.7	3.0	2.7	3.7	2.8	4.1	-	-	17.4	9.1	13.5
3. 3-5	1.3	1.6	1.1	1.3	0.6	1.0	1.3	1.3	1.7	1.1	2.4	-	-	-	8.8	8.5
4. 6-9	0.9	0.9	1.0	1.0	0.4	0.6	1.1	1.0	1.0	0.8	1.4	-	-	-	5.8	10.0
5. 10-19	0.7	0.8	0.6	0.8	0.6	0.5	0.6	0.8	0.8	0.6	1.3	-	-	-	4.9	2.6
6. 20-39	0.4	0.4	0.3	0.5	0.1	0.3	0.4	0.3	0.4	0.3	0.6	-	-	-	2.1	5.0
7. 40 or more	0.6	0.7	0.5	0.7	0.3	0.4	0.9	0.5	0.7	0.4	1.8	-	-	-	3.5	10.1
<i>Item 1042 Subject A01a</i>	<i>N 14160</i>	<i>6879</i>	<i>6788</i>	<i>8182</i>	<i>1829</i>	<i>2427</i>	<i>3384</i>	<i>5082</i>	<i>3268</i>	<i>11306</i>	<i>2155</i>	<i>7015</i>	<i>3504</i>	<i>1292</i>	<i>1939</i>	<i>197</i>
<b>B13B:</b> . . . during the last 12 months?																
1. 0 occasions	95.7	95.8	95.6	95.2	97.9	96.6	95.3	95.8	95.3	96.3	92.5	100.0	100.0	93.4	76.2	68.4
2. 1-2	2.1	2.0	2.4	2.3	0.9	1.7	2.4	2.0	2.5	2.0	3.1	-	-	6.6	10.3	9.6
3. 3-5	0.9	1.0	0.8	1.0	0.5	0.8	0.8	0.9	1.0	0.7	1.5	-	-	-	5.6	7.2
4. 6-9	0.5	0.5	0.6	0.6	0.3	0.4	0.6	0.5	0.5	0.4	0.9	-	-	-	3.4	4.0
5. 10-19	0.4	0.4	0.3	0.4	0.2	0.3	0.4	0.3	0.4	0.3	0.8	-	-	-	2.2	4.2
6. 20-39	0.3	0.3	0.2	0.4	-	0.1	0.3	0.3	0.2	0.2	0.6	-	-	-	1.4	4.7
7. 40 or more	0.2	0.1	0.2	0.2	0.2	0.2	0.3	0.2	0.1	0.1	0.5	-	-	-	1.0	1.8
<i>Item 1052 Subject A01b</i>	<i>N 14160</i>	<i>6878</i>	<i>6793</i>	<i>8188</i>	<i>1828</i>	<i>2430</i>	<i>3378</i>	<i>5081</i>	<i>3271</i>	<i>11311</i>	<i>2151</i>	<i>7017</i>	<i>3504</i>	<i>1291</i>	<i>1940</i>	<i>195</i>
<b>B13C:</b> . . . during the last 30 days?																
1. 0 occasions	98.2	98.2	98.2	97.9	99.2	98.5	97.9	98.3	98.1	98.5	96.2	100.0	100.0	98.9	89.2	82.3
2. 1-2	1.0	1.0	0.9	1.1	0.4	0.8	1.0	0.9	1.1	0.8	2.0	-	-	1.1	5.9	3.6
3. 3-5	0.4	0.5	0.4	0.6	0.1	0.4	0.6	0.4	0.5	0.4	0.7	-	-	-	2.7	6.0
4. 6-9	0.2	0.2	0.2	0.3	0.2	0.1	0.2	0.2	0.3	0.1	0.7	-	-	-	1.2	4.2
5. 10-19	0.1	0.1	0.1	0.1	*	0.1	0.2	0.1	*	0.1	0.1	-	-	-	0.5	3.0
6. 20-39	*	*	0.1	*	0.1	-	0.1	*	0.1	*	0.1	-	-	-	0.3	0.5
7. 40 or more	*	*	*	*	0.1	0.1	-	0.1	*	*	0.1	-	-	-	0.3	0.4
<i>Item 1062 Subject A01c</i>	<i>N 14160</i>	<i>6879</i>	<i>6791</i>	<i>8187</i>	<i>1828</i>	<i>2429</i>	<i>3379</i>	<i>5082</i>	<i>3270</i>	<i>11309</i>	<i>2152</i>	<i>7017</i>	<i>3504</i>	<i>1290</i>	<i>1940</i>	<i>195</i>
<b>B14:</b> Tranquilizers are sometimes prescribed by doctors to calm people down, quiet their nerves, or relax their muscles. Librium, Valium, and Xanax are all tranquilizers. On how many occasions (if any) have you taken tranquilizers on your own—that is, without a doctor telling you to take them . . .																
<b>B14A:</b> . . . in your lifetime?																
1. 0 occasions	91.3	91.7	91.3	89.6	97.0	92.8	90.9	91.2	90.9	92.4	86.5	100.0	100.0	82.3	55.3	36.4
2. 1-2	3.6	3.3	3.8	4.1	1.5	3.2	3.6	3.5	4.1	3.3	5.0	-	-	17.7	13.0	13.5
3. 3-5	1.7	1.8	1.7	2.2	0.1	1.5	1.9	1.8	1.6	1.6	2.5	-	-	-	11.7	10.1
4. 6-9	1.0	0.9	1.0	1.1	0.4	0.8	1.0	0.9	1.2	0.8	2.1	-	-	-	6.2	10.2
5. 10-19	0.8	0.9	0.8	1.1	0.3	0.5	0.7	1.0	1.1	0.7	1.5	-	-	-	5.2	9.7
6. 20-39	0.6	0.6	0.6	0.8	0.3	0.5	0.5	0.8	0.6	0.6	1.0	-	-	-	3.8	7.4
7. 40 or more	0.9	0.8	0.7	1.1	0.3	0.7	1.4	0.8	0.5	0.7	1.5	-	-	-	4.9	12.7
<i>Item 1070 Subject A01a</i>	<i>N 14150</i>	<i>6870</i>	<i>6794</i>	<i>8184</i>	<i>1826</i>	<i>2422</i>	<i>3379</i>	<i>5074</i>	<i>3276</i>	<i>11311</i>	<i>2150</i>	<i>7003</i>	<i>3495</i>	<i>1302</i>	<i>1945</i>	<i>195</i>
<b>B14B:</b> . . . during the last 12 months?																
1. 0 occasions	94.4	94.6	94.4	93.1	98.1	95.2	93.9	94.5	94.3	95.1	90.9	100.0	100.0	92.3	68.9	57.1
2. 1-2	2.7	2.6	2.8	3.2	0.8	2.3	2.8	2.5	3.1	2.5	4.0	-	-	7.7	13.6	8.6
3. 3-5	1.0	1.1	1.0	1.2	0.3	0.9	1.0	1.1	1.2	0.9	1.5	-	-	-	6.8	8.3
4. 6-9	0.7	0.6	0.8	0.8	0.3	0.4	0.7	0.7	0.8	0.5	1.2	-	-	-	3.7	10.6
5. 10-19	0.5	0.5	0.4	0.7	0.2	0.6	0.5	0.6	0.2	0.4	1.1	-	-	-	3.2	4.3
6. 20-39	0.4	0.3	0.4	0.5	0.1	0.3	0.6	0.3	0.2	0.3	0.5	-	-	-	2.1	4.2
7. 40 or more	0.3	0.4	0.2	0.5	0.1	0.4	0.5	0.3	0.2	0.2	0.7	-	-	-	1.8	6.8
<i>Item 1080 Subject A01b</i>	<i>N 14154</i>	<i>6868</i>	<i>6796</i>	<i>8187</i>	<i>1829</i>	<i>2422</i>	<i>3377</i>	<i>5078</i>	<i>3277</i>	<i>11312</i>	<i>2150</i>	<i>7006</i>	<i>3495</i>	<i>1298</i>	<i>1948</i>	<i>197</i>

\*=less than .05 percent.



QUESTIONNAIRE FORM 1-6 2011	TOTAL	SEX		RACE		REGION				COLLEGE PLANS?		ILLICIT DRUG USE: LIFETIME				
		M	F	White	Black	NE	NC	S	W	Yes	No	None	Mari- juana Only	Few Pills	More Pills	Any Her- oin
<i>N (Weighted No. of Cases):</i>	14855	6965	6870	8249	1876	2617	3461	5407	3370	11459	2190	7102	3587	1314	1991	203
<i>% of Weighted Total:</i>	100.0	46.9	46.2	55.5	12.6	17.6	23.3	36.4	22.7	77.1	14.7	47.8	24.1	8.8	13.4	1.4
<b>B14C:</b> . . . during the last 30 days?																
1. 0 occasions	97.7	97.9	97.6	97.2	98.8	97.7	97.6	97.6	97.8	98.2	95.3	100.0	100.0	98.7	86.9	70.8
2. 1-2	1.2	1.1	1.3	1.4	0.6	1.2	1.0	1.3	1.3	1.0	2.7	-	-	1.3	7.1	10.1
3. 3-5	0.5	0.4	0.5	0.6	0.2	0.3	0.8	0.4	0.4	0.4	0.8	-	-	-	2.7	7.3
4. 6-9	0.3	0.3	0.3	0.4	0.3	0.4	0.2	0.4	0.3	0.2	0.7	-	-	-	1.7	5.8
5. 10-19	0.1	0.1	0.2	0.2	-	0.2	0.2	0.1	0.1	0.1	0.2	-	-	-	0.7	3.3
6. 20-39	0.1	0.1	0.1	0.1	-	*	0.2	0.1	-	0.1	0.2	-	-	-	0.5	1.4
7. 40 or more	0.1	0.1	*	0.1	*	0.2	0.1	*	*	*	0.2	-	-	-	0.4	1.1
<i>Item 1090 Subject A01c</i>	<i>N 14150</i>	<i>6867</i>	<i>6795</i>	<i>8185</i>	<i>1828</i>	<i>2423</i>	<i>3375</i>	<i>5076</i>	<i>3277</i>	<i>11311</i>	<i>2149</i>	<i>7005</i>	<i>3495</i>	<i>1298</i>	<i>1945</i>	<i>197</i>
<b>B15:</b> On how many occasions (if any) have you used heroin . . .																
<b>B15A:</b> . . . in your lifetime?																
1. 0 occasions	98.6	98.2	99.1	98.6	99.0	98.7	98.6	98.7	98.3	98.9	97.4	100.0	100.0	100.0	100.0	-
2. 1-2	0.7	0.8	0.5	0.7	0.4	0.4	0.7	0.7	0.8	0.5	1.3	-	-	-	-	47.9
3. 3-5	0.2	0.2	0.1	0.2	0.1	0.1	0.3	0.1	0.1	0.1	0.3	-	-	-	-	11.4
4. 6-9	0.1	0.1	*	0.1	0.2	*	0.1	0.2	*	0.1	0.2	-	-	-	-	7.6
5. 10-19	0.1	0.1	0.1	0.1	0.1	-	0.1	0.1	0.1	0.1	0.1	-	-	-	-	4.8
6. 20-39	0.1	0.1	*	*	-	-	0.1	*	0.2	0.1	0.1	-	-	-	-	4.5
7. 40 or more	0.3	0.5	0.2	0.4	0.3	0.7	0.2	0.1	0.6	0.3	0.6	-	-	-	-	23.8
<i>Item 1100 Subject A01a</i>	<i>N 14137</i>	<i>6864</i>	<i>6801</i>	<i>8186</i>	<i>1826</i>	<i>2414</i>	<i>3382</i>	<i>5072</i>	<i>3268</i>	<i>11308</i>	<i>2154</i>	<i>7009</i>	<i>3486</i>	<i>1299</i>	<i>1927</i>	<i>203</i>
<b>B15B:</b> . . . during the last 12 months?																
1. 0 occasions	99.2	99.0	99.6	99.2	99.3	99.3	99.3	99.3	99.0	99.3	98.8	100.0	100.0	100.0	100.0	44.4
2. 1-2	0.3	0.4	0.1	0.3	0.2	0.1	0.3	0.4	0.3	0.2	0.3	-	-	-	-	20.2
3. 3-5	0.1	0.2	0.1	0.2	-	-	0.3	0.1	0.2	0.1	0.2	-	-	-	-	9.9
4. 6-9	0.1	0.1	*	*	0.2	*	*	0.1	0.2	0.1	0.2	-	-	-	-	5.7
5. 10-19	0.1	0.1	0.1	0.1	0.1	0.1	0.1	0.1	0.2	0.1	0.3	-	-	-	-	7.2
6. 20-39	0.1	0.1	*	*	0.1	0.1	*	*	0.1	0.1	-	-	-	-	-	3.9
7. 40 or more	0.1	0.2	*	0.1	0.1	0.4	0.1	*	0.1	0.1	0.1	-	-	-	-	8.7
<i>Item 1110 Subject A01b</i>	<i>N 14131</i>	<i>6861</i>	<i>6799</i>	<i>8183</i>	<i>1825</i>	<i>2412</i>	<i>3381</i>	<i>5071</i>	<i>3266</i>	<i>11306</i>	<i>2151</i>	<i>7009</i>	<i>3486</i>	<i>1299</i>	<i>1927</i>	<i>196</i>
<b>B15C:</b> . . . during the last 30 days?																
1. 0 occasions	99.6	99.4	99.8	99.6	99.4	99.3	99.6	99.7	99.5	99.6	99.3	100.0	100.0	100.0	100.0	68.7
2. 1-2	0.1	0.2	0.1	0.2	0.1	0.1	0.2	0.1	0.2	0.1	0.2	-	-	-	-	10.8
3. 3-5	*	*	*	*	*	0.1	0.1	*	*	*	0.1	-	-	-	-	3.3
4. 6-9	0.1	0.1	*	0.1	0.2	0.1	-	0.1	0.1	0.1	0.1	-	-	-	-	4.9
5. 10-19	0.1	0.1	*	*	0.2	0.1	*	0.1	*	*	0.2	-	-	-	-	4.6
6. 20-39	*	*	-	-	-	-	*	-	-	*	-	-	-	-	-	0.4
7. 40 or more	0.1	0.2	*	0.1	0.1	0.3	0.1	*	0.1	0.1	0.1	-	-	-	-	7.2
<i>Item 1120 Subject A01c</i>	<i>N 14131</i>	<i>6859</i>	<i>6799</i>	<i>8182</i>	<i>1825</i>	<i>2414</i>	<i>3381</i>	<i>5071</i>	<i>3265</i>	<i>11306</i>	<i>2151</i>	<i>7009</i>	<i>3486</i>	<i>1299</i>	<i>1928</i>	<i>195</i>
<b>B15:</b> (FORMS 2, 5, AND 6 ONLY) On how many occasions (if any) have you taken heroin using a needle . . .																
<b>B15D:</b> . . . in your lifetime?																
1. 0 occasions	99.1	98.8	99.5	99.2	99.2	98.8	99.4	99.2	98.7	99.3	98.0	100.0	100.0	100.0	100.0	41.3
2. 1-2	0.3	0.4	0.1	0.2	0.2	0.3	0.2	0.2	0.4	0.2	0.7	-	-	-	-	17.9
3. 3-5	0.1	*	*	*	0.3	-	*	0.2	-	0.1	0.1	-	-	-	-	5.3
4. 6-9	0.1	0.1	0.1	*	0.3	-	-	0.3	-	0.1	0.2	-	-	-	-	6.7
5. 10-19	0.1	0.1	0.1	0.1	0.1	0.1	0.2	*	0.3	0.1	0.2	-	-	-	-	8.1
6. 20-39	0.1	0.1	0.1	0.1	-	0.2	*	-	0.3	*	0.4	-	-	-	-	6.4
7. 40 or more	0.2	0.4	*	0.3	-	0.6	0.2	*	0.3	0.2	0.4	-	-	-	-	14.2
<i>Item 29630 Subject A01a</i>	<i>N 7166</i>	<i>3549</i>	<i>3399</i>	<i>4204</i>	<i>914</i>	<i>1238</i>	<i>1712</i>	<i>2574</i>	<i>1642</i>	<i>5766</i>	<i>1127</i>	<i>3598</i>	<i>1752</i>	<i>637</i>	<i>984</i>	<i>115</i>
<b>B15E:</b> . . . during the last 12 months?																
1. 0 occasions	99.4	99.2	99.7	99.4	99.4	99.2	99.6	99.5	99.0	99.5	98.7	100.0	100.0	100.0	100.0	60.2
2. 1-2	0.2	0.3	-	0.2	0.3	-	0.1	0.2	0.4	0.2	0.3	-	-	-	-	12.6
3. 3-5	*	*	0.1	*	-	-	-	0.1	*	*	0.1	-	-	-	-	2.4
4. 6-9	0.1	0.1	0.1	0.1	0.3	0.2	0.1	0.1	0.1	0.1	0.2	-	-	-	-	8.4
5. 10-19	0.1	0.1	0.1	0.2	0.1	-	*	*	0.3	*	0.4	-	-	-	-	6.3
6. 20-39	*	0.1	-	*	-	0.1	-	-	-	*	-	-	-	-	-	1.6
7. 40 or more	0.1	0.3	-	0.2	-	0.5	0.1	-	0.1	0.1	0.2	-	-	-	-	8.5
<i>Item 29640 Subject A01b</i>	<i>N 7172</i>	<i>3550</i>	<i>3406</i>	<i>4207</i>	<i>916</i>	<i>1241</i>	<i>1713</i>	<i>2577</i>	<i>1641</i>	<i>5775</i>	<i>1124</i>	<i>3600</i>	<i>1752</i>	<i>637</i>	<i>989</i>	<i>113</i>



# DESCRIPTIVE RESULTS: 2011

39

QUESTIONNAIRE FORM 1-6 2011	TOTAL	SEX		RACE		REGION				COLLEGE PLANS?		ILLCIT DRUG USE: LIFETIME					
		M	F	White	Black	NE	NC	S	W	Yes	No	None	Mari- juana Only	Few Pills	More Pills	Any Her- oin	
<i>N (Weighted No. of Cases):</i>	14855	6965	6870	8249	1876	2617	3461	5407	3370	11459	2190	7102	3587	1314	1991	203	
<i>% of Weighted Total:</i>	100.0	46.9	46.2	55.5	12.6	17.6	23.3	36.4	22.7	77.1	14.7	47.8	24.1	8.8	13.4	1.4	
<b>B15F:</b> . . . during the last 30 days?																	
1. 0 occasions	99.6	99.5	99.8	99.6	99.6	99.2	99.7	99.7	99.6	99.7	99.0	100.0	100.0	100.0	100.0	74.4	
2. 1-2	0.1	0.1	0.1	0.1	0.1	*	0.2	0.1	0.2	0.1	0.4	-	-	-	-	8.2	
3. 3-5	*	*	*	-	-	-	-	*	*	*	0.1	-	-	-	-	1.7	
4. 6-9	0.2	0.2	*	0.1	0.3	0.5	0.1	0.1	-	0.1	0.4	-	-	-	-	9.6	
5. 10-19	*	*	*	*	0.1	0.1	-	*	-	*	0.1	-	-	-	-	1.4	
6. 20-39	-	-	-	-	-	-	-	-	-	-	-	-	-	-	-	-	
7. 40 or more	0.1	0.2	-	0.1	-	0.1	0.1	-	0.1	0.1	0.1	-	-	-	-	4.7	
<i>Item 29650 Subject A01c</i>	<i>N</i>	<i>7171</i>	<i>3549</i>	<i>3406</i>	<i>4207</i>	<i>915</i>	<i>1241</i>	<i>1714</i>	<i>2576</i>	<i>1641</i>	<i>5773</i>	<i>1125</i>	<i>3599</i>	<i>1752</i>	<i>637</i>	<i>989</i>	<i>113</i>
<b>B15:</b> (FORMS 2, 5, AND 6 ONLY) On how many occasions (if any) have you taken heroin WITHOUT using a needle...																	
<b>B15G:</b> ... in your lifetime?																	
1. 0 occasions	98.7	98.4	99.1	98.7	99.2	98.5	98.5	99.1	98.3	98.9	97.4	100.0	100.0	100.0	100.0	19.7	
2. 1-2	0.6	0.7	0.4	0.5	0.3	0.6	0.8	0.5	0.5	0.5	1.2	-	-	-	-	36.5	
3. 3-5	0.2	0.2	0.2	0.2	0.2	0.2	0.4	0.1	0.1	0.1	0.4	-	-	-	-	11.0	
4. 6-9	0.1	0.2	0.1	0.2	0.1	0.2	0.1	0.1	0.2	0.1	0.2	-	-	-	-	8.3	
5. 10-19	0.1	*	0.1	0.1	-	-	0.1	*	0.2	*	0.3	-	-	-	-	5.0	
6. 20-39	0.1	0.1	0.1	*	-	0.1	-	0.1	0.1	0.1	0.1	-	-	-	-	5.1	
7. 40 or more	0.2	0.4	*	0.2	0.2	0.3	0.1	0.1	0.5	0.2	0.5	-	-	-	-	14.4	
<i>Item 29660 Subject A01a</i>	<i>N</i>	<i>7160</i>	<i>3558</i>	<i>3404</i>	<i>4214</i>	<i>916</i>	<i>1239</i>	<i>1714</i>	<i>2566</i>	<i>1641</i>	<i>5762</i>	<i>1124</i>	<i>3587</i>	<i>1751</i>	<i>635</i>	<i>985</i>	<i>116</i>
<b>B15H:</b> . . . during the last 12 months?																	
1. 0 occasions	99.3	99.1	99.5	99.3	99.4	99.2	99.1	99.6	99.1	99.4	98.9	100.0	100.0	100.0	100.0	55.9	
2. 1-2	0.2	0.3	0.1	0.2	0.2	0.1	0.3	0.1	0.2	0.2	0.1	-	-	-	-	11.5	
3. 3-5	0.2	0.2	0.2	0.3	0.1	0.1	0.4	0.1	0.3	0.2	0.4	-	-	-	-	12.2	
4. 6-9	0.1	0.1	0.2	0.1	0.1	0.2	0.1	0.1	0.2	0.1	0.4	-	-	-	-	8.3	
5. 10-19	*	*	-	*	-	-	*	*	-	*	0.1	-	-	-	-	1.3	
6. 20-39	0.1	0.1	*	*	0.2	0.1	*	0.1	0.1	0.1	-	-	-	-	-	5.4	
7. 40 or more	0.1	0.2	-	0.1	-	0.3	*	-	0.1	0.1	0.1	-	-	-	-	5.4	
<i>Item 29670 Subject A01b</i>	<i>N</i>	<i>7159</i>	<i>3556</i>	<i>3404</i>	<i>4214</i>	<i>917</i>	<i>1238</i>	<i>1713</i>	<i>2567</i>	<i>1641</i>	<i>5762</i>	<i>1121</i>	<i>3588</i>	<i>1751</i>	<i>635</i>	<i>985</i>	<i>113</i>
<b>B15I:</b> . . . during the last 30 days?																	
1. 0 occasions	99.6	99.5	99.8	99.7	99.5	99.6	99.6	99.7	99.6	99.6	99.5	100.0	100.0	100.0	100.0	76.1	
2. 1-2	0.1	0.2	0.1	0.1	0.1	-	0.2	0.1	0.1	0.1	0.1	-	-	-	-	7.4	
3. 3-5	*	*	*	*	0.1	-	0.1	0.1	-	*	0.1	-	-	-	-	2.4	
4. 6-9	0.1	0.2	0.1	0.1	0.1	0.3	0.1	0.1	0.1	0.1	0.2	-	-	-	-	7.1	
5. 10-19	*	-	-	-	0.2	-	-	0.1	-	*	-	-	-	-	-	1.7	
6. 20-39	*	*	-	-	-	-	*	-	-	*	-	-	-	-	-	0.7	
7. 40 or more	0.1	0.1	-	*	-	0.1	0.1	-	0.1	0.1	*	-	-	-	-	4.5	
<i>Item 29680 Subject A01c</i>	<i>N</i>	<i>7158</i>	<i>3556</i>	<i>3404</i>	<i>4214</i>	<i>916</i>	<i>1238</i>	<i>1713</i>	<i>2566</i>	<i>1640</i>	<i>5761</i>	<i>1122</i>	<i>3587</i>	<i>1751</i>	<i>635</i>	<i>985</i>	<i>113</i>
<b>B16:</b> There are a number of narcotics other than heroin, such as methadone, opium, morphine, codeine, Demerol, Vicodin, OxyContin, and Percocet. These are sometimes prescribed by doctors.																	
On how many occasions (if any) have you taken narcotics other than heroin on your own—that is, without a doctor telling you to take them . . .																	
<b>B16A:</b> . . . in your lifetime?																	
1. 0 occasions	87.0	86.1	88.1	84.3	94.3	87.8	86.5	88.6	84.5	88.2	81.1	100.0	100.0	65.0	36.2	24.2	
2. 1-2	4.8	4.5	5.0	5.5	2.6	5.4	4.5	4.3	5.4	4.7	5.3	-	-	35.0	9.7	15.6	
3. 3-5	2.6	2.9	2.3	3.2	1.2	1.7	2.4	2.6	3.5	2.4	3.9	-	-	-	17.9	12.5	
4. 6-9	1.5	1.7	1.2	1.9	0.5	1.6	2.1	1.0	1.6	1.3	2.6	-	-	-	10.1	8.6	
5. 10-19	1.6	1.7	1.5	1.9	0.5	1.4	2.0	1.4	1.7	1.4	2.4	-	-	-	11.0	7.4	
6. 20-39	1.0	1.0	0.9	1.2	0.4	0.7	1.1	0.8	1.3	0.8	1.8	-	-	-	6.3	8.0	
7. 40 or more	1.6	2.1	1.0	2.1	0.6	1.3	1.6	1.3	2.0	1.3	2.9	-	-	-	9.0	23.7	
<i>Item 1130 Subject A01a</i>	<i>N</i>	<i>14068</i>	<i>6863</i>	<i>6794</i>	<i>8188</i>	<i>1820</i>	<i>2405</i>	<i>3370</i>	<i>5036</i>	<i>3257</i>	<i>11274</i>	<i>2129</i>	<i>6974</i>	<i>3472</i>	<i>1294</i>	<i>1924</i>	<i>195</i>

\*=less than .05 percent.



## MONITORING THE FUTURE

QUESTIONNAIRE FORM 1-6 2011	TOTAL	SEX		RACE		REGION				COLLEGE PLANS?		ILLICIT DRUG USE: LIFETIME					
		M	F	White	Black	NE	NC	S	W	Yes	No	None	Mari- juana Only	Few Pills	More Pills	Any Her- oin	
<i>N (Weighted No. of Cases):</i>	14855	6965	6870	8249	1876	2617	3461	5407	3370	11459	2190	7102	3587	1314	1991	203	
<i>% of Weighted Total:</i>	100.0	46.9	46.2	55.5	12.6	17.6	23.3	36.4	22.7	77.1	14.7	47.8	24.1	8.8	13.4	1.4	
<b>B16B:</b> . . . during the last 12 months?																	
1. 0 occasions	91.3	90.4	92.2	89.3	96.4	91.7	90.3	92.7	89.8	92.2	86.8	100.0	100.0	84.5	52.0	46.7	
2. 1-2	3.6	3.8	3.4	4.3	1.6	3.9	3.7	3.0	4.2	3.5	4.7	-	-	15.5	15.0	10.0	
3. 3-5	1.8	1.9	1.6	2.2	0.5	1.4	1.9	1.5	2.2	1.4	3.3	-	-	-	11.9	10.5	
4. 6-9	1.2	1.3	1.1	1.3	0.5	0.9	1.6	0.9	1.4	1.1	1.7	-	-	-	7.9	8.7	
5. 10-19	1.0	1.2	0.8	1.3	0.4	0.9	1.2	0.8	1.0	0.9	1.3	-	-	-	6.3	7.6	
6. 20-39	0.4	0.5	0.3	0.6	0.1	0.3	0.6	0.4	0.4	0.4	0.8	-	-	-	2.7	5.6	
7. 40 or more	0.7	1.0	0.4	1.0	0.3	0.8	0.6	0.6	1.0	0.5	1.5	-	-	-	4.3	10.9	
<i>Item 1140 Subject A01b</i>	<i>N</i>	<i>14058</i>	<i>6859</i>	<i>6789</i>	<i>8183</i>	<i>1819</i>	<i>2401</i>	<i>3366</i>	<i>5035</i>	<i>3256</i>	<i>11269</i>	<i>2129</i>	<i>6975</i>	<i>3472</i>	<i>1292</i>	<i>1917</i>	<i>193</i>
<b>B16C:</b> . . . during the last 30 days?																	
1. 0 occasions	96.4	95.9	96.9	95.6	98.3	96.7	95.9	97.0	95.7	96.8	94.0	100.0	100.0	96.4	79.4	64.4	
2. 1-2	1.9	2.1	1.6	2.2	0.8	1.8	2.1	1.6	2.2	1.8	2.7	-	-	3.6	10.1	12.6	
3. 3-5	0.9	0.9	0.9	1.0	0.4	0.6	1.2	0.6	1.3	0.7	1.6	-	-	-	5.9	8.0	
4. 6-9	0.4	0.5	0.3	0.5	0.3	0.4	0.4	0.5	0.3	0.3	0.7	-	-	-	2.2	7.1	
5. 10-19	0.2	0.2	0.2	0.2	0.1	0.1	0.3	0.1	0.2	0.1	0.4	-	-	-	1.0	3.9	
6. 20-39	0.1	0.1	0.1	0.2	*	0.1	0.1	0.1	0.3	0.1	0.2	-	-	-	0.8	2.1	
7. 40 or more	0.1	0.2	*	0.2	*	0.3	*	0.1	0.1	0.1	0.3	-	-	-	0.7	1.8	
<i>Item 1150 Subject A01c</i>	<i>N</i>	<i>14055</i>	<i>6856</i>	<i>6790</i>	<i>8180</i>	<i>1820</i>	<i>2401</i>	<i>3365</i>	<i>5037</i>	<i>3253</i>	<i>11267</i>	<i>2128</i>	<i>6976</i>	<i>3472</i>	<i>1288</i>	<i>1916</i>	<i>193</i>
<b>B17:</b> (FORMS 2, 3 and 5 ONLY) On how many occasions (if any) have you sniffed glue, or breathed the contents of aerosol spray cans, or inhaled any other gases or sprays in order to get high . . .																	
<b>B17A:</b> . . . in your lifetime?																	
1. 0 occasions	91.9	91.7	92.2	91.8	96.0	92.5	92.1	93.0	89.6	92.8	87.3	97.3	95.0	85.6	76.2	53.7	
2. 1-2	4.3	4.4	4.1	4.3	2.0	4.5	4.3	3.6	5.2	4.0	6.2	1.9	3.0	8.8	10.4	17.4	
3. 3-5	1.5	1.3	1.6	1.6	1.1	1.2	1.5	1.5	1.8	1.4	1.8	0.5	1.1	2.9	4.4	6.2	
4. 6-9	0.9	1.0	0.9	1.0	0.3	0.5	0.9	0.5	1.8	0.8	1.9	0.1	0.3	1.6	3.6	8.1	
5. 10-19	0.7	0.8	0.5	0.7	0.2	0.8	0.4	0.7	0.9	0.6	1.1	0.2	0.2	0.4	2.7	6.7	
6. 20-39	0.3	0.4	0.4	0.5	-	0.1	0.5	0.4	0.3	0.2	1.0	-	0.2	0.6	1.4	3.4	
7. 40 or more	0.4	0.4	0.3	0.2	0.5	0.6	0.3	0.2	0.5	0.3	0.8	0.1	0.2	-	1.4	4.4	
<i>Item 1160 Subject A01a</i>	<i>N</i>	<i>7093</i>	<i>3534</i>	<i>3374</i>	<i>4123</i>	<i>915</i>	<i>1220</i>	<i>1696</i>	<i>2546</i>	<i>1631</i>	<i>5659</i>	<i>1108</i>	<i>3465</i>	<i>1757</i>	<i>642</i>	<i>1009</i>	<i>109</i>
<b>B17B:</b> . . . during the last 12 months?																	
1. 0 occasions	96.8	96.7	97.0	96.9	98.1	96.9	96.8	97.3	96.0	97.4	93.8	99.2	99.0	95.1	88.5	74.7	
2. 1-2	1.5	1.3	1.7	1.4	1.2	1.6	1.5	1.4	1.7	1.3	2.3	0.7	0.6	2.0	5.1	7.6	
3. 3-5	0.8	1.0	0.7	1.0	-	0.6	1.1	0.5	1.1	0.7	1.8	0.1	0.3	2.5	2.4	10.0	
4. 6-9	0.3	0.3	0.2	0.2	0.2	0.1	0.1	0.3	0.6	0.2	0.7	0.1	*	0.1	1.4	1.5	
5. 10-19	0.4	0.4	0.4	0.4	0.2	0.7	0.3	0.4	0.2	0.3	0.8	*	0.1	0.3	1.8	2.2	
6. 20-39	0.1	*	0.1	*	0.1	-	0.1	0.1	0.1	*	0.2	-	-	-	0.3	1.9	
7. 40 or more	0.1	0.2	0.1	0.1	0.1	0.2	0.1	*	0.3	0.1	0.4	*	-	-	0.6	2.2	
<i>Item 1170 Subject A01b</i>	<i>N</i>	<i>7091</i>	<i>3531</i>	<i>3373</i>	<i>4120</i>	<i>914</i>	<i>1221</i>	<i>1698</i>	<i>2545</i>	<i>1627</i>	<i>5656</i>	<i>1107</i>	<i>3463</i>	<i>1755</i>	<i>642</i>	<i>1009</i>	<i>111</i>
<b>B17C:</b> . . . during the last 30 days?																	
1. 0 occasions	99.0	98.9	99.1	99.1	98.7	98.6	98.8	99.4	98.7	99.0	98.4	99.7	99.7	97.8	96.8	89.4	
2. 1-2	0.6	0.6	0.6	0.6	1.0	1.1	0.6	0.4	0.6	0.6	1.0	0.2	0.3	1.0	2.1	3.7	
3. 3-5	0.2	0.3	0.1	0.1	0.1	0.2	0.3	-	0.3	0.2	0.1	-	-	1.1	0.4	2.0	
4. 6-9	0.1	0.1	0.1	0.1	-	0.1	0.1	0.1	0.1	0.1	0.2	*	-	0.1	0.3	2.6	
5. 10-19	0.1	0.1	-	*	0.1	-	*	0.1	0.1	*	0.2	*	-	-	0.2	1.7	
6. 20-39	*	-	0.1	-	-	-	-	-	0.1	*	*	-	-	-	0.2	0.3	
7. 40 or more	*	*	*	-	*	-	*	-	-	-	*	-	-	-	*	0.3	
<i>Item 1180 Subject A01c</i>	<i>N</i>	<i>7086</i>	<i>3529</i>	<i>3371</i>	<i>4118</i>	<i>915</i>	<i>1219</i>	<i>1695</i>	<i>2545</i>	<i>1626</i>	<i>5652</i>	<i>1106</i>	<i>3463</i>	<i>1755</i>	<i>640</i>	<i>1008</i>	<i>110</i>
<b>B18:</b> (FORMS 2, 5 AND 6 ONLY) Anabolic steroids are prescription drugs sometimes prescribed by doctors to treat certain conditions. Some athletes, and others, have used them to try to increase muscle development. On how many occasions (if any) have you taken steroids on your own—that is, without a doctor telling you to take them . . .																	



# DESCRIPTIVE RESULTS: 2011

41

QUESTIONNAIRE FORM 1-6 2011	TOTAL	SEX		RACE		REGION				COLLEGE PLANS?		ILLICIT DRUG USE: LIFETIME				
		M	F	White	Black	NE	NC	S	W	Yes	No	None	Mari- juana Only	Few Pills	More Pills	Any Her- oin
<i>N (Weighted No. of Cases):</i> <i>% of Weighted Total:</i>	14855 100.0	6965 46.9	6870 46.2	8249 55.5	1876 12.6	2617 17.6	3461 23.3	5407 36.4	3370 22.7	11459 77.1	2190 14.7	7102 47.8	3587 24.1	1314 8.8	1991 13.4	203 1.4
<b>B18A:</b> . . . in your lifetime?																
1. 0 occasions	98.2	97.3	99.3	98.3	97.6	98.2	99.0	97.5	98.3	98.4	97.6	99.3	99.1	97.3	94.8	82.6
2. 1-2	0.7	1.1	0.3	0.6	1.1	0.5	0.3	1.1	0.7	0.6	1.1	0.3	0.2	1.4	2.4	2.7
3. 3-5	0.3	0.4	0.1	0.2	0.5	0.3	0.1	0.5	0.1	0.2	0.3	*	0.2	0.2	1.0	3.4
4. 6-9	0.3	0.4	0.1	0.3	0.2	0.3	0.2	0.4	0.1	0.2	0.4	0.1	0.3	0.7	0.3	1.6
5. 10-19	0.2	0.3	*	0.2	0.2	*	0.1	0.2	0.3	0.2	0.2	0.1	*	0.2	0.4	0.6
6. 20-39	0.1	0.2	*	0.2	0.1	0.1	*	0.1	0.2	0.1	-	*	*	-	0.3	3.4
7. 40 or more	0.3	0.3	0.1	0.2	0.3	0.5	0.3	0.2	0.3	0.3	0.3	*	0.1	0.1	0.9	5.7
<i>Item 22690 Subject A01a</i>	<i>N 6618</i>	<i>3201</i>	<i>3197</i>	<i>3962</i>	<i>775</i>	<i>1057</i>	<i>1655</i>	<i>2343</i>	<i>1563</i>	<i>5435</i>	<i>1040</i>	<i>3365</i>	<i>1593</i>	<i>583</i>	<i>888</i>	<i>102</i>
<b>B18B:</b> . . . during the last 12 months?																
1. 0 occasions	98.8	98.2	99.5	98.9	98.2	98.8	99.4	98.5	98.5	98.9	98.4	99.6	99.5	98.3	97.0	84.9
2. 1-2	0.5	0.8	0.2	0.4	1.0	0.5	0.1	0.7	0.6	0.3	1.1	0.2	0.1	0.9	1.5	3.9
3. 3-5	0.2	0.2	0.1	0.1	0.4	-	0.1	0.3	0.2	0.2	0.2	0.1	0.2	-	0.4	2.2
4. 6-9	0.3	0.4	*	0.4	0.1	0.2	0.1	0.4	0.3	0.3	0.1	0.2	0.1	0.7	*	3.2
5. 10-19	*	0.1	-	*	-	0.1	*	*	0.1	0.1	-	-	-	-	0.3	0.8
6. 20-39	*	*	*	0.1	-	0.1	-	-	0.1	*	-	-	-	-	0.3	-
7. 40 or more	0.2	0.2	0.1	0.2	0.3	0.3	0.2	0.2	0.3	0.2	0.2	*	0.1	0.1	0.5	5.0
<i>Item 22700 Subject A01b</i>	<i>N 6618</i>	<i>3201</i>	<i>3197</i>	<i>3961</i>	<i>775</i>	<i>1056</i>	<i>1655</i>	<i>2345</i>	<i>1563</i>	<i>5435</i>	<i>1040</i>	<i>3365</i>	<i>1593</i>	<i>583</i>	<i>887</i>	<i>102</i>
<b>B18C:</b> . . . during the last 30 days?																
1. 0 occasions	99.3	99.0	99.7	99.4	99.0	99.2	99.6	99.0	99.3	99.3	99.3	99.7	99.8	98.8	98.2	91.8
2. 1-2	0.3	0.5	0.1	0.2	0.5	0.1	0.1	0.5	0.3	0.2	0.4	0.2	*	0.6	0.6	2.8
3. 3-5	0.1	0.1	0.1	0.1	0.2	-	0.1	0.1	-	0.1	-	0.1	*	-	0.2	-
4. 6-9	0.1	0.2	0.1	0.2	-	0.4	*	0.2	0.1	0.1	0.1	-	0.1	0.5	0.4	0.5
5. 10-19	*	-	*	*	-	-	*	-	-	*	-	-	-	-	0.1	-
6. 20-39	*	0.1	*	*	-	-	-	-	0.1	*	*	*	-	-	0.1	0.3
7. 40 or more	0.2	0.2	0.1	0.1	0.3	0.3	0.2	0.2	0.2	0.2	0.2	*	0.1	0.1	0.4	4.7
<i>Item 22710 Subject A01c</i>	<i>N 6615</i>	<i>3199</i>	<i>3196</i>	<i>3960</i>	<i>774</i>	<i>1056</i>	<i>1654</i>	<i>2344</i>	<i>1561</i>	<i>5435</i>	<i>1039</i>	<i>3365</i>	<i>1593</i>	<i>583</i>	<i>886</i>	<i>101</i>
<b>B19: (FORMS 3 AND 4 ONLY)</b> On how many occasions (if any) have you used MDMA ("ecstasy") . . .																
<b>B19A:</b> . . . in your lifetime?																
1. 0 occasions	92.0	91.5	92.3	91.6	96.9	92.1	94.6	93.6	86.6	93.0	86.6	100.0	100.0	83.0	61.1	25.1
2. 1-2	3.7	3.4	4.2	4.0	1.7	3.5	3.2	2.7	6.1	3.3	6.3	-	-	17.0	12.8	21.5
3. 3-5	1.3	1.4	1.3	1.3	0.3	1.3	1.0	1.1	2.1	1.0	2.6	-	-	-	8.7	8.9
4. 6-9	1.1	1.3	0.8	1.2	0.4	2.0	0.3	0.8	1.6	1.0	1.5	-	-	-	7.0	8.1
5. 10-19	0.8	0.9	0.8	0.9	0.4	0.4	0.4	0.9	1.5	0.7	1.4	-	-	-	4.7	14.8
6. 20-39	0.3	0.6	0.1	0.2	-	-	*	0.4	0.7	0.3	0.2	-	-	-	2.3	1.0
7. 40 or more	0.7	0.9	0.5	0.8	0.3	0.7	0.5	0.5	1.3	0.6	1.4	-	-	-	3.4	20.6
<i>Item 22660 Subject A01a</i>	<i>N 4690</i>	<i>2234</i>	<i>2286</i>	<i>2656</i>	<i>641</i>	<i>785</i>	<i>1114</i>	<i>1704</i>	<i>1088</i>	<i>3709</i>	<i>734</i>	<i>2280</i>	<i>1148</i>	<i>464</i>	<i>657</i>	<i>57</i>
<b>B19B:</b> . . . during the last 12 months?																
1. 0 occasions	94.7	93.7	95.4	94.1	97.9	94.1	96.3	95.6	92.1	95.3	91.5	100.0	100.0	92.8	71.9	41.6
2. 1-2	2.7	2.9	2.8	3.0	1.0	3.3	2.4	2.0	4.0	2.6	3.7	-	-	7.2	13.2	16.8
3. 3-5	1.2	1.3	1.0	1.3	0.4	1.2	0.8	0.9	2.0	0.9	2.2	-	-	-	7.7	9.2
4. 6-9	0.7	1.0	0.5	0.8	0.3	0.8	0.3	0.9	0.8	0.6	1.0	-	-	-	4.2	9.5
5. 10-19	0.3	0.4	0.1	0.3	0.2	-	0.1	0.4	0.5	0.2	0.5	-	-	-	1.3	8.6
6. 20-39	0.1	0.2	0.1	0.2	-	-	0.1	0.1	0.3	0.1	0.2	-	-	-	0.5	5.9
7. 40 or more	0.3	0.5	0.1	0.2	0.2	0.7	*	0.2	0.4	0.2	0.8	-	-	-	1.3	8.4
<i>Item 22670 Subject A01b</i>	<i>N 4685</i>	<i>2233</i>	<i>2280</i>	<i>2651</i>	<i>642</i>	<i>782</i>	<i>1114</i>	<i>1703</i>	<i>1086</i>	<i>3704</i>	<i>733</i>	<i>2281</i>	<i>1148</i>	<i>463</i>	<i>652</i>	<i>56</i>
<b>B19C:</b> . . . during the last 30 days?																
1. 0 occasions	97.7	97.2	98.2	97.9	98.9	97.2	99.1	97.8	96.6	98.1	95.3	100.0	100.0	98.9	87.2	68.2
2. 1-2	1.5	1.5	1.5	1.3	0.3	1.3	0.6	1.5	2.5	1.2	2.9	-	-	1.1	8.7	14.3
3. 3-5	0.4	0.6	0.2	0.5	0.4	0.7	0.2	0.3	0.6	0.3	0.8	-	-	-	2.5	4.6
4. 6-9	0.1	0.2	-	0.1	0.2	0.1	0.1	0.2	*	0.1	0.3	-	-	-	0.6	2.0
5. 10-19	0.1	0.2	0.1	0.2	-	0.2	0.1	0.1	0.2	0.1	0.5	-	-	-	0.7	2.4
6. 20-39	-	-	-	-	-	-	-	-	-	-	-	-	-	-	-	-
7. 40 or more	0.2	0.3	-	0.1	0.2	0.5	-	0.1	0.1	0.2	0.2	-	-	-	0.4	8.4
<i>Item 22680 Subject A01c</i>	<i>N 4684</i>	<i>2233</i>	<i>2280</i>	<i>2651</i>	<i>641</i>	<i>782</i>	<i>1114</i>	<i>1702</i>	<i>1086</i>	<i>3704</i>	<i>733</i>	<i>2280</i>	<i>1148</i>	<i>463</i>	<i>652</i>	<i>56</i>

\*=less than .05 percent.



QUESTIONNAIRE FORM 1-6 2011	TOTAL	SEX		RACE		REGION				COLLEGE PLANS?		ILLCIT DRUG USE: LIFETIME				
		M	F	White	Black	NE	NC	S	W	Yes	No	None	Mari- juana Only	Few Pills	More Pills	Any Her- oin
<i>N (Weighted No. of Cases):</i> <i>% of Weighted Total:</i>	14855 100.0	6965 46.9	6870 46.2	8249 55.5	1876 12.6	2617 17.6	3461 23.3	5407 36.4	3370 22.7	11459 77.1	2190 14.7	7102 47.8	3587 24.1	1314 8.8	1991 13.4	203 1.4
Lately there has been some attention paid to certain drugs.																
<b>B20:</b> (FORMS 3[Q.D04e] AND 6[Q.D20k] ONLY) During the LAST 12 MONTHS, on how many occasions (if any) have you taken a non-prescription cough or cold medicine (robos, DXM, etc.) to get high																
1. 0 occasions	94.7	94.4	95.3	94.4	95.2	94.4	93.9	94.5	95.9	95.1	92.7	98.1	97.0	92.4	82.8	59.5
2. 1-2	2.7	2.8	2.1	3.0	1.9	2.5	3.1	3.1	1.7	2.5	3.5	1.0	1.4	4.2	8.7	15.4
3. 3-5	1.4	1.2	1.5	1.4	1.0	1.2	1.8	1.1	1.3	1.2	2.2	0.5	0.7	1.9	4.5	11.2
4. 6-9	0.6	0.7	0.5	0.7	0.6	0.5	0.9	0.6	0.4	0.6	0.7	0.3	0.5	1.0	1.6	2.3
5. 10-19	0.3	0.2	0.3	0.2	0.4	0.3	0.1	0.3	0.3	0.3	0.1	0.1	0.3	-	0.8	3.0
6. 20-39	0.1	0.1	0.1	0.1	0.3	0.1	0.1	0.2	0.1	0.1	-	*	0.1	-	0.4	1.4
7. 40 or more	0.3	0.6	0.1	0.2	0.7	0.9	0.1	0.2	0.3	0.2	0.9	-	-	0.6	1.2	7.2
<i>Item 31670 Subject A01b</i>	<i>N 4438</i>	<i>2112</i>	<i>2163</i>	<i>2615</i>	<i>538</i>	<i>686</i>	<i>1103</i>	<i>1578</i>	<i>1072</i>	<i>3618</i>	<i>702</i>	<i>2267</i>	<i>1017</i>	<i>409</i>	<i>624</i>	<i>48</i>
The following questions are all based on the question text given below but appeared in the forms indicated with different question numbers.																
Lately there has been some attention paid to certain drugs.																
<b>B21:</b> During the LAST 12 MONTHS, on how many occasions (if any) have you . . .																
<b>B21A:</b> (FORM 6[Q.D20j]). . . taken Rohypnol ("rophies," "roofies")																
1. 0 occasions	98.8	98.1	99.5	99.1	98.5	98.1	99.4	98.5	99.0	98.8	98.5	100.0	100.0	97.5	96.3	67.2
2. 1-2	0.5	0.6	0.3	0.2	0.5	0.3	0.3	0.7	0.5	0.3	1.2	-	-	-	1.3	20.3
3. 3-5	0.1	0.2	-	-	0.4	-	-	0.1	0.1	0.1	-	-	-	-	0.4	-
4. 6-9	0.2	0.4	-	0.3	-	-	-	0.3	0.4	0.3	-	-	-	2.1	-	2.4
5. 10-19	*	0.1	-	-	0.3	-	0.1	-	-	*	-	-	-	-	0.2	-
6. 20-39	*	-	0.1	-	-	-	-	0.1	-	*	-	-	-	-	-	2.9
7. 40 or more	0.3	0.6	0.1	0.4	0.2	1.6	0.1	0.2	-	0.4	0.2	-	-	0.4	1.8	7.2
<i>Item 29785 Subject A01b</i>	<i>N 2196</i>	<i>1049</i>	<i>1067</i>	<i>1319</i>	<i>259</i>	<i>334</i>	<i>554</i>	<i>772</i>	<i>536</i>	<i>1800</i>	<i>339</i>	<i>1171</i>	<i>491</i>	<i>192</i>	<i>284</i>	<i>26</i>
<b>B21B:</b> (FORMS 5[E11a], AND 6[Q.D20b]). . . taken ketamine ("special K," "super K")																
1. 0 occasions	98.7	98.4	99.1	98.7	99.1	98.3	99.0	98.7	98.6	99.0	97.8	100.0	100.0	99.5	95.1	65.0
2. 1-2	0.7	0.8	0.7	0.8	0.2	0.3	0.8	0.5	1.3	0.6	1.3	-	-	0.2	3.1	21.4
3. 3-5	0.1	0.1	0.1	0.1	0.3	0.2	0.1	0.2	-	0.1	0.3	-	-	0.1	0.5	2.1
4. 6-9	0.1	0.1	*	0.1	0.1	0.4	*	0.1	0.1	0.1	0.4	-	-	-	0.2	3.2
5. 10-19	0.1	0.1	-	*	0.1	-	0.2	0.1	-	0.1	-	-	-	-	0.3	-
6. 20-39	*	*	*	*	0.1	0.2	-	-	-	*	-	-	-	-	0.1	1.6
7. 40 or more	0.2	0.4	*	0.2	-	0.6	-	0.3	-	0.2	0.3	-	-	0.2	0.6	6.8
<i>Item 31060 Subject A01b</i>	<i>N 4405</i>	<i>2113</i>	<i>2166</i>	<i>2618</i>	<i>520</i>	<i>679</i>	<i>1103</i>	<i>1560</i>	<i>1063</i>	<i>3602</i>	<i>692</i>	<i>2263</i>	<i>1050</i>	<i>391</i>	<i>574</i>	<i>63</i>
<b>B21C:</b> (FORMS 3[Q.D04c] AND 6[Q.D20f]). . . taken Ritalin (without a doctor's orders)																
1. 0 occasions	97.6	97.7	97.8	97.6	98.4	98.1	97.3	97.5	97.9	97.8	97.0	100.0	100.0	98.6	87.5	63.3
2. 1-2	1.1	1.0	1.2	1.3	0.5	0.7	1.2	1.3	1.2	1.0	1.7	-	-	1.0	6.5	11.9
3. 3-5	0.6	0.6	0.5	0.5	0.2	0.2	1.0	0.7	0.3	0.6	0.5	-	-	-	3.6	5.5
4. 6-9	0.2	0.2	0.2	0.2	-	0.1	0.2	0.2	0.2	0.2	-	-	-	-	0.8	6.1
5. 10-19	0.1	0.1	0.1	0.1	0.2	-	0.1	0.2	0.3	0.1	0.2	-	-	-	0.3	7.8
6. 20-39	0.1	0.2	-	0.1	0.3	0.1	0.1	0.1	0.1	0.1	0.2	-	-	-	0.6	-
7. 40 or more	0.2	0.3	0.1	0.1	0.3	0.7	0.1	0.1	0.1	0.2	0.4	-	-	0.4	0.6	5.4
<i>Item 31180 Subject A01b</i>	<i>N 4438</i>	<i>2110</i>	<i>2164</i>	<i>2612</i>	<i>540</i>	<i>689</i>	<i>1100</i>	<i>1579</i>	<i>1070</i>	<i>3616</i>	<i>702</i>	<i>2266</i>	<i>1020</i>	<i>408</i>	<i>623</i>	<i>48</i>



## DESCRIPTIVE RESULTS: 2011

43

QUESTIONNAIRE FORM 1-6 2011	TOTAL	SEX		RACE		REGION				COLLEGE PLANS?		ILLICIT DRUG USE: LIFETIME				
		M	F	White	Black	NE	NC	S	W	Yes	No	None	Mari- juana Only	Few Pills	More Pills	Any Her- oin
<i>N (Weighted No. of Cases):</i> <i>% of Weighted Total:</i>	14855 100.0	6965 46.9	6870 46.2	8249 55.5	1876 12.6	2617 17.6	3461 23.3	5407 36.4	3370 22.7	11459 77.1	2190 14.7	7102 47.8	3587 24.1	1314 8.8	1991 13.4	203 1.4
<b>B21D:</b> (FORMS 3[Q.D04a] AND 6[Q.D20d]). . . taken "andro" (androstenedione, nonprescription steroid)																
1. 0 occasions	99.3	98.7	99.9	99.3	98.8	98.8	99.6	98.9	99.7	99.3	99.3	99.8	99.5	99.2	98.8	80.6
2. 1-2	0.2	0.5	-	0.3	0.3	0.1	0.3	0.5	-	0.2	0.4	0.1	0.3	0.7	0.2	4.9
3. 3-5	0.1	0.1	0.1	-	0.3	-	0.1	0.1	0.1	0.1	-	-	-	-	0.3	3.5
4. 6-9	0.1	0.2	-	0.1	-	0.4	-	0.1	-	0.1	0.1	0.1	0.1	-	-	1.8
5. 10-19	*	*	-	-	-	-	-	*	-	*	-	-	-	-	0.1	-
6. 20-39	*	0.1	-	-	0.1	0.1	-	-	0.1	*	-	-	0.1	-	0.1	-
7. 40 or more	0.2	0.3	0.1	0.2	0.4	0.6	0.1	0.3	0.1	0.3	0.2	*	-	0.2	0.5	9.1
<i>Item 31160 Subject A01b</i>	<i>N 4451</i>	<i>2119</i>	<i>2172</i>	<i>2619</i>	<i>539</i>	<i>690</i>	<i>1102</i>	<i>1586</i>	<i>1073</i>	<i>3627</i>	<i>706</i>	<i>2266</i>	<i>1025</i>	<i>409</i>	<i>626</i>	<i>50</i>
<b>B21E:</b> (FORMS 3[Q.D04b] AND 6[Q.D20e]). . . taken creatine (amino acid used to build muscles)																
1. 0 occasions	91.4	83.9	99.0	89.8	95.6	91.9	89.5	91.6	92.6	91.6	90.2	94.9	89.7	90.9	83.9	63.9
2. 1-2	2.3	3.7	0.7	2.5	1.3	0.9	3.5	2.1	2.1	2.2	2.5	1.2	3.2	1.2	4.2	13.5
3. 3-5	1.3	2.7	0.1	1.5	0.8	1.5	1.4	1.4	1.1	1.3	1.3	0.9	2.1	1.9	1.3	2.6
4. 6-9	0.8	1.5	0.1	1.3	0.1	0.7	1.0	1.1	0.4	0.7	1.2	0.4	0.9	1.9	1.5	2.2
5. 10-19	1.1	2.2	*	1.2	0.7	1.0	1.5	0.9	1.0	1.0	1.5	0.7	0.9	0.6	2.8	-
6. 20-39	1.0	2.0	*	1.2	0.4	1.3	0.6	1.2	0.9	1.0	0.9	0.8	1.2	0.7	1.1	5.7
7. 40 or more	2.1	4.2	0.1	2.5	1.1	2.7	2.6	1.7	2.0	2.1	2.4	1.1	2.0	2.8	5.2	12.1
<i>Item 31170 Subject A01b</i>	<i>N 4441</i>	<i>2112</i>	<i>2165</i>	<i>2613</i>	<i>540</i>	<i>687</i>	<i>1099</i>	<i>1582</i>	<i>1072</i>	<i>3618</i>	<i>703</i>	<i>2266</i>	<i>1018</i>	<i>409</i>	<i>624</i>	<i>50</i>
<b>B21F:</b> (FORMS 3[Q.D04f], 5[Q.E11b], AND 6[Q.D20h]). . . taken OxyContin (without a doctor's orders)																
1. 0 occasions	95.3	94.3	96.5	94.5	97.6	95.6	96.0	95.5	94.3	96.3	90.7	100.0	100.0	96.2	75.0	42.1
2. 1-2	2.1	2.5	1.6	2.6	0.7	1.2	1.9	1.9	3.1	1.6	4.5	-	-	3.3	11.2	13.6
3. 3-5	1.2	1.3	1.0	1.3	0.4	0.7	1.4	1.2	1.3	1.0	2.0	-	-	0.3	7.0	14.1
4. 6-9	0.5	0.7	0.3	0.6	0.4	0.7	0.4	0.4	0.7	0.3	1.3	-	-	*	2.8	7.3
5. 10-19	0.4	0.5	0.3	0.4	0.6	0.2	0.2	0.6	0.4	0.4	0.6	-	-	-	2.0	10.5
6. 20-39	0.2	0.3	0.1	0.2	0.1	0.4	0.1	0.3	0.1	0.1	0.4	-	-	-	1.1	1.6
7. 40 or more	0.3	0.3	0.3	0.4	0.2	1.2	*	0.2	0.2	0.2	0.6	-	-	0.1	0.9	10.8
<i>Item 31310 Subject A01b</i>	<i>N 6617</i>	<i>3163</i>	<i>3249</i>	<i>3904</i>	<i>791</i>	<i>1026</i>	<i>1645</i>	<i>2356</i>	<i>1591</i>	<i>5398</i>	<i>1047</i>	<i>3349</i>	<i>1565</i>	<i>607</i>	<i>911</i>	<i>81</i>
<b>B21G:</b> (FORMS 3[Q.D04g], 5[Q.E11c], AND 6[Q.D20i]). . . taken Vicodin (without a doctor's orders)																
1. 0 occasions	92.8	91.9	94.0	91.4	96.7	94.5	91.3	95.1	89.8	93.8	88.4	100.0	100.0	87.7	62.6	44.3
2. 1-2	3.4	3.2	3.5	4.0	1.4	1.6	4.0	2.2	5.7	3.1	5.2	-	-	10.3	15.3	23.3
3. 3-5	1.5	2.0	1.0	2.0	0.7	1.3	2.3	0.9	1.7	1.3	2.6	-	-	1.7	9.1	7.7
4. 6-9	1.1	1.3	0.9	1.3	0.1	1.0	1.2	0.5	1.8	0.9	1.7	-	-	0.2	6.7	7.7
5. 10-19	0.6	0.8	0.3	0.6	0.7	0.2	0.7	0.7	0.6	0.4	1.4	-	-	-	3.3	7.0
6. 20-39	0.1	0.1	0.2	0.2	-	0.3	0.3	-	0.1	0.1	0.2	-	-	-	1.0	0.8
7. 40 or more	0.4	0.7	0.2	0.5	0.3	1.1	0.1	0.5	0.2	0.4	0.5	-	-	0.1	2.2	9.3
<i>Item 31320 Subject A01b</i>	<i>N 6616</i>	<i>3167</i>	<i>3245</i>	<i>3901</i>	<i>792</i>	<i>1023</i>	<i>1653</i>	<i>2349</i>	<i>1592</i>	<i>5396</i>	<i>1048</i>	<i>3344</i>	<i>1565</i>	<i>605</i>	<i>915</i>	<i>84</i>
<b>B21H:</b> (FORMS 5[Q.E11d] AND 6[Q.D20j]). . . . taken Salvia																
1. 0 occasions	94.1	91.4	96.7	93.9	97.2	94.0	96.9	94.8	90.1	95.2	88.6	99.6	95.8	88.6	79.4	39.0
2. 1-2	3.7	5.1	2.4	4.1	1.3	2.7	2.5	3.1	6.7	3.1	7.2	0.1	3.4	8.4	13.2	25.3
3. 3-5	1.1	1.7	0.6	1.1	0.4	2.1	0.3	1.0	1.4	1.0	1.6	0.2	0.4	2.1	3.4	18.5
4. 6-9	0.5	0.7	0.2	0.4	0.8	0.1	0.2	0.6	1.1	0.3	1.4	*	0.2	0.1	1.9	8.0
5. 10-19	0.2	0.4	*	0.2	0.1	-	0.2	0.1	0.5	0.1	0.6	-	-	0.2	1.3	1.1
6. 20-39	*	0.1	-	*	-	-	-	0.1	-	0.1	-	-	0.1	0.3	-	-
7. 40 or more	0.3	0.5	*	0.3	0.1	1.0	-	0.3	0.2	0.2	0.7	-	0.1	0.2	0.9	8.1
<i>Item 32500 Subject A01b</i>	<i>N 4370</i>	<i>2099</i>	<i>2150</i>	<i>2609</i>	<i>508</i>	<i>673</i>	<i>1099</i>	<i>1542</i>	<i>1056</i>	<i>3574</i>	<i>686</i>	<i>2246</i>	<i>1038</i>	<i>388</i>	<i>573</i>	<i>62</i>
<b>B21I:</b> (FORMS 3[Q.D04d] AND 6[Q.D20g]). . . . taken Adderall (without a doctor's orders)																
1. 0 occasions	94.1	93.5	95.0	92.9	98.2	94.4	93.1	94.4	94.7	94.4	92.6	100.0	100.0	90.1	69.4	49.6
2. 1-2	3.0	3.0	3.0	3.9	0.3	1.5	3.8	3.2	2.8	3.0	3.6	-	-	8.8	13.6	21.3
3. 3-5	1.0	1.1	0.7	0.9	0.6	0.6	0.5	1.1	1.6	1.0	0.9	-	-	0.3	6.1	4.5
4. 6-9	0.9	1.3	0.6	1.2	0.4	1.2	1.1	0.8	0.7	0.9	1.4	-	-	0.2	5.2	12.5
5. 10-19	0.4	0.3	0.4	0.5	0.2	0.7	0.8	0.1	0.1	0.3	0.5	-	-	-	2.7	-
6. 20-39	0.2	0.2	0.1	0.2	-	0.4	0.3	0.1	-	0.2	0.2	-	-	0.1	0.9	3.3
7. 40 or more	0.4	0.7	0.2	0.5	0.4	1.3	0.5	0.3	0.1	0.3	1.0	-	-	0.4	2.0	8.7
<i>Item 32450 Subject A01b</i>	<i>N 4436</i>	<i>2113</i>	<i>2161</i>	<i>2616</i>	<i>536</i>	<i>686</i>	<i>1103</i>	<i>1577</i>	<i>1070</i>	<i>3618</i>	<i>701</i>	<i>2266</i>	<i>1015</i>	<i>409</i>	<i>625</i>	<i>48</i>

\*= $\leq$  .05 percent.



QUESTIONNAIRE FORM 1-6 2011	TOTAL	SEX		RACE		REGION				COLLEGE PLANS?		ILLICIT DRUG USE: LIFETIME				
		M	F	White	Black	NE	NC	S	W	Yes	No	None	Mari- juana Only	Few Pills	More Pills	Any Her- oin
<i>N (Weighted No. of Cases):</i> <i>% of Weighted Total:</i>	14855 100.0	6965 46.9	6870 46.2	8249 55.5	1876 12.6	2617 17.6	3461 23.3	5407 36.4	3370 22.7	11459 77.1	2190 14.7	7102 47.8	3587 24.1	1314 8.8	1991 13.4	203 1.4
<b>B21J:</b> (FORMS 5[Q.E11e] AND 6[Q.D20m]). . . taken Provigil, a prescription stay-awake drug (without a doctor's order)																
1. 0 occasions	98.5	98.6	98.7	98.7	98.5	98.0	99.0	98.3	98.8	98.9	97.5	99.9	99.7	99.3	94.8	69.9
2. 1-2	0.5	0.4	0.5	0.6	0.3	0.4	0.7	0.3	0.7	0.3	1.2	*	0.1	0.4	1.6	13.6
3. 3-5	0.3	0.3	0.3	0.3	0.7	0.4	0.3	0.4	0.1	0.3	0.4	*	0.1	0.1	1.7	1.6
4. 6-9	0.3	0.2	0.3	0.1	0.2	0.4	-	0.7	0.2	0.2	0.3	0.1	-	-	0.8	5.1
5. 10-19	0.1	*	0.1	0.1	-	-	-	0.1	0.3	0.1	-	-	-	-	0.5	1.5
6. 20-39	*	-	0.1	-	0.2	-	-	0.1	-	-	0.2	-	0.1	-	-	-
7. 40 or more	0.2	0.4	-	0.2	0.1	0.9	-	0.2	-	0.2	0.4	-	-	0.2	0.6	8.3
<i>Item 32510 Subject A01b</i>	<i>N 4378</i>	<i>2104</i>	<i>2151</i>	<i>2610</i>	<i>514</i>	<i>672</i>	<i>1097</i>	<i>1551</i>	<i>1057</i>	<i>3580</i>	<i>687</i>	<i>2257</i>	<i>1037</i>	<i>386</i>	<i>573</i>	<i>62</i>
<b>B21K:</b> (FORMS 3[Q.D04j] AND 6[Q.D20n]). . . taken "synthetic marijuana" ("K2," "Spice") to get high																
1. 0 occasions	88.6	85.3	92.1	86.8	94.1	88.1	86.5	89.0	90.5	90.0	81.1	99.7	87.1	78.2	60.7	44.2
2. 1-2	5.4	6.9	3.8	6.5	2.2	6.1	7.0	4.8	4.1	5.3	6.1	0.2	8.1	12.3	14.3	16.3
3. 3-5	2.3	2.7	1.9	2.6	1.1	2.1	1.7	2.9	2.2	2.0	4.0	-	2.2	4.5	8.9	13.2
4. 6-9	1.4	1.9	1.0	1.5	0.7	1.3	1.6	1.6	0.9	1.0	3.4	0.1	1.3	1.8	5.9	5.6
5. 10-19	0.8	1.2	0.4	0.9	0.9	0.4	1.1	0.6	1.1	0.7	1.8	-	0.5	1.6	3.6	7.2
6. 20-39	0.6	0.9	0.3	0.7	0.3	0.8	0.8	0.4	0.4	0.4	1.7	-	0.3	0.2	3.2	1.9
7. 40 or more	0.9	1.3	0.5	1.0	0.8	1.3	1.2	0.6	0.7	0.7	1.9	-	0.4	1.4	3.4	11.6
<i>Item 32700 Subject A01b</i>	<i>N 4415</i>	<i>2102</i>	<i>2153</i>	<i>2600</i>	<i>534</i>	<i>680</i>	<i>1101</i>	<i>1573</i>	<i>1062</i>	<i>3604</i>	<i>694</i>	<i>2258</i>	<i>1014</i>	<i>405</i>	<i>618</i>	<i>48</i>
<b>B21L:</b> (FORMS 5[Q.E11i] AND 6[Q.D20o]). . . had an alcoholic beverage containing caffeine (like Four Loko or Jooze)																
1. 0 occasions	73.6	73.4	74.1	72.0	82.3	70.3	73.4	76.2	72.2	74.4	70.6	90.5	66.8	55.2	38.2	28.0
2. 1-2	11.4	10.7	11.8	11.6	9.1	11.8	12.8	10.1	11.5	11.8	8.9	6.3	16.6	19.7	15.0	17.1
3. 3-5	6.1	5.9	6.3	6.5	4.5	5.8	6.4	6.3	5.5	6.0	6.6	1.7	8.0	12.1	14.7	13.6
4. 6-9	3.8	4.0	3.6	4.0	2.2	5.4	2.9	3.0	5.0	3.5	5.0	0.7	4.1	5.7	12.8	14.5
5. 10-19	2.7	3.4	2.0	3.0	0.9	3.2	2.6	2.1	3.3	2.3	4.4	0.6	2.2	4.3	9.4	9.1
6. 20-39	1.0	1.2	0.9	1.4	0.2	1.7	0.7	1.1	0.9	0.9	2.0	*	0.9	2.2	3.9	7.5
7. 40 or more	1.4	1.4	1.3	1.5	0.8	1.7	1.2	1.4	1.5	1.1	2.5	0.1	1.3	0.8	6.0	10.3
<i>Item 32690 Subject A01b</i>	<i>N 4384</i>	<i>2106</i>	<i>2155</i>	<i>2619</i>	<i>512</i>	<i>673</i>	<i>1104</i>	<i>1547</i>	<i>1060</i>	<i>3584</i>	<i>688</i>	<i>2248</i>	<i>1040</i>	<i>392</i>	<i>579</i>	<i>62</i>
<b>B22:</b> (FORMS 4[Q.D08] AND 5[Q.D03]) The next questions are about drugs that doctors sometimes prescribe for people who have problems concentrating on one task at a time (attention deficit disorder), or with being too active or too disruptive (hyperactive), or both (ADHD).  <b>Stimulant-type</b> drugs (i.e., amphetamine, methylphenidate, and pemoline) are prescribed for these conditions. These drugs include Ritalin, Adderall, Concerta, Metadate, Dexedrine, Focalin, Cylert, and others.  Have you ever taken any of these stimulant-type prescription drugs under a doctor's supervision for these conditions? (Do <b>not</b> count drugs that are not stimulant-type, like Strattera, Wellbutrin, Provigil, Tenex, or Tofranil)																
1. No	91.6	89.7	93.6	89.9	94.2	91.7	91.1	90.8	93.3	92.7	86.8	95.2	91.6	90.1	82.3	70.8
2. Yes, in the past, but not now	5.0	6.8	3.2	5.3	4.8	5.0	4.3	6.0	4.4	4.2	9.3	2.6	5.0	6.0	11.3	18.0
3. Yes, I take them now	3.3	3.5	3.2	4.8	1.0	3.3	4.6	3.2	2.3	3.2	3.9	2.2	3.5	3.9	6.3	11.2
<i>Item 31460 Subject A01j</i>	<i>N 4397</i>	<i>2058</i>	<i>2188</i>	<i>2540</i>	<i>549</i>	<i>694</i>	<i>1074</i>	<i>1591</i>	<i>1039</i>	<i>3605</i>	<i>692</i>	<i>2164</i>	<i>1106</i>	<i>414</i>	<i>575</i>	<i>67</i>



## DESCRIPTIVE RESULTS: 2011

45

QUESTIONNAIRE FORM 1-6 2011	TOTAL	SEX		RACE		REGION				COLLEGE PLANS?		ILLICIT DRUG USE: LIFETIME				
		M	F	White	Black	NE	NC	S	W	Yes	No	None	Mari- juana Only	Few Pills	More Pills	Any Her- oin
<i>N (Weighted No. of Cases):</i>	14855	6965	6870	8249	1876	2617	3461	5407	3370	11459	2190	7102	3587	1314	1991	203
<i>% of Weighted Total:</i>	100.0	46.9	46.2	55.5	12.6	17.6	23.3	36.4	22.7	77.1	14.7	47.8	24.1	8.8	13.4	1.4
<b>B23:</b> (FORMS 4[Q.D11] AND 5[Q.D06]) Have you ever taken a <b>non</b> -stimulant-type prescription drug under a doctor's supervision for these conditions (like Strattera, Wellbutrin, Provigil, Tenex, or Tofranil)?																
1. No	88.3	87.7	88.9	87.7	87.9	88.8	89.3	87.2	88.4	88.8	86.2	90.5	90.3	87.3	79.4	62.5
2. Yes, in the past, but not now	3.7	4.3	3.1	4.0	3.1	2.4	3.3	4.2	4.2	3.5	4.4	2.4	2.9	5.1	8.1	15.1
3. Yes, I take them now	1.8	1.6	1.7	2.1	1.6	2.6	1.4	2.1	1.0	1.4	3.1	0.8	1.4	2.3	4.0	8.3
8. Don't know	6.3	6.3	6.3	6.1	7.5	6.2	5.9	6.5	6.4	6.3	6.2	6.3	5.4	5.3	8.4	14.1
<i>Item 31490 Subject A01j</i>	<i>N</i> 4354	2050	2155	2505	543	684	1066	1577	1028	3571	686	2153	1094	407	566	64



QUESTIONNAIRE FORM 1 2011	TOTAL	SEX		RACE		REGION				COLLEGE PLANS?		ILLCIT DRUG USE: LIFETIME				
		M	F	White	Black	NE	NC	S	W	Yes	No	None	Mari- juana Only	Few Pills	More Pills	Any Her- oin
<i>N (Weighted No. of Cases):</i>	2476	1122	1139	1345	300	432	579	898	567	1875	304	1144	637	205	320	28
<i>% of Weighted Total:</i>	100.0	45.3	46.0	54.3	12.1	17.4	23.4	36.3	22.9	75.7	12.3	46.2	25.7	8.3	12.9	1.1
<b>A001:</b> Taking all things together, how would you say things are these days—would you say you're very happy, pretty happy, or not too happy these days?																
3. Very happy	23.5	24.5	23.3	27.3	21.1	24.6	21.5	24.2	23.7	24.4	21.9	26.0	22.3	20.4	22.5	22.0
2. Pretty happy	62.3	60.3	63.7	60.8	59.0	62.6	64.7	59.7	63.8	62.1	62.3	61.6	63.3	64.1	60.6	52.3
1. Not too happy	14.2	15.3	13.0	11.8	19.9	12.8	13.8	16.1	12.6	13.5	15.8	12.4	14.4	15.6	16.9	25.8
<i>Item 1190 Subject P01, Q01</i>	<i>N</i> 2449	1110	1136	1334	298	430	569	889	561	1866	300	1140	633	204	320	28
<b>A002:</b> How much do you agree or disagree with each of the following statements?																
<b>A002A:</b> The nation needs much more long-range planning and coordination to be prepared for the future																
1. Disagree	1.9	1.9	1.2	1.5	1.3	2.0	2.2	2.2	1.1	1.3	3.4	1.7	0.5	2.0	1.6	-
2. Mostly disagree	3.0	4.2	2.2	3.1	3.9	1.4	4.0	2.7	3.6	3.0	4.6	2.9	2.4	2.6	3.9	5.7
3. Neither	16.6	16.7	16.3	17.7	13.7	20.8	18.1	14.9	14.6	16.1	18.5	15.3	18.3	14.6	20.0	11.2
4. Mostly agree	40.6	39.8	41.4	43.6	30.9	41.8	43.2	38.4	40.4	41.1	38.7	42.2	42.8	34.4	38.0	43.7
5. Agree	37.9	37.4	38.9	34.1	50.2	34.1	32.5	41.8	40.3	38.5	34.8	37.8	35.9	46.5	36.5	39.4
<i>Item 1200 Subject I01</i>	<i>N</i> 2452	1116	1128	1340	297	430	572	893	556	1862	303	1135	635	203	316	28
<b>A002B:</b> I enjoy the fast pace and changes of today's world																
1. Disagree	8.3	7.7	7.2	6.9	10.6	7.4	8.9	10.0	5.9	6.7	13.1	7.7	7.7	8.0	7.8	22.0
2. Mostly disagree	15.7	14.9	16.8	17.8	9.8	14.6	14.0	16.1	17.6	14.5	25.1	15.3	14.9	15.1	20.3	25.9
3. Neither	29.4	28.6	30.9	29.4	31.1	30.1	30.1	28.4	29.7	30.7	21.4	29.9	31.5	27.0	27.4	20.4
4. Mostly agree	33.7	33.8	35.2	34.3	31.3	34.9	36.4	31.4	33.8	35.7	28.8	34.2	33.4	36.0	32.6	21.5
5. Agree	12.8	15.1	10.0	11.6	17.2	13.1	10.5	14.1	13.0	12.5	11.6	12.9	12.6	13.9	12.0	10.2
<i>Item 1210 Subject I03, Q02</i>	<i>N</i> 2446	1113	1130	1335	297	429	574	885	558	1859	302	1136	636	203	314	28
<b>A002C:</b> Things change too quickly in today's world																
1. Disagree	9.0	10.5	7.5	8.6	13.4	8.5	7.2	11.3	7.5	9.1	7.4	8.6	8.8	7.6	10.9	5.4
2. Mostly disagree	19.0	22.7	16.1	21.6	16.8	17.8	25.4	15.6	18.7	19.8	18.9	18.2	21.8	26.8	17.1	9.9
3. Neither	26.6	26.8	26.7	27.4	22.8	28.3	29.6	24.4	25.8	27.8	18.7	27.8	27.1	21.1	25.4	27.1
4. Mostly agree	27.5	24.1	31.7	28.2	26.3	26.5	23.3	27.9	32.1	28.4	27.5	28.2	26.9	24.2	28.6	14.2
5. Agree	17.9	15.9	18.0	14.2	20.9	18.9	14.4	20.9	15.9	14.9	27.4	17.2	15.4	20.3	18.0	43.4
<i>Item 1220 Subject I03, Q02</i>	<i>N</i> 2443	1112	1127	1334	296	429	573	887	555	1859	301	1135	631	203	314	28
<b>A002D:</b> I think the times ahead for me will be tougher and less fun than things are now																
1. Disagree	15.0	16.7	12.7	14.4	18.4	14.7	15.0	15.6	14.1	15.2	14.0	15.5	16.3	12.7	9.7	11.9
2. Mostly disagree	18.6	17.4	19.8	20.1	15.0	20.6	18.5	17.4	19.0	19.6	12.3	19.8	16.2	22.6	15.6	13.3
3. Neither	21.1	20.2	22.2	21.7	17.4	22.9	23.5	20.2	18.6	21.6	19.5	23.9	20.1	13.4	19.6	25.4
4. Mostly agree	22.3	23.1	22.4	22.2	23.8	21.3	24.4	20.9	23.0	23.3	20.4	22.3	21.8	18.5	26.6	31.6
5. Agree	23.1	22.7	22.9	21.6	25.3	20.6	18.7	25.9	25.2	20.4	33.8	18.5	25.7	32.8	28.5	17.8
<i>Item 1230 Subject I01, J</i>	<i>N</i> 2435	1109	1126	1333	297	426	574	882	554	1858	298	1132	631	202	312	28
<b>A003:</b> Of all the time you spend with other people, about how much is spent with people over 30?																
1. Very little	26.7	26.3	24.0	22.6	35.2	26.6	24.9	29.0	25.1	25.8	24.9	24.0	30.7	23.5	26.2	26.1
2. Some	40.2	42.1	40.6	44.8	28.2	45.6	41.5	35.7	42.0	42.0	37.2	39.2	38.8	48.1	42.1	45.5
3. About half	23.8	23.8	24.9	24.3	23.5	20.5	25.2	24.4	23.9	23.2	27.4	26.8	21.4	20.6	23.9	8.8
4. Most	8.0	6.6	9.3	7.5	8.2	6.5	7.2	9.0	8.1	7.8	8.7	8.7	6.7	7.7	7.3	16.9
5. Nearly all	1.4	1.3	1.3	0.9	4.9	0.8	1.3	2.0	1.0	1.2	1.8	1.3	2.5	-	0.5	2.7
<i>Item 1240 Subject M02</i>	<i>N</i> 2466	1122	1139	1345	300	432	576	894	564	1875	304	1142	637	205	320	28



# DESCRIPTIVE RESULTS: 2011

47

QUESTIONNAIRE FORM 1 2011	TOTAL	SEX		RACE		REGION				COLLEGE PLANS?		ILLICIT DRUG USE: LIFETIME				
		M	F	White	Black	NE	NC	S	W	Yes	No	None	Mari- juana Only	Few Pills	More Pills	Any Her- oin
<i>N (Weighted No. of Cases):</i>	2476	1122	1139	1345	300	432	579	898	567	1875	304	1144	637	205	320	28
<i>% of Weighted Total:</i>	100.0	45.3	46.0	54.3	12.1	17.4	23.4	36.3	22.9	75.7	12.3	46.2	25.7	8.3	12.9	1.1
<b>A004:</b> Would you like to spend more time, or less time, with people over 30 if you could?																
1. Much less time	7.9	6.7	7.6	5.7	14.4	7.7	6.7	10.4	5.3	7.2	7.1	7.5	7.5	3.6	7.2	23.2
2. Somewhat less time	11.8	11.1	12.8	11.1	14.8	13.3	11.5	11.5	11.5	11.7	14.4	11.3	12.7	15.6	9.2	14.5
3. About the same as now	63.8	64.5	64.9	69.1	51.0	64.9	64.4	61.9	65.6	65.5	60.1	66.0	65.0	61.3	63.7	50.0
4. Somewhat more time	13.3	14.7	11.9	12.0	14.9	10.9	14.9	12.4	15.1	12.6	15.5	12.3	12.6	17.7	15.5	7.2
5. Much more time	3.1	3.0	2.8	2.1	5.0	3.2	2.4	3.8	2.6	3.0	2.8	2.9	2.2	1.8	4.3	5.1
<i>Item 1250 Subject M02</i>	<i>N</i> 2464	1120	1138	1344	298	432	573	895	564	1873	304	1144	635	205	320	28
<b>A005:</b> Would you like to spend more time, or less time, working with or helping younger children?																
1. Much less time	10.6	13.7	7.2	10.0	13.4	8.4	12.0	11.7	9.2	9.1	18.6	7.5	11.1	14.8	16.9	19.4
2. Somewhat less time	7.5	10.4	4.2	8.5	3.4	10.4	7.7	6.2	7.1	7.1	10.2	7.8	5.1	10.2	9.9	4.6
3. About the same as now	34.4	43.1	26.7	36.7	29.3	35.9	37.7	33.6	31.4	34.2	36.3	35.6	33.2	31.2	33.8	41.9
4. Somewhat more time	30.5	26.4	34.8	30.7	33.1	31.2	27.8	30.3	33.2	31.4	25.3	31.0	32.7	32.1	24.6	34.0
5. Much more time	16.9	6.4	27.2	14.1	20.8	14.0	14.8	18.2	19.1	18.3	9.7	18.2	17.9	11.5	14.9	-
<i>Item 1260 Subject M02</i>	<i>N</i> 2461	1117	1139	1344	298	432	574	895	561	1870	304	1143	634	204	320	28
<b>A006:</b> The next questions ask how satisfied or dissatisfied you are with several aspects of your life. For each question, mark the circle that shows best how you feel. If you are neutral about something, or are just as satisfied as you are dissatisfied, mark the middle answer.																
How satisfied are you with . . .																
<b>A006A:</b> Your job? (If you have no job, leave blank)																
7. Completely satisfied	20.0	18.7	20.5	18.9	29.2	18.8	16.6	24.1	18.2	18.7	22.4	22.4	21.3	15.5	15.2	35.0
6.	21.9	21.8	22.7	24.4	13.9	27.2	23.6	17.4	22.0	23.6	17.0	22.2	22.5	14.7	25.0	12.9
5.	18.5	22.6	15.9	21.7	9.1	17.0	22.3	15.5	20.4	19.3	21.1	17.3	19.1	22.4	20.3	19.9
4. Neutral	23.4	22.5	23.9	19.0	31.6	18.5	23.4	26.3	23.6	22.8	26.7	23.6	19.1	27.0	26.3	7.9
3.	8.1	7.5	9.1	8.3	8.4	8.8	7.6	7.6	9.0	8.1	5.2	6.3	8.9	15.7	6.6	18.0
2.	3.8	3.4	3.9	4.1	3.0	3.8	3.0	4.0	4.6	3.7	2.0	3.6	3.3	2.8	4.0	6.3
1. Completely dissatisfied	4.4	3.5	3.9	3.5	4.8	6.0	3.5	5.1	2.2	3.8	5.6	4.5	5.9	2.0	2.5	-
<i>Item 1270 Subject C01, P02</i>	<i>N</i> 1291	588	593	789	140	266	351	456	218	979	160	577	332	111	184	17
<b>A006B:</b> The neighborhood where you live?																
7. Completely satisfied	31.5	32.6	30.9	35.0	26.2	30.2	30.9	33.5	29.9	32.2	26.5	34.1	31.9	28.7	28.2	36.4
6.	21.7	22.3	22.2	24.2	16.6	26.4	22.9	19.2	21.0	23.8	15.2	24.0	20.1	23.3	19.4	-
5.	14.0	12.8	15.3	13.9	13.2	15.8	14.4	12.3	15.0	14.1	14.0	14.0	14.0	13.0	14.0	22.9
4. Neutral	17.9	18.2	16.7	14.5	25.8	12.0	18.4	21.4	16.5	16.4	24.0	15.7	19.1	20.1	20.0	26.4
3.	6.5	6.0	6.8	6.1	5.9	7.4	5.8	5.8	7.6	6.1	8.8	6.0	6.4	7.1	5.9	6.9
2.	3.9	3.6	4.6	3.6	4.4	3.2	3.8	3.4	5.4	3.9	5.5	3.4	4.2	4.6	5.1	-
1. Completely dissatisfied	4.4	4.5	3.5	2.7	7.9	5.0	3.8	4.5	4.6	3.5	6.0	2.9	4.3	3.1	7.3	7.3
<i>Item 1280 Subject P02</i>	<i>N</i> 2461	1119	1137	1344	298	431	576	893	562	1870	304	1142	635	205	319	28
<b>A006C:</b> Your personal safety in your neighborhood, on your job, and in your school—safety from being attacked and injured in some way?																
7. Completely satisfied	39.9	42.0	38.4	46.2	35.1	41.4	39.1	40.8	38.3	42.0	30.3	42.5	40.2	40.1	39.4	10.8
6.	23.1	25.9	21.8	25.5	17.6	24.4	27.1	20.3	22.4	24.3	21.1	23.1	24.4	24.0	23.9	16.6
5.	12.3	9.4	15.0	11.6	12.9	15.9	14.2	10.4	10.5	12.0	14.8	12.2	12.1	12.0	11.2	8.6
4. Neutral	14.4	14.2	13.4	8.9	19.0	9.7	11.7	17.3	16.0	11.8	22.5	12.4	14.9	15.4	12.3	45.2
3.	4.7	3.8	6.0	3.6	7.5	3.4	3.6	5.1	6.4	4.7	6.9	6.0	3.0	4.2	3.9	3.9
2.	3.2	2.6	3.6	2.5	3.7	3.0	2.4	3.2	4.2	3.5	1.1	2.3	3.9	2.5	4.5	4.6
1. Completely dissatisfied	2.4	2.1	1.8	1.7	4.1	2.3	1.9	2.9	2.2	1.7	3.2	1.5	1.5	1.8	4.8	10.3
<i>Item 1290 Subject P02</i>	<i>N</i> 2456	1118	1134	1339	298	427	575	891	562	1867	303	1138	636	205	319	28



QUESTIONNAIRE FORM 1 2011	TOTAL	SEX		RACE		REGION				COLLEGE PLANS?		ILLICIT DRUG USE: LIFETIME				
		M	F	White	Black	NE	NC	S	W	Yes	No	None	Mari- juana Only	Few Pills	More Pills	Any Her- oin
<i>N (Weighted No. of Cases):</i>	2476	1122	1139	1345	300	432	579	898	567	1875	304	1144	637	205	320	28
<i>% of Weighted Total:</i>	100.0	45.3	46.0	54.3	12.1	17.4	23.4	36.3	22.9	75.7	12.3	46.2	25.7	8.3	12.9	1.1
<b>A006D:</b> The safety of things you own from being stolen or destroyed in your neighborhood, on your job, and in your school?																
7. Completely satisfied	23.4	25.0	21.5	26.3	21.5	24.4	23.6	24.5	20.5	24.0	19.8	25.2	23.6	18.3	22.2	9.4
6.	24.1	26.1	24.0	27.5	19.2	27.1	28.4	21.3	22.0	26.4	17.8	26.2	21.5	27.1	24.4	8.0
5.	16.0	15.9	16.7	16.9	13.1	19.2	17.0	13.5	16.4	16.4	15.4	16.1	17.4	16.5	13.6	17.6
4. Neutral	16.1	15.9	15.3	12.1	20.9	13.5	13.2	17.9	17.9	13.7	24.8	14.3	18.0	16.6	15.0	29.7
3.	9.2	7.9	10.7	9.1	8.3	6.7	7.6	10.3	10.8	9.5	7.5	8.3	9.6	9.9	9.8	12.7
2.	6.1	5.1	6.5	4.7	8.7	5.4	5.6	6.0	7.4	5.6	8.4	6.1	4.7	8.7	7.0	14.2
1. Completely dissatisfied	5.2	4.2	5.3	3.4	8.3	3.6	4.5	6.5	5.1	4.5	6.2	3.8	5.3	2.9	8.1	8.5
<i>Item 1300 Subject P02</i>	<i>N</i> 2450	1117	1134	1342	296	430	573	885	562	1868	302	1140	634	205	319	28
<b>A006E:</b> Your educational experiences?																
7. Completely satisfied	19.9	21.4	18.5	19.1	22.5	20.2	21.5	19.7	18.2	20.8	14.2	23.0	18.8	18.0	15.2	6.8
6.	29.3	28.0	32.0	32.6	26.0	30.2	26.5	28.4	32.7	31.0	24.9	31.7	28.6	30.5	26.9	9.8
5.	21.5	22.4	21.5	22.5	16.4	23.6	22.6	21.0	19.6	21.9	22.4	19.8	24.2	23.1	22.2	21.2
4. Neutral	16.6	14.9	16.8	13.2	23.0	13.0	16.9	19.5	14.5	13.9	26.2	16.3	14.9	15.2	17.6	35.4
3.	6.0	5.9	6.1	6.6	4.2	5.4	6.5	5.1	7.4	6.3	3.8	4.7	8.0	4.9	6.1	9.1
2.	3.9	4.3	3.2	3.1	6.2	4.4	3.0	3.6	4.8	3.7	4.2	2.7	3.4	6.2	7.0	7.1
1. Completely dissatisfied	2.9	3.0	1.9	2.9	1.8	3.2	3.0	2.7	2.7	2.4	4.2	1.8	2.2	2.1	5.0	10.6
<i>Item 1310 Subject B01, P02</i>	<i>N</i> 2452	1119	1132	1339	298	430	575	890	557	1864	303	1140	635	204	315	28
<b>A006F:</b> Your friends and other people you spend time with?																
7. Completely satisfied	44.9	47.1	43.4	46.0	45.4	42.3	44.7	45.4	46.4	45.5	43.5	46.9	45.6	42.6	41.1	36.5
6.	27.7	29.1	27.6	30.1	22.9	26.7	30.7	25.9	28.3	28.4	28.9	27.6	30.3	32.6	23.9	23.5
5.	12.8	11.5	14.3	13.5	13.3	14.4	12.8	13.0	11.2	13.0	12.8	12.4	11.9	13.7	15.1	4.2
4. Neutral	8.7	7.7	7.9	5.4	13.6	10.4	7.4	10.1	6.6	7.5	9.5	8.0	7.1	5.8	11.8	25.7
3.	3.3	2.7	3.7	2.8	1.4	4.6	1.9	2.9	4.2	3.3	2.5	2.9	3.3	3.9	3.6	6.2
2.	1.6	0.6	2.4	1.4	1.1	1.4	1.6	1.4	2.0	1.3	1.9	1.3	1.5	0.7	3.5	-
1. Completely dissatisfied	1.0	1.3	0.6	0.9	2.2	0.2	0.8	1.3	1.3	1.0	0.9	1.0	0.4	0.7	1.0	3.9
<i>Item 1320 Subject M04, P02</i>	<i>N</i> 2450	1113	1134	1338	295	427	575	887	561	1863	303	1138	633	203	317	28
<b>A006G:</b> The way you get along with your parents?																
7. Completely satisfied	28.9	29.5	27.4	28.9	31.5	26.1	25.1	32.9	28.4	29.5	24.2	33.2	26.7	26.0	20.8	3.0
6.	25.1	26.7	24.2	28.5	14.8	26.7	26.5	23.0	25.9	25.5	25.7	28.2	25.8	19.6	20.9	12.3
5.	15.6	16.3	14.8	16.1	15.6	17.4	19.5	13.1	14.2	16.1	14.9	14.8	16.0	17.3	18.7	7.5
4. Neutral	14.5	13.7	14.8	12.8	13.8	14.6	14.4	14.3	14.7	12.7	21.6	11.6	14.0	16.7	20.3	40.1
3.	6.6	6.0	7.6	5.6	10.4	7.0	7.4	5.8	6.8	7.0	4.3	6.1	7.2	5.1	8.5	17.4
2.	4.1	3.2	5.6	4.4	4.0	3.2	4.0	3.8	5.5	4.5	3.6	2.3	5.0	8.0	5.2	13.0
1. Completely dissatisfied	5.2	4.5	5.5	3.7	9.9	5.0	3.0	7.1	4.5	4.7	5.6	3.9	5.4	7.2	5.6	6.6
<i>Item 1330 Subject M03, P02</i>	<i>N</i> 2455	1117	1136	1340	298	430	574	889	562	1868	304	1140	636	205	319	28
<b>A006H:</b> Yourself?																
7. Completely satisfied	34.2	37.4	28.7	30.6	49.8	31.9	28.8	40.5	31.5	32.1	36.4	36.6	32.8	27.9	30.6	28.6
6.	24.2	24.7	25.0	27.4	15.3	26.2	26.5	21.8	24.3	25.4	20.0	26.1	25.2	23.5	20.5	8.7
5.	14.4	14.8	15.4	17.5	6.0	16.9	15.8	12.4	14.3	15.5	12.2	14.0	15.1	17.3	16.7	1.7
4. Neutral	15.6	14.1	16.8	12.8	20.9	15.2	16.2	15.7	15.2	15.6	17.6	14.5	14.6	14.6	18.7	33.8
3.	5.1	3.6	7.0	5.3	3.1	4.7	6.5	3.9	6.1	5.3	4.8	4.1	5.1	8.6	6.1	15.4
2.	3.4	2.9	4.5	4.3	1.2	3.2	3.4	2.3	5.4	3.7	4.0	2.6	4.6	6.8	2.3	4.5
1. Completely dissatisfied	3.0	2.5	2.7	2.2	3.7	1.9	2.8	3.5	3.3	2.4	5.0	2.1	2.6	1.3	5.0	7.3
<i>Item 1340 Subject P01, Q01</i>	<i>N</i> 2451	1117	1135	1342	296	428	572	889	562	1867	302	1139	634	203	319	28
<b>A006I:</b> Your standard of living—the things you have like housing, car, furniture, recreation, and the like?																
7. Completely satisfied	36.8	38.9	35.1	41.0	32.9	34.7	33.0	39.7	37.5	38.0	31.4	41.0	33.8	32.2	35.7	28.5
6.	26.3	26.2	27.1	27.7	19.8	29.6	29.6	21.9	27.3	27.4	21.5	27.7	25.1	29.9	24.2	22.4
5.	15.3	15.5	14.9	13.5	20.8	14.2	18.8	15.0	13.2	15.0	17.9	13.4	17.7	16.4	15.1	23.3
4. Neutral	11.6	11.0	11.3	9.0	13.5	12.0	9.9	13.0	10.6	10.1	15.3	9.9	12.1	11.0	12.5	11.6
3.	5.5	4.7	6.7	5.2	5.4	5.7	6.0	4.9	5.7	5.4	7.4	4.7	7.0	4.5	7.2	7.0
2.	2.1	1.2	2.4	1.8	2.3	2.9	0.9	2.1	2.5	1.8	1.9	1.5	2.6	2.2	2.1	-
1. Completely dissatisfied	2.5	2.6	2.4	1.8	5.2	0.9	1.8	3.3	3.2	2.3	4.7	1.8	1.7	3.8	3.2	7.3
<i>Item 1350 Subject F01, P02</i>	<i>N</i> 2457	1118	1136	1342	298	432	574	890	561	1869	303	1141	636	205	319	28



## DESCRIPTIVE RESULTS: 2011

49

QUESTIONNAIRE FORM 1 2011	TOTAL	SEX		RACE		REGION				COLLEGE PLANS?		ILLICIT DRUG USE: LIFETIME				
		M	F	White	Black	NE	NC	S	W	Yes	No	None	Mari- juana Only	Few Pills	More Pills	Any Her- oin
<i>N (Weighted No. of Cases):</i>	2476	1122	1139	1345	300	432	579	898	567	1875	304	1144	637	205	320	28
<i>% of Weighted Total:</i>	100.0	45.3	46.0	54.3	12.1	17.4	23.4	36.3	22.9	75.7	12.3	46.2	25.7	8.3	12.9	1.1
<b>A006J:</b> The amount of time you have for doing things you want to do?																
7. Completely satisfied	17.9	20.8	14.6	19.4	20.3	18.9	17.8	20.3	13.6	17.5	17.6	19.7	16.9	14.8	16.8	10.1
6.	20.4	22.2	19.7	23.1	14.0	19.6	23.5	18.1	21.6	20.5	20.4	19.9	20.4	25.2	20.5	21.3
5.	19.7	20.0	19.7	20.3	18.3	22.9	18.9	18.5	19.9	20.3	18.1	21.5	19.9	17.0	17.4	10.5
4. Neutral	16.3	14.6	16.6	14.9	19.4	14.8	16.5	16.3	17.0	15.2	19.3	16.5	17.0	13.0	14.3	18.3
3.	12.7	10.4	14.8	11.3	12.0	13.0	9.9	12.9	15.0	13.4	8.6	11.7	13.0	16.8	13.3	3.2
2.	7.4	5.9	9.5	6.5	6.2	5.2	8.0	7.7	8.0	8.0	7.3	6.5	6.9	8.8	8.9	21.3
1. Completely dissatisfied	5.6	6.0	5.1	4.4	9.7	5.6	5.4	6.2	5.0	5.0	8.8	4.1	5.7	4.6	8.7	15.2
<i>Item 1360 Subject P02</i>	<i>N</i> 2455	<i>1117</i>	<i>1137</i>	<i>1343</i>	<i>296</i>	<i>432</i>	<i>572</i>	<i>889</i>	<i>562</i>	<i>1869</i>	<i>302</i>	<i>1141</i>	<i>634</i>	<i>204</i>	<i>319</i>	<i>28</i>
<b>A006K:</b> The way you spend your leisure time—recreation, relaxation, and so on?																
7. Completely satisfied	26.1	30.4	21.7	28.1	25.8	27.0	24.5	27.7	24.5	25.9	24.6	25.5	26.8	27.4	27.8	24.3
6.	24.2	25.5	23.9	28.0	18.0	23.7	27.1	22.7	23.9	25.1	23.1	25.4	24.1	21.2	23.4	28.9
5.	19.8	20.0	20.7	20.5	19.0	23.6	20.2	17.4	20.2	20.0	19.9	22.2	18.0	24.1	15.1	-
4. Neutral	16.2	14.1	16.9	12.5	18.0	14.0	15.7	16.2	18.4	15.0	18.3	14.3	17.4	14.0	18.7	27.9
3.	7.2	4.9	9.4	5.8	9.6	7.1	7.8	7.1	6.8	7.4	6.2	6.3	8.1	8.4	8.0	-
2.	3.4	2.1	4.5	2.9	3.4	2.3	2.1	4.4	3.9	3.5	4.0	3.6	2.8	2.0	3.8	5.4
1. Completely dissatisfied	3.2	3.1	2.9	2.1	6.1	2.4	2.6	4.4	2.3	3.1	3.9	2.7	2.9	3.1	3.1	13.4
<i>Item 1370 Subject C08, P02</i>	<i>N</i> 2452	<i>1116</i>	<i>1136</i>	<i>1343</i>	<i>298</i>	<i>431</i>	<i>573</i>	<i>886</i>	<i>562</i>	<i>1865</i>	<i>304</i>	<i>1142</i>	<i>632</i>	<i>205</i>	<i>317</i>	<i>28</i>
<b>A006L:</b> Your life as a whole these days?																
7. Completely satisfied	20.6	22.4	17.3	19.4	24.1	16.5	17.7	25.2	19.5	20.6	16.7	23.2	21.0	13.1	15.0	19.4
6.	29.5	30.8	29.2	34.2	21.4	32.9	31.2	27.4	28.4	31.3	24.4	30.7	28.0	37.4	29.2	11.7
5.	18.8	19.2	19.1	20.3	18.7	21.2	21.8	15.8	18.6	18.3	22.1	18.8	19.2	16.8	20.1	12.6
4. Neutral	18.1	15.9	19.9	15.0	19.4	16.8	17.4	18.0	20.2	17.1	20.2	15.6	19.4	17.1	22.4	30.6
3.	7.1	5.7	8.9	6.0	8.5	7.4	7.2	6.8	7.5	7.4	8.6	7.0	6.3	7.5	8.8	7.8
2.	3.0	3.0	3.1	2.5	4.5	3.3	2.0	3.1	3.4	2.9	2.9	2.5	3.1	5.4	1.3	12.3
1. Completely dissatisfied	2.8	3.0	2.5	2.6	3.4	1.9	2.6	3.7	2.3	2.4	5.2	2.1	3.1	2.6	3.2	5.6
<i>Item 1380 Subject P01</i>	<i>N</i> 2451	<i>1115</i>	<i>1133</i>	<i>1338</i>	<i>297</i>	<i>432</i>	<i>573</i>	<i>889</i>	<i>558</i>	<i>1864</i>	<i>303</i>	<i>1140</i>	<i>634</i>	<i>205</i>	<i>316</i>	<i>28</i>
<b>A006M:</b> The way our national government is operating?																
7. Completely satisfied	1.7	2.0	1.0	1.2	3.4	1.7	1.5	2.7	0.6	1.3	2.3	1.9	1.3	0.4	1.7	9.3
6.	3.8	4.0	2.8	2.9	6.5	4.0	3.2	4.4	3.1	3.3	3.5	3.9	3.1	5.9	1.9	-
5.	10.8	11.9	10.1	10.9	11.0	9.5	11.0	10.5	12.2	11.1	11.1	12.7	11.0	6.7	7.8	1.7
4. Neutral	33.2	29.8	35.7	30.9	34.5	36.3	33.3	31.9	32.9	32.6	32.2	34.4	32.7	30.1	31.2	20.9
3.	18.0	16.8	20.2	18.9	16.9	18.1	20.7	15.7	19.0	19.2	14.9	19.6	19.5	17.7	12.1	22.7
2.	14.4	13.5	16.2	15.8	8.9	16.6	12.8	14.4	14.2	15.4	12.0	14.1	14.4	13.6	18.6	2.5
1. Completely dissatisfied	18.0	22.0	14.0	19.3	18.8	13.9	17.5	20.3	18.0	17.1	24.0	13.3	18.1	25.6	26.7	42.8
<i>Item 1390 Subject H02, K02</i>	<i>N</i> 2450	<i>1119</i>	<i>1132</i>	<i>1340</i>	<i>298</i>	<i>431</i>	<i>575</i>	<i>886</i>	<i>559</i>	<i>1863</i>	<i>304</i>	<i>1140</i>	<i>634</i>	<i>205</i>	<i>317</i>	<i>28</i>
<b>A006N:</b> The amount of fun you are having?																
7. Completely satisfied	21.0	24.3	16.7	21.0	24.5	20.6	20.3	23.3	18.5	20.7	20.0	21.7	22.1	17.8	19.7	17.3
6.	24.9	26.4	24.6	29.2	18.1	24.6	24.8	23.6	27.2	26.0	23.0	27.6	24.0	25.6	20.1	10.5
5.	21.3	21.1	23.2	22.2	18.6	25.3	25.2	18.3	18.9	22.0	19.1	20.7	22.7	23.9	22.0	12.5
4. Neutral	16.6	15.7	16.0	13.2	20.6	14.6	15.5	18.2	16.8	15.2	19.7	15.4	15.9	17.2	19.4	34.5
3.	7.8	5.6	10.3	7.1	8.0	9.0	7.3	6.8	8.7	7.6	9.8	7.1	8.1	6.2	9.3	4.6
2.	4.3	2.8	5.3	3.7	3.8	3.5	3.8	4.2	5.6	4.1	5.4	4.1	3.9	4.1	3.3	2.2
1. Completely dissatisfied	4.1	4.2	3.9	3.5	6.3	2.4	3.1	5.6	4.3	4.4	3.0	3.2	3.2	5.1	6.2	18.2
<i>Item 1400 Subject P02, Q01</i>	<i>N</i> 2457	<i>1118</i>	<i>1137</i>	<i>1343</i>	<i>298</i>	<i>432</i>	<i>576</i>	<i>888</i>	<i>562</i>	<i>1868</i>	<i>304</i>	<i>1143</i>	<i>634</i>	<i>205</i>	<i>319</i>	<i>28</i>
<b>A007:</b> How important is each of the following to you in your life?																
<b>A007A:</b> Being successful in my line of work																
1. Not important	1.3	1.8	0.5	1.0	1.7	1.5	1.8	1.2	0.6	0.9	3.0	0.8	0.6	1.7	1.8	7.2
2. Somewhat important	5.7	6.4	5.3	7.0	3.4	7.6	7.1	3.7	6.0	5.2	10.3	4.8	5.4	8.2	6.4	7.7
3. Quite important	25.4	28.1	22.4	26.7	14.8	24.8	28.5	22.3	27.6	24.2	31.0	24.9	25.7	30.2	23.9	28.4
4. Extremely important	67.6	63.7	71.9	65.3	80.0	66.1	62.6	72.7	65.8	69.7	55.7	69.5	68.3	60.0	67.9	56.8
<i>Item 1410 Subject C06, Q07</i>	<i>N</i> 2420	<i>1106</i>	<i>1113</i>	<i>1325</i>	<i>292</i>	<i>426</i>	<i>566</i>	<i>876</i>	<i>552</i>	<i>1838</i>	<i>302</i>	<i>1126</i>	<i>628</i>	<i>201</i>	<i>307</i>	<i>28</i>



QUESTIONNAIRE FORM 1 2011	TOTAL	SEX		RACE		REGION				COLLEGE PLANS?		ILLCIT DRUG USE: LIFETIME				
		M	F	White	Black	NE	NC	S	W	Yes	No	None	Mari- juana Only	Few Pills	More Pills	Any Her- oin
<i>N (Weighted No. of Cases):</i>	2476	1122	1139	1345	300	432	579	898	567	1875	304	1144	637	205	320	28
<i>% of Weighted Total:</i>	100.0	45.3	46.0	54.3	12.1	17.4	23.4	36.3	22.9	75.7	12.3	46.2	25.7	8.3	12.9	1.1
<b>A007B:</b> Having a good marriage and family life																
1. Not important	3.4	3.5	2.7	3.1	2.8	3.9	3.2	2.9	4.0	2.5	6.2	2.6	2.2	2.6	6.7	4.4
2. Somewhat important	7.5	8.3	6.3	6.8	8.2	7.1	7.2	9.1	5.9	6.5	10.8	5.2	8.0	8.4	10.8	23.7
3. Quite important	16.2	18.8	13.2	15.3	17.2	15.0	19.3	14.6	16.6	15.7	18.3	14.4	17.3	15.0	18.5	11.2
4. Extremely important	72.9	69.5	77.8	74.8	71.8	74.0	70.4	73.4	73.6	75.2	64.7	77.8	72.5	74.0	64.0	60.8
<i>Item 1420 Subject D03, Q07</i>	<i>N</i> 2421	1104	1112	1324	292	429	565	874	553	1837	302	1125	628	201	309	28
<b>A007C:</b> Having lots of money																
1. Not important	5.8	6.5	5.1	6.7	6.0	6.4	7.6	5.6	3.9	5.2	8.8	5.4	4.7	3.8	7.7	17.2
2. Somewhat important	27.5	26.8	29.2	33.6	14.9	24.5	32.1	23.0	32.1	27.7	28.8	30.1	24.3	35.7	26.9	27.6
3. Quite important	40.0	37.0	44.6	40.2	33.5	41.5	39.3	39.3	40.7	41.9	35.6	42.8	38.7	35.3	40.5	10.7
4. Extremely important	26.7	29.6	21.2	19.5	45.6	27.7	20.9	32.1	23.3	25.3	26.7	21.7	32.3	25.2	24.9	44.4
<i>Item 1430 Subject F01, Q07</i>	<i>N</i> 2415	1101	1111	1324	289	428	561	872	554	1833	302	1121	629	200	309	28
<b>A007D:</b> Having plenty of time for recreation and hobbies																
1. Not important	2.1	1.8	2.2	1.3	3.3	2.4	2.1	2.3	1.4	1.6	4.8	2.0	1.8	2.5	2.9	-
2. Somewhat important	20.2	17.3	22.5	19.8	27.2	16.2	22.8	21.2	19.0	19.0	24.8	20.4	21.5	22.6	17.1	9.6
3. Quite important	46.2	44.1	49.4	48.7	38.5	42.2	50.2	44.0	48.5	47.7	42.5	48.6	42.8	40.9	47.4	36.4
4. Extremely important	31.6	36.7	25.9	30.2	31.1	39.3	24.9	32.4	31.2	31.8	27.9	28.9	33.8	34.1	32.5	54.0
<i>Item 1440 Subject C08, Q07</i>	<i>N</i> 2418	1106	1112	1325	291	428	563	874	554	1837	301	1126	629	201	308	28
<b>A007E:</b> Having strong friendships																
1. Not important	1.9	1.7	1.8	1.0	4.5	1.5	1.4	2.8	1.4	1.5	3.2	1.4	2.7	1.3	1.3	4.2
2. Somewhat important	6.9	6.7	6.4	4.5	13.9	4.7	6.1	8.9	6.2	5.9	8.7	6.0	6.4	6.4	9.1	8.4
3. Quite important	25.6	26.4	23.7	24.7	28.7	24.5	27.0	26.4	23.5	24.1	32.4	25.3	25.5	23.6	26.1	3.9
4. Extremely important	65.6	65.1	68.1	69.7	53.0	69.2	65.4	61.9	68.9	68.4	55.7	67.3	65.4	68.8	63.5	83.5
<i>Item 1450 Subject M04, Q07</i>	<i>N</i> 2421	1104	1113	1325	291	428	563	876	554	1838	302	1127	628	200	309	28
<b>A007F:</b> Being able to find steady work																
1. Not important	1.4	1.5	0.8	1.1	1.1	0.4	1.8	2.1	0.4	0.7	4.3	0.5	1.6	2.4	1.5	7.9
2. Somewhat important	3.5	4.7	2.1	3.6	3.8	3.4	3.9	3.7	2.8	3.2	3.8	3.0	2.7	4.8	5.4	1.0
3. Quite important	22.7	23.7	21.9	23.5	19.0	25.1	25.7	18.9	23.8	21.9	28.8	23.0	21.8	26.8	21.2	19.1
4. Extremely important	72.4	70.0	75.2	71.8	76.2	71.0	68.6	75.2	73.0	74.2	63.2	73.5	74.0	66.0	72.0	72.0
<i>Item 1460 Subject C04, Q07</i>	<i>N</i> 2421	1105	1112	1325	292	429	566	872	554	1837	301	1125	629	201	309	28
<b>A007G:</b> Making a contribution to society																
1. Not important	4.3	5.3	2.6	3.9	5.4	4.4	5.0	5.1	2.0	3.1	7.8	2.9	4.4	4.6	6.7	9.7
2. Somewhat important	27.0	27.3	26.9	28.5	23.0	28.7	31.5	23.9	26.2	25.5	36.6	24.9	29.3	32.1	30.6	18.3
3. Quite important	38.4	37.0	39.5	38.4	32.7	38.1	38.3	38.5	38.4	38.8	36.1	40.5	34.5	40.9	35.5	41.8
4. Extremely important	30.4	30.4	31.0	29.2	38.9	28.8	25.3	32.5	33.3	32.6	19.5	31.7	31.7	22.4	27.2	30.2
<i>Item 1470 Subject O01, Q07</i>	<i>N</i> 2416	1105	1108	1323	292	429	565	869	553	1833	302	1122	629	200	308	28
<b>A007H:</b> Being a leader in my community																
1. Not important	16.9	17.3	15.9	17.5	9.2	19.8	16.8	15.6	16.9	15.2	22.9	16.1	15.1	24.1	19.6	26.2
2. Somewhat important	35.8	36.6	37.0	38.6	25.3	35.9	38.3	33.4	36.9	35.7	41.4	34.1	38.9	35.2	41.4	17.8
3. Quite important	28.2	25.5	30.3	27.4	29.6	28.7	29.0	26.4	29.9	29.0	24.6	27.7	28.0	26.9	27.1	27.3
4. Extremely important	19.1	20.5	16.8	16.4	35.8	15.6	15.9	24.6	16.3	20.2	11.1	22.0	18.0	13.7	11.9	28.7
<i>Item 1480 Subject M05, Q07</i>	<i>N</i> 2416	1104	1109	1321	292	427	563	873	553	1834	299	1123	629	199	308	28
<b>A007I:</b> Being able to give my children better opportunities than I've had																
1. Not important	2.7	2.9	2.0	2.2	2.4	1.1	3.0	3.1	3.0	2.0	5.5	2.0	2.9	2.1	3.0	7.9
2. Somewhat important	5.8	6.2	5.5	6.8	2.9	7.6	6.6	4.8	5.2	6.0	5.8	6.5	5.0	6.6	4.7	7.6
3. Quite important	21.5	24.6	19.7	27.0	12.1	24.8	26.6	17.0	20.7	22.1	21.0	21.9	18.6	26.0	24.9	14.8
4. Extremely important	70.0	66.2	72.9	64.0	82.6	66.5	63.9	75.1	71.1	69.8	67.7	69.5	73.6	65.3	67.4	69.7
<i>Item 1490 Subject Q07</i>	<i>N</i> 2412	1102	1107	1318	292	428	565	871	547	1831	301	1123	625	199	308	28



# DESCRIPTIVE RESULTS: 2011

51

QUESTIONNAIRE FORM 1 2011	TOTAL	SEX		RACE		REGION				COLLEGE PLANS?		ILLCIT DRUG USE: LIFETIME				
		M	F	White	Black	NE	NC	S	W	Yes	No	None	Mari- juana Only	Few Pills	More Pills	Any Her- oin
<i>N (Weighted No. of Cases):</i>	2476	1122	1139	1345	300	432	579	898	567	1875	304	1144	637	205	320	28
<i>% of Weighted Total:</i>	100.0	45.3	46.0	54.3	12.1	17.4	23.4	36.3	22.9	75.7	12.3	46.2	25.7	8.3	12.9	1.1
<b>A007J:</b> Living close to parents and relatives																
1. Not important	15.9	18.6	12.9	15.8	18.7	16.1	16.6	16.3	14.5	15.6	15.9	13.7	15.1	20.1	19.8	28.6
2. Somewhat important	34.6	37.7	33.8	37.0	38.9	32.6	36.0	33.6	36.5	35.7	36.8	31.9	38.0	41.4	38.3	35.3
3. Quite important	30.1	27.4	32.1	28.6	24.8	32.2	30.4	27.9	31.5	29.8	26.7	31.8	29.1	30.3	23.8	16.2
4. Extremely important	19.4	16.3	21.2	18.6	17.6	19.1	16.9	22.2	17.6	18.8	20.6	22.6	17.8	8.2	18.1	20.0
<i>Item 1500 Subject M03, Q07</i>	<i>N 2407</i>	<i>1104</i>	<i>1102</i>	<i>1320</i>	<i>290</i>	<i>429</i>	<i>565</i>	<i>866</i>	<i>547</i>	<i>1826</i>	<i>302</i>	<i>1125</i>	<i>620</i>	<i>196</i>	<i>308</i>	<i>28</i>
<b>A007K:</b> Getting away from this area of the country																
1. Not important	41.2	40.3	42.2	43.4	35.0	39.4	39.4	42.5	42.2	42.3	35.2	45.1	40.1	38.4	35.4	24.1
2. Somewhat important	27.3	29.0	26.1	29.2	19.9	30.5	28.6	25.6	26.3	27.8	27.4	28.6	26.3	21.6	30.7	28.8
3. Quite important	15.4	14.9	15.8	13.2	23.0	14.3	15.9	15.0	16.6	14.7	18.8	12.9	16.2	22.0	14.9	10.4
4. Extremely important	16.1	15.8	15.9	14.2	22.1	15.8	16.1	16.9	14.9	15.2	18.5	13.3	17.4	18.1	19.0	36.7
<i>Item 1510 Subject Q07</i>	<i>N 2423</i>	<i>1105</i>	<i>1114</i>	<i>1326</i>	<i>292</i>	<i>429</i>	<i>566</i>	<i>875</i>	<i>554</i>	<i>1839</i>	<i>302</i>	<i>1127</i>	<i>629</i>	<i>201</i>	<i>308</i>	<i>28</i>
<b>A007L:</b> Working to correct social and economic inequalities																
1. Not important	17.9	18.8	16.4	20.3	10.9	17.7	24.5	15.4	15.1	16.9	22.8	16.2	19.4	20.0	19.5	17.0
2. Somewhat important	38.5	40.1	38.4	41.0	36.8	37.9	36.5	38.5	41.0	39.8	39.1	38.8	39.9	44.5	36.0	14.2
3. Quite important	28.2	26.1	30.3	25.7	34.5	28.8	27.2	28.8	27.8	27.7	28.9	28.7	27.1	24.5	29.3	40.5
4. Extremely important	15.4	14.9	14.9	13.0	17.8	15.7	11.8	17.2	16.1	15.6	9.2	16.3	13.7	11.1	15.1	28.2
<i>Item 1520 Subject N02, O01, Q07</i>	<i>N 2403</i>	<i>1103</i>	<i>1100</i>	<i>1313</i>	<i>291</i>	<i>422</i>	<i>565</i>	<i>866</i>	<i>550</i>	<i>1824</i>	<i>300</i>	<i>1120</i>	<i>629</i>	<i>197</i>	<i>302</i>	<i>28</i>
<b>A007M:</b> Discovering new ways to experience things																
1. Not important	6.1	6.6	5.2	6.8	5.4	5.8	8.9	5.1	4.8	6.1	6.0	5.7	7.4	3.9	4.5	2.0
2. Somewhat important	25.6	24.8	27.8	29.1	23.5	22.9	29.3	23.3	27.4	25.5	30.3	28.9	25.7	20.0	21.8	13.3
3. Quite important	39.2	40.0	38.3	38.0	34.5	40.1	38.7	39.8	37.9	39.3	39.6	39.3	38.3	46.9	36.3	36.8
4. Extremely important	29.2	28.6	28.7	26.1	36.5	31.1	23.2	31.7	29.9	29.2	24.1	26.1	28.5	29.2	37.4	47.9
<i>Item 1530 Subject Q07</i>	<i>N 2415</i>	<i>1103</i>	<i>1110</i>	<i>1324</i>	<i>291</i>	<i>428</i>	<i>566</i>	<i>867</i>	<i>554</i>	<i>1836</i>	<i>301</i>	<i>1125</i>	<i>627</i>	<i>200</i>	<i>309</i>	<i>28</i>
<b>A007N:</b> Finding purpose and meaning in my life																
1. Not important	3.7	5.6	0.7	3.0	3.1	2.7	4.6	4.4	2.6	2.5	6.8	3.5	3.0	3.8	3.1	6.4
2. Somewhat important	7.5	9.1	6.4	9.0	3.6	10.6	8.5	6.4	5.8	6.7	12.9	7.5	8.0	9.1	5.9	13.0
3. Quite important	24.6	27.8	21.8	24.4	18.3	25.9	26.0	23.3	24.4	24.6	26.4	25.7	25.8	20.6	21.6	23.8
4. Extremely important	64.2	57.5	71.0	63.6	75.0	60.9	60.9	65.9	67.2	66.2	53.9	63.3	63.2	66.5	69.4	56.8
<i>Item 1540 Subject Q07</i>	<i>N 2417</i>	<i>1102</i>	<i>1113</i>	<i>1323</i>	<i>291</i>	<i>429</i>	<i>563</i>	<i>871</i>	<i>555</i>	<i>1835</i>	<i>301</i>	<i>1124</i>	<i>627</i>	<i>201</i>	<i>309</i>	<i>28</i>
<b>A008:</b> Generally speaking, would you say that most people can be trusted or that you can't be too careful in dealing with people?																
3. Most people can be trusted	17.6	20.3	16.1	21.5	11.6	13.1	18.9	13.6	25.9	18.5	15.5	20.7	15.2	13.3	15.2	28.4
2. Don't know, undecided	28.3	28.6	28.0	28.1	19.6	34.5	31.3	25.3	24.9	28.5	30.8	30.9	24.4	31.8	24.1	19.5
1. Can't be too careful	54.2	51.0	55.9	50.5	68.8	52.4	49.8	61.2	49.1	53.0	53.7	48.5	60.3	54.9	60.6	52.1
<i>Item 1550 Subject Q05</i>	<i>N 2344</i>	<i>1072</i>	<i>1091</i>	<i>1292</i>	<i>283</i>	<i>419</i>	<i>548</i>	<i>836</i>	<i>541</i>	<i>1799</i>	<i>284</i>	<i>1088</i>	<i>614</i>	<i>197</i>	<i>304</i>	<i>23</i>
<b>A009:</b> Would you say that most of the time people try to be helpful or that they are mostly just looking out for themselves?																
3. Try to be helpful	22.5	23.0	22.9	23.1	26.5	21.2	25.1	21.1	23.2	23.0	24.1	27.2	18.9	18.8	17.2	16.1
2. Don't know, undecided	32.9	32.8	31.8	31.0	28.6	35.6	33.3	31.2	33.0	31.3	35.7	33.2	33.4	30.9	29.6	23.8
1. Just looking out for themselves	44.6	44.2	45.3	45.9	45.0	43.2	41.6	47.7	43.8	45.7	40.2	39.6	47.7	50.4	53.2	60.2
<i>Item 1560 Subject Q05</i>	<i>N 2407</i>	<i>1103</i>	<i>1111</i>	<i>1323</i>	<i>292</i>	<i>426</i>	<i>563</i>	<i>865</i>	<i>553</i>	<i>1834</i>	<i>301</i>	<i>1125</i>	<i>628</i>	<i>201</i>	<i>308</i>	<i>26</i>
<b>A010:</b> Do you think most people would try to take advantage of you if they got a chance or would they try to be fair?																
3. Would try to be fair	18.6	20.1	17.0	20.0	13.6	21.0	20.0	16.9	18.0	18.7	16.1	22.3	14.2	18.0	14.9	17.1
2. Don't know, undecided	35.6	37.7	34.0	38.8	27.1	36.0	37.6	34.7	34.7	35.8	36.9	36.9	34.2	35.5	34.2	23.4
1. Would try to take advantage of you	45.8	42.2	49.0	41.1	59.3	43.0	42.4	48.4	47.3	45.5	47.0	40.8	51.7	46.5	50.9	59.4
<i>Item 1570 Subject Q05</i>	<i>N 2405</i>	<i>1100</i>	<i>1110</i>	<i>1323</i>	<i>290</i>	<i>425</i>	<i>560</i>	<i>867</i>	<i>552</i>	<i>1833</i>	<i>301</i>	<i>1125</i>	<i>625</i>	<i>200</i>	<i>308</i>	<i>26</i>



QUESTIONNAIRE FORM 1 2011	TOTAL	SEX		RACE		REGION				COLLEGE PLANS?		ILLICIT DRUG USE: LIFETIME				
		M	F	White	Black	NE	NC	S	W	Yes	No	None	Mari- juana Only	Few Pills	More Pills	Any Her- oin
<i>N (Weighted No. of Cases):</i>	2476	1122	1139	1345	300	432	579	898	567	1875	304	1144	637	205	320	28
<i>% of Weighted Total:</i>	100.0	45.3	46.0	54.3	12.1	17.4	23.4	36.3	22.9	75.7	12.3	46.2	25.7	8.3	12.9	1.1
<b>A011:</b> These next questions ask your opinions about a number of different topics. How much do you agree or disagree with each statement below?																
<b>A011A:</b> I feel that you can't be a good citizen unless you always obey the law																
1. Disagree	20.2	23.0	16.3	19.2	27.7	18.8	21.3	21.9	17.3	19.0	25.2	12.2	25.3	29.8	31.6	23.4
2. Mostly disagree	20.2	19.6	21.2	21.1	18.2	20.9	22.4	17.6	21.4	20.5	17.5	17.0	23.1	26.5	20.9	23.1
3. Neither	23.6	22.4	24.5	23.1	21.0	28.1	21.4	23.5	22.6	23.6	22.1	22.8	24.5	25.7	25.0	17.9
4. Mostly agree	27.8	26.9	29.6	29.8	21.4	27.2	27.9	26.7	29.7	28.8	25.2	36.4	21.6	16.8	17.0	32.7
5. Agree	8.3	8.0	8.3	6.9	11.7	4.9	7.0	10.3	9.0	8.0	10.0	11.5	5.4	1.3	5.6	2.9
<i>Item 1580 Subject H03</i>	<i>N</i> 2401	1102	1105	1320	290	423	561	866	552	1833	301	1122	627	201	306	26
<b>A011B:</b> I feel good citizens should go along with whatever the government does even if they disagree with it																
1. Disagree	41.1	40.7	41.6	39.8	43.7	38.1	42.1	38.8	46.1	41.4	41.6	33.4	44.6	53.1	55.7	59.5
2. Mostly disagree	27.0	26.2	28.1	28.4	22.7	26.8	26.1	27.9	26.6	27.8	19.8	29.5	26.2	26.0	20.5	25.1
3. Neither	19.6	20.5	18.5	18.9	19.6	20.8	20.7	21.4	14.8	19.3	20.6	22.2	16.9	15.6	15.2	9.5
4. Mostly agree	9.2	9.1	9.1	10.4	7.7	11.8	9.6	7.5	9.3	8.6	13.0	10.6	9.2	4.1	7.5	5.9
5. Agree	3.1	3.4	2.7	2.6	6.3	2.6	1.5	4.5	3.1	2.9	4.9	4.3	3.0	1.2	1.1	-
<i>Item 1590 Subject H03</i>	<i>N</i> 2401	1101	1108	1324	290	426	561	863	550	1834	301	1123	626	201	306	26
<b>A011C:</b> I feel good citizens try to change the government policies they disagree with																
1. Disagree	4.3	3.9	4.2	3.1	8.4	2.8	3.7	6.4	2.9	3.9	3.7	4.7	4.2	1.6	4.0	4.7
2. Mostly disagree	8.1	7.0	8.1	7.3	8.7	9.5	7.3	8.2	7.6	7.4	9.9	7.1	9.0	7.1	8.6	11.1
3. Neither	31.0	28.9	32.8	30.1	35.9	30.0	33.6	32.6	26.5	30.4	36.1	33.3	28.8	21.4	32.3	18.4
4. Mostly agree	32.7	33.1	33.6	34.6	21.8	37.9	32.4	30.3	32.8	33.3	29.9	32.8	35.6	35.3	25.4	32.1
5. Agree	24.0	27.0	21.2	24.9	25.2	19.8	22.9	22.6	30.3	24.9	20.4	22.2	22.4	34.8	29.8	33.6
<i>Item 1600 Subject H03</i>	<i>N</i> 2392	1102	1101	1323	284	424	562	858	548	1826	301	1122	622	201	306	26
<b>A011D:</b> The way people vote has a major impact on how things are run in this country																
1. Disagree	7.6	8.2	6.3	8.0	7.2	9.1	6.0	7.0	9.2	6.6	13.2	5.8	6.3	5.7	15.5	15.6
2. Mostly disagree	9.8	10.9	8.6	10.4	6.0	14.2	9.6	7.6	10.0	9.7	10.0	7.3	12.0	10.8	15.5	4.9
3. Neither	18.6	19.9	17.4	18.7	18.5	22.1	20.0	17.1	16.7	18.1	20.9	17.8	17.9	18.2	19.5	28.3
4. Mostly agree	32.6	30.7	34.3	33.6	25.2	32.0	36.7	29.6	33.4	33.1	29.7	36.4	32.8	25.2	26.5	12.6
5. Agree	31.5	30.3	33.3	29.3	43.2	22.7	27.6	38.7	30.8	32.5	26.2	32.8	31.0	40.1	23.0	38.7
<i>Item 1610 Subject H05, I02</i>	<i>N</i> 2395	1102	1108	1325	288	425	562	856	552	1832	301	1125	626	201	307	26
<b>A011E:</b> People who get together in citizen action groups to influence government policies can have a real effect																
1. Disagree	6.0	6.8	4.5	5.7	8.1	9.2	5.4	5.8	4.2	4.9	11.9	4.6	5.5	4.0	11.5	8.7
2. Mostly disagree	10.2	11.0	9.2	11.0	6.9	10.3	11.4	8.6	11.3	10.0	11.2	9.6	10.8	11.5	9.8	9.0
3. Neither	33.4	33.7	34.1	35.5	30.4	36.5	37.7	32.6	28.0	33.6	34.5	30.8	35.7	32.8	39.2	34.1
4. Mostly agree	33.7	31.9	35.9	33.8	29.9	29.3	33.4	32.9	38.6	34.9	29.4	37.2	32.0	33.4	27.0	36.5
5. Agree	16.8	16.5	16.3	13.9	24.7	14.8	12.2	20.1	17.9	16.7	13.1	17.8	16.0	18.3	12.6	11.7
<i>Item 1620 Subject H03, I02</i>	<i>N</i> 2386	1097	1108	1321	286	422	562	852	550	1830	301	1121	626	199	306	26
<b>A011F:</b> Despite its many faults, our system of doing things is still the best in the world																
1. Disagree	14.3	15.1	12.6	14.4	13.0	19.2	10.5	14.7	13.9	13.1	17.7	10.8	14.0	16.1	21.8	33.9
2. Mostly disagree	14.2	15.0	13.9	14.9	17.1	18.7	15.7	13.0	11.1	14.4	16.8	13.1	15.2	19.4	15.9	6.6
3. Neither	34.4	30.6	38.9	31.8	40.4	32.2	36.8	34.1	34.1	34.7	31.3	36.0	32.8	32.1	33.0	26.0
4. Mostly agree	24.8	25.5	24.3	26.9	16.6	19.6	26.2	25.0	27.3	25.4	24.2	27.3	24.8	17.6	20.8	32.4
5. Agree	12.2	13.8	10.4	11.9	13.0	10.3	10.9	13.2	13.5	12.4	10.1	12.9	13.2	14.8	8.5	1.1
<i>Item 1630 Subject H04</i>	<i>N</i> 2379	1097	1102	1317	289	421	559	852	547	1825	300	1118	625	199	303	26



# DESCRIPTIVE RESULTS: 2011

53

QUESTIONNAIRE FORM 1 2011	TOTAL	SEX		RACE		REGION				COLLEGE PLANS?		ILLICIT DRUG USE: LIFETIME				
		M	F	White	Black	NE	NC	S	W	Yes	No	None	Mari- juana Only	Few Pills	More Pills	Any Her- oin
<i>N (Weighted No. of Cases):</i>	2476	1122	1139	1345	300	432	579	898	567	1875	304	1144	637	205	320	28
<i>% of Weighted Total:</i>	100.0	45.3	46.0	54.3	12.1	17.4	23.4	36.3	22.9	75.7	12.3	46.2	25.7	8.3	12.9	1.1
<b>A011G:</b> America needs growth to survive, and that is going to require some increase in pollution																
1. Disagree	33.4	30.8	36.8	36.7	23.4	33.9	33.0	32.5	34.7	35.0	29.5	28.9	33.2	41.8	42.2	65.6
2. Mostly disagree	20.3	21.0	20.2	19.6	21.2	17.0	24.0	18.4	21.8	21.6	15.5	23.2	19.3	19.0	17.1	2.6
3. Neither	28.1	28.0	26.7	26.7	30.1	29.2	27.1	29.7	25.9	26.4	31.6	29.2	26.8	26.6	24.7	19.5
4. Mostly agree	12.5	13.6	11.9	12.0	14.7	12.8	12.7	12.4	12.2	12.3	14.7	13.0	14.4	9.1	10.2	12.3
5. Agree	5.7	6.6	4.4	5.0	10.6	7.2	3.2	6.9	5.4	4.6	8.7	5.7	6.3	3.6	5.7	-
<i>Item 1640 Subject F04</i>	<i>N</i> 2378	1101	1097	1318	286	418	562	848	549	1825	299	1114	627	201	304	26
<b>A011H:</b> If we just leave things to God, they will turn out for the best																
1. Disagree	27.6	28.7	27.4	32.2	10.0	35.9	24.7	20.6	35.0	28.1	29.3	22.5	26.0	34.1	43.8	51.4
2. Mostly disagree	9.0	9.6	8.2	9.0	6.3	10.0	10.2	6.7	10.4	8.8	8.4	7.3	11.8	12.8	6.1	4.9
3. Neither	25.3	26.5	24.1	25.9	16.3	27.3	30.5	20.8	25.6	24.6	27.6	27.6	22.2	23.7	24.8	24.2
4. Mostly agree	16.0	15.1	16.9	14.5	24.9	15.1	17.2	17.4	13.4	16.5	16.2	16.3	19.6	11.7	12.2	5.1
5. Agree	22.1	20.1	23.4	18.4	42.5	11.7	17.5	34.4	15.7	22.1	18.5	26.3	20.3	17.7	13.1	14.4
<i>Item 1650 Subject I02</i>	<i>N</i> 2377	1096	1102	1314	288	421	556	852	548	1824	299	1112	626	200	306	26
<b>A011I:</b> Going to school has been an enjoyable experience for me																
1. Disagree	7.1	7.6	6.0	7.2	7.1	8.3	8.5	6.4	5.9	6.0	10.7	4.4	6.9	7.0	13.5	24.8
2. Mostly disagree	9.0	9.3	8.4	9.2	7.8	11.0	9.4	9.0	7.0	8.3	13.4	7.1	8.0	18.2	9.8	24.3
3. Neither	20.8	22.0	19.2	19.9	21.9	22.0	20.7	21.4	19.2	20.1	22.4	21.3	19.6	14.8	27.3	9.9
4. Mostly agree	38.9	37.3	41.7	40.8	37.1	36.4	37.3	40.4	39.9	40.9	30.6	40.2	39.8	38.9	33.0	31.9
5. Agree	24.2	23.8	24.7	23.0	26.0	22.3	24.1	22.7	28.0	24.7	23.0	26.9	25.7	21.1	16.3	9.0
<i>Item 1660 Subject B01</i>	<i>N</i> 2390	1100	1109	1321	290	422	562	854	551	1832	300	1123	627	200	307	26
<b>A011J:</b> Doing well in school is important for getting a good job																
1. Disagree	2.5	3.4	0.9	2.1	4.3	4.7	2.5	2.3	1.4	1.5	7.0	1.7	2.5	0.7	3.7	12.8
2. Mostly disagree	2.8	3.7	1.6	2.8	2.6	2.6	2.4	3.4	2.5	2.2	5.6	1.9	2.8	4.2	3.5	12.4
3. Neither	9.4	11.9	6.1	8.7	7.2	12.0	11.1	8.8	6.7	7.8	14.3	7.4	10.2	7.7	11.3	23.3
4. Mostly agree	27.3	29.6	26.1	28.6	23.8	29.4	31.2	24.1	26.6	27.6	31.9	26.9	28.2	33.4	27.1	12.7
5. Agree	58.0	51.4	65.4	57.8	62.1	51.3	52.8	61.5	62.8	60.9	41.2	62.2	56.4	54.0	54.3	38.8
<i>Item 1670 Subject B01</i>	<i>N</i> 2392	1102	1108	1323	291	423	562	856	551	1833	301	1124	626	201	307	26
<b>A012:</b> The next questions ask for your opinions on the effects of using certain drugs and other substances. How much do you think people risk harming themselves (physically or in other ways), if they . . .																
<b>A012A:</b> Smoke one or more packs of cigarettes per day																
1. No risk	4.3	4.4	3.2	2.8	9.2	2.7	4.4	6.0	2.9	2.9	7.5	4.2	4.4	0.6	4.7	3.4
2. Slight risk	4.1	4.4	2.9	2.9	3.0	5.8	2.6	3.5	5.1	3.4	3.7	2.7	5.4	8.2	3.4	11.0
3. Moderate risk	17.0	18.7	15.2	18.7	12.4	13.3	18.7	18.7	15.3	15.6	21.7	15.0	15.6	19.3	21.9	34.3
4. Great risk	71.2	68.5	76.2	73.6	68.1	76.2	71.1	67.1	73.8	75.1	62.5	74.4	71.8	69.0	68.4	47.5
5. Can't say, drug unfamiliar	3.4	4.0	2.5	1.9	7.4	2.1	3.3	4.5	2.9	3.0	4.6	3.8	2.8	2.9	1.7	3.9
<i>Item 12360 Subject A14a</i>	<i>N</i> 2394	1104	1111	1324	291	421	562	859	551	1834	302	1127	629	201	308	28
<b>A012B:</b> Try marijuana once or twice																
1. No risk	43.7	49.1	36.2	46.7	35.7	48.2	42.2	43.5	42.1	42.5	44.5	22.3	64.7	60.7	67.7	67.0
2. Slight risk	26.3	24.7	30.0	27.0	25.6	24.8	29.2	23.2	29.2	27.5	24.1	29.5	25.2	25.2	19.6	12.9
3. Moderate risk	12.7	11.7	14.3	11.9	9.9	11.5	13.0	12.7	13.4	13.5	9.9	20.7	5.3	3.5	5.3	11.7
4. Great risk	13.5	10.8	15.8	11.9	21.7	13.7	11.8	15.5	12.0	13.3	16.3	21.3	4.3	8.6	5.9	8.4
5. Can't say, drug unfamiliar	3.8	3.6	3.7	2.4	7.1	1.9	3.8	5.0	3.3	3.3	5.2	6.1	0.4	2.0	1.6	-
<i>Item 12370 Subject A14a</i>	<i>N</i> 2391	1102	1110	1323	292	420	562	857	552	1833	300	1124	628	201	308	28
<b>A012C:</b> Smoke marijuana occasionally																
1. No risk	25.8	29.9	19.9	27.1	25.4	29.1	24.3	26.8	23.0	23.5	30.1	10.1	37.5	35.8	51.6	47.0
2. Slight risk	25.8	26.9	24.7	27.8	19.1	25.1	27.4	23.3	28.5	25.8	25.4	16.9	36.6	37.9	25.5	35.1
3. Moderate risk	24.4	23.4	27.6	25.8	22.2	23.9	27.6	22.1	25.0	26.1	22.7	33.3	17.7	18.1	14.1	9.5
4. Great risk	20.2	15.8	24.7	16.9	26.4	19.4	16.8	22.9	20.3	21.3	16.4	33.8	7.1	6.2	7.0	8.4
5. Can't say, drug unfamiliar	3.8	4.1	3.2	2.4	6.8	2.4	3.9	5.0	3.1	3.3	5.4	5.8	1.1	2.0	1.7	-
<i>Item 12380 Subject A14a</i>	<i>N</i> 2389	1103	1108	1320	292	421	562	856	551	1831	300	1121	629	201	308	28



QUESTIONNAIRE FORM 1 2011	TOTAL	SEX		RACE		REGION				COLLEGE PLANS?		ILLICIT DRUG USE: LIFETIME				
		M	F	White	Black	NE	NC	S	W	Yes	No	None	Mari- juana Only	Few Pills	More Pills	Any Her- oin
<i>N (Weighted No. of Cases):</i>	2476	1122	1139	1345	300	432	579	898	567	1875	304	1144	637	205	320	28
<i>% of Weighted Total:</i>	100.0	45.3	46.0	54.3	12.1	17.4	23.4	36.3	22.9	75.7	12.3	46.2	25.7	8.3	12.9	1.1
<b>A012D: Smoke marijuana regularly</b>																
1. No risk	14.5	17.6	9.0	12.7	19.7	14.2	13.5	17.2	11.4	11.6	22.2	6.8	19.5	17.0	28.1	24.6
2. Slight risk	18.2	20.0	16.8	21.6	10.6	20.1	20.4	14.7	19.8	18.0	15.9	7.7	27.0	31.3	29.3	33.2
3. Moderate risk	19.8	21.7	17.8	20.4	17.6	18.4	18.4	20.2	21.5	20.4	16.7	13.7	27.6	25.8	20.8	19.5
4. Great risk	43.7	36.7	53.2	43.0	45.9	44.9	43.8	43.0	44.0	46.7	39.9	65.7	25.1	23.9	20.1	22.7
5. Can't say, drug unfamiliar	3.8	4.1	3.2	2.3	6.2	2.4	3.9	4.9	3.3	3.3	5.3	6.0	0.7	2.0	1.7	-
<i>Item 12390 Subject A14a</i>	<i>N</i> 2386	<i>1101</i>	<i>1106</i>	<i>1319</i>	<i>291</i>	<i>420</i>	<i>560</i>	<i>854</i>	<i>552</i>	<i>1829</i>	<i>299</i>	<i>1122</i>	<i>625</i>	<i>201</i>	<i>309</i>	<i>28</i>
<b>A012E: Try cocaine in powder form once or twice</b>																
1. No risk	7.9	8.1	5.7	6.9	9.2	8.3	6.6	9.9	5.6	6.4	10.5	6.0	7.0	7.3	13.9	19.8
2. Slight risk	16.3	17.9	15.7	17.9	10.8	16.1	18.1	14.3	17.9	16.8	14.7	14.1	13.3	24.4	28.4	20.3
3. Moderate risk	23.7	24.0	24.7	27.2	12.2	25.5	28.1	18.8	25.4	24.5	23.3	22.7	25.0	26.9	22.5	31.0
4. Great risk	44.0	41.4	46.7	42.2	53.5	42.5	40.8	46.5	44.5	44.9	42.0	47.8	45.8	36.5	31.6	25.1
5. Can't say, drug unfamiliar	8.1	8.5	7.2	5.9	14.3	7.6	6.3	10.5	6.6	7.5	9.5	9.3	8.9	4.8	3.7	3.8
<i>Item 12501 Subject A14a</i>	<i>N</i> 2391	<i>1105</i>	<i>1110</i>	<i>1325</i>	<i>290</i>	<i>421</i>	<i>562</i>	<i>857</i>	<i>551</i>	<i>1832</i>	<i>302</i>	<i>1125</i>	<i>628</i>	<i>201</i>	<i>308</i>	<i>28</i>
<b>A012F: Take cocaine powder occasionally</b>																
1. No risk	5.1	5.5	3.5	3.2	9.7	3.6	5.3	7.0	3.2	3.5	8.1	4.7	4.3	4.0	6.9	3.9
2. Slight risk	4.2	4.4	3.3	5.2	1.1	4.3	4.3	5.3	2.2	3.3	7.1	3.2	3.2	3.0	9.8	18.1
3. Moderate risk	21.7	21.7	22.0	25.6	13.1	24.1	24.1	17.4	24.0	22.3	22.4	18.6	18.8	28.9	32.6	45.5
4. Great risk	61.0	60.0	64.0	60.2	61.3	60.9	59.7	59.7	64.5	63.5	53.6	64.3	65.4	58.7	46.8	28.7
5. Can't say, drug unfamiliar	8.0	8.5	7.1	5.8	14.8	7.2	6.6	10.6	6.1	7.4	8.8	9.3	8.2	5.4	4.0	3.8
<i>Item 12502 Subject A14a</i>	<i>N</i> 2391	<i>1104</i>	<i>1110</i>	<i>1325</i>	<i>291</i>	<i>421</i>	<i>562</i>	<i>857</i>	<i>551</i>	<i>1833</i>	<i>302</i>	<i>1126</i>	<i>628</i>	<i>201</i>	<i>308</i>	<i>28</i>
<b>A012G: Take cocaine powder regularly</b>																
1. No risk	4.6	4.9	3.4	2.8	9.3	3.7	5.1	5.8	3.1	3.1	7.6	4.6	3.8	3.7	5.0	3.9
2. Slight risk	1.3	1.2	0.7	0.6	1.5	1.3	0.3	2.2	1.0	0.6	2.6	0.7	1.0	0.5	3.1	13.4
3. Moderate risk	4.0	4.5	3.2	5.1	2.3	5.4	4.2	4.5	2.0	3.3	6.1	2.2	4.4	5.6	7.4	3.2
4. Great risk	82.3	81.0	85.9	85.8	73.4	82.5	83.5	77.7	88.0	85.8	75.2	83.5	82.9	85.1	80.6	75.7
5. Can't say, drug unfamiliar	7.7	8.4	6.8	5.7	13.5	7.1	6.9	9.8	5.9	7.2	8.4	8.9	7.9	5.1	4.0	3.8
<i>Item 12503 Subject A14a</i>	<i>N</i> 2390	<i>1105</i>	<i>1108</i>	<i>1324</i>	<i>291</i>	<i>420</i>	<i>562</i>	<i>857</i>	<i>551</i>	<i>1832</i>	<i>301</i>	<i>1124</i>	<i>628</i>	<i>201</i>	<i>308</i>	<i>28</i>
<b>A012H: Try "crack" cocaine once or twice</b>																
1. No risk	6.9	6.8	5.1	5.2	8.9	7.4	7.3	8.0	4.2	5.2	9.4	6.1	4.8	8.4	9.1	7.8
2. Slight risk	12.7	12.9	12.8	13.6	8.3	10.5	14.4	10.6	16.2	13.0	14.5	12.4	11.9	12.5	17.8	18.9
3. Moderate risk	19.5	19.8	20.6	22.1	13.0	22.0	22.6	18.1	16.6	20.3	16.5	19.3	17.7	22.5	22.3	24.7
4. Great risk	52.0	51.2	53.3	52.0	57.6	51.8	48.6	52.2	55.3	52.8	51.3	51.8	56.7	50.5	46.5	42.2
5. Can't say, drug unfamiliar	8.9	9.3	8.3	7.0	12.2	8.2	7.2	11.2	7.7	8.6	8.3	10.4	8.8	6.1	4.3	6.3
<i>Item 12504 Subject A14a</i>	<i>N</i> 2391	<i>1105</i>	<i>1109</i>	<i>1324</i>	<i>291</i>	<i>421</i>	<i>561</i>	<i>858</i>	<i>551</i>	<i>1833</i>	<i>302</i>	<i>1126</i>	<i>628</i>	<i>201</i>	<i>308</i>	<i>28</i>
<b>A012I: Take "crack" cocaine occasionally</b>																
1. No risk	4.9	5.2	3.5	3.1	8.7	4.0	5.2	6.3	3.1	3.2	8.5	4.7	4.2	4.0	5.1	3.9
2. Slight risk	2.5	2.7	1.7	2.6	1.6	2.2	3.4	2.8	1.5	1.9	3.3	2.3	1.6	2.5	3.5	13.9
3. Moderate risk	16.7	15.5	18.9	18.9	10.8	18.5	18.0	15.5	16.0	17.4	18.2	16.7	14.0	16.5	22.5	22.9
4. Great risk	67.4	67.8	68.0	68.7	66.5	67.8	66.4	65.0	71.9	69.2	61.9	66.3	71.8	71.6	64.7	53.0
5. Can't say, drug unfamiliar	8.4	8.8	8.0	6.7	12.3	7.5	7.1	10.4	7.5	8.2	8.0	10.0	8.4	5.5	4.2	6.3
<i>Item 12505 Subject A14a</i>	<i>N</i> 2389	<i>1104</i>	<i>1109</i>	<i>1325</i>	<i>291</i>	<i>420</i>	<i>562</i>	<i>856</i>	<i>550</i>	<i>1832</i>	<i>302</i>	<i>1126</i>	<i>627</i>	<i>201</i>	<i>308</i>	<i>28</i>
<b>A012J: Take "crack" cocaine regularly</b>																
1. No risk	4.8	5.1	3.5	3.1	9.0	4.2	5.2	6.1	2.9	3.2	8.5	4.7	4.3	3.7	4.7	6.9
2. Slight risk	1.2	1.0	0.6	0.6	2.7	0.5	0.4	2.1	1.1	0.6	2.5	0.7	0.8	1.6	2.0	11.7
3. Moderate risk	2.3	2.5	1.8	2.4	2.3	2.5	2.6	3.1	0.6	1.9	2.3	1.9	1.8	2.9	1.5	4.9
4. Great risk	83.3	82.5	86.4	87.3	74.4	85.3	84.3	78.9	87.6	86.2	78.4	83.2	84.7	85.6	87.6	68.2
5. Can't say, drug unfamiliar	8.3	8.8	7.7	6.6	11.6	7.5	7.4	9.7	7.7	8.0	8.2	9.5	8.5	6.2	4.2	8.4
<i>Item 12506 Subject A14a</i>	<i>N</i> 2387	<i>1103</i>	<i>1106</i>	<i>1321</i>	<i>291</i>	<i>420</i>	<i>560</i>	<i>856</i>	<i>551</i>	<i>1828</i>	<i>302</i>	<i>1124</i>	<i>626</i>	<i>201</i>	<i>307</i>	<i>28</i>
<b>A012K: Try one or two drinks of an alcoholic beverage (beer, wine, liquor)</b>																
1. No risk	50.1	53.7	46.4	54.9	36.1	53.8	52.7	48.5	46.9	50.1	48.2	36.5	60.9	61.8	70.8	77.4
2. Slight risk	29.7	27.5	33.3	30.2	30.9	30.1	30.6	27.7	31.8	31.0	27.2	35.0	29.5	26.2	17.9	17.1
3. Moderate risk	8.7	8.0	9.1	7.0	10.2	6.8	8.6	8.6	10.3	8.3	9.1	12.1	4.7	5.2	5.2	-
4. Great risk	8.8	7.8	9.3	6.4	16.4	8.1	5.2	11.3	9.1	8.5	11.6	12.4	3.9	4.8	5.6	5.4
5. Can't say, drug unfamiliar	2.7	2.9	2.0	1.5	6.4	1.2	2.9	3.9	1.9	2.1	3.9	4.1	1.0	2.0	0.5	-
<i>Item 12510 Subject A14a</i>	<i>N</i> 2387	<i>1103</i>	<i>1108</i>	<i>1322</i>	<i>291</i>	<i>421</i>	<i>562</i>	<i>857</i>	<i>548</i>	<i>1830</i>	<i>302</i>	<i>1126</i>	<i>625</i>	<i>201</i>	<i>308</i>	<i>28</i>



# DESCRIPTIVE RESULTS: 2011

55

QUESTIONNAIRE FORM 1 2011	TOTAL	SEX		RACE		REGION				COLLEGE PLANS?		ILLICIT DRUG USE: LIFETIME					
		M	F	White	Black	NE	NC	S	W	Yes	No	None	Mari- juana Only	Few Pills	More Pills	Any Her- oin	
<i>N (Weighted No. of Cases):</i>	2476	1122	1139	1345	300	432	579	898	567	1875	304	1144	637	205	320	28	
<i>% of Weighted Total:</i>	100.0	45.3	46.0	54.3	12.1	17.4	23.4	36.3	22.9	75.7	12.3	46.2	25.7	8.3	12.9	1.1	
<b>A012L:</b> Take one or two drinks nearly every day																	
1. No risk	14.4	17.8	9.8	15.1	14.6	14.0	14.3	16.8	10.9	12.3	18.0	9.7	17.8	14.0	22.5	16.0	
2. Slight risk	29.8	32.8	27.7	32.2	26.5	29.8	34.1	28.0	28.2	29.7	34.4	24.7	32.9	39.9	34.6	54.1	
3. Moderate risk	32.0	29.0	35.7	33.0	26.0	34.1	32.3	30.6	32.2	33.8	24.8	32.9	34.6	28.5	30.2	24.5	
4. Great risk	21.0	17.4	24.3	18.0	25.7	20.5	16.4	20.7	26.5	21.9	17.7	28.2	13.7	15.0	12.2	5.4	
5. Can't say, drug unfamiliar	2.9	3.0	2.5	1.6	7.2	1.6	3.0	3.9	2.3	2.2	5.2	4.5	1.0	2.6	0.5	-	
<i>Item 12520 Subject A14a</i>	<i>N</i>	<i>2384</i>	<i>1100</i>	<i>1108</i>	<i>1322</i>	<i>288</i>	<i>421</i>	<i>562</i>	<i>853</i>	<i>548</i>	<i>1828</i>	<i>301</i>	<i>1127</i>	<i>623</i>	<i>201</i>	<i>306</i>	<i>28</i>
<b>A012M:</b> Take four or five drinks nearly every day																	
1. No risk	6.0	7.1	3.4	4.5	11.3	4.5	6.3	8.5	3.1	4.0	10.5	5.3	5.2	2.7	9.2	8.8	
2. Slight risk	9.1	11.7	6.4	10.3	4.3	11.1	9.9	8.2	8.3	7.7	13.8	4.6	12.0	11.4	15.4	24.6	
3. Moderate risk	24.1	27.1	21.9	26.4	23.6	22.8	28.1	23.5	21.9	24.1	26.4	20.4	27.5	31.4	27.4	25.1	
4. Great risk	57.4	51.0	65.2	57.0	53.1	60.0	52.7	54.8	64.0	61.6	43.7	64.8	53.8	52.4	47.4	41.6	
5. Can't say, drug unfamiliar	3.4	3.2	3.1	1.8	7.7	1.6	3.0	5.0	2.7	2.6	5.6	4.9	1.4	2.0	0.7	-	
<i>Item 12530 Subject A14a</i>	<i>N</i>	<i>2392</i>	<i>1103</i>	<i>1111</i>	<i>1323</i>	<i>291</i>	<i>421</i>	<i>561</i>	<i>859</i>	<i>551</i>	<i>1833</i>	<i>302</i>	<i>1128</i>	<i>627</i>	<i>201</i>	<i>308</i>	<i>28</i>
<b>A012N:</b> Have five or more drinks once or twice each weekend																	
1. No risk	10.6	12.2	7.7	9.8	14.0	9.8	11.8	13.0	6.3	8.3	18.1	6.9	10.9	9.8	20.1	18.5	
2. Slight risk	15.3	16.1	14.6	18.7	10.4	18.5	15.1	14.7	14.1	15.2	14.0	7.5	23.5	25.9	21.4	15.5	
3. Moderate risk	25.6	26.8	24.0	28.0	14.7	28.5	26.9	22.1	27.3	26.0	22.3	22.6	28.7	27.0	29.9	46.3	
4. Great risk	45.2	41.6	50.9	41.8	53.1	41.0	43.1	45.6	49.9	48.1	39.7	58.2	35.8	34.8	28.1	19.7	
5. Can't say, drug unfamiliar	3.3	3.3	2.7	1.7	7.7	2.2	3.1	4.6	2.3	2.5	5.8	4.8	1.2	2.6	0.5	-	
<i>Item 12540 Subject A14a</i>	<i>N</i>	<i>2384</i>	<i>1099</i>	<i>1108</i>	<i>1318</i>	<i>291</i>	<i>421</i>	<i>561</i>	<i>856</i>	<i>546</i>	<i>1826</i>	<i>302</i>	<i>1124</i>	<i>627</i>	<i>201</i>	<i>305</i>	<i>28</i>
<b>A012O:</b> Try heroin once or twice without using a needle																	
1. No risk	5.6	5.8	4.1	3.6	9.5	5.9	6.0	6.6	3.5	3.7	9.3	5.7	4.2	4.0	5.8	7.7	
2. Slight risk	7.0	6.3	6.8	7.5	5.7	6.0	7.6	6.5	7.8	6.8	6.2	5.9	5.0	11.3	12.0	25.8	
3. Moderate risk	15.9	16.3	16.1	17.0	11.3	15.5	16.9	15.3	15.8	16.7	13.4	16.3	13.9	15.1	16.5	37.3	
4. Great risk	61.1	61.4	62.7	64.1	57.9	63.7	60.0	58.5	64.4	63.0	58.2	59.9	67.1	61.0	59.8	29.2	
5. Can't say, drug unfamiliar	10.5	10.2	10.4	7.9	15.7	8.9	9.5	13.1	8.5	9.7	12.8	12.1	9.8	8.7	6.0	-	
<i>Item 29600 Subject A14a</i>	<i>N</i>	<i>2385</i>	<i>1102</i>	<i>1106</i>	<i>1319</i>	<i>291</i>	<i>417</i>	<i>562</i>	<i>857</i>	<i>549</i>	<i>1829</i>	<i>301</i>	<i>1122</i>	<i>627</i>	<i>201</i>	<i>308</i>	<i>28</i>
<b>A012P:</b> Take heroin occasionally without using a needle																	
1. No risk	5.0	5.2	3.6	3.0	9.6	5.4	5.1	5.9	3.1	3.2	9.3	5.0	3.9	4.2	4.9	12.7	
2. Slight risk	1.8	1.5	1.8	1.5	2.0	1.0	1.4	2.5	1.6	1.5	2.6	1.3	1.9	0.9	3.6	-	
3. Moderate risk	8.1	7.8	8.2	9.5	5.9	7.5	8.3	8.4	8.1	8.0	7.1	6.9	7.1	9.6	10.1	38.9	
4. Great risk	74.7	75.3	76.2	78.1	66.5	77.3	75.5	70.2	78.9	77.8	67.4	75.0	77.7	76.0	75.1	45.8	
5. Can't say, drug unfamiliar	10.4	10.3	10.1	7.8	16.1	8.8	9.7	13.0	8.3	9.5	13.6	11.8	9.4	9.3	6.2	2.5	
<i>Item 29610 Subject A14a</i>	<i>N</i>	<i>2388</i>	<i>1101</i>	<i>1110</i>	<i>1324</i>	<i>291</i>	<i>421</i>	<i>560</i>	<i>855</i>	<i>551</i>	<i>1830</i>	<i>302</i>	<i>1127</i>	<i>627</i>	<i>201</i>	<i>307</i>	<i>28</i>
<b>A013:</b> How difficult do you think it would be for you to get each of the following types of drugs, if you wanted some?																	
<b>A013A:</b> Marijuana																	
1. Probably impossible	6.2	4.5	7.4	4.2	10.4	6.0	4.5	8.5	4.7	6.0	5.8	10.0	1.9	2.9	1.0	2.5	
2. Very difficult	3.8	3.4	4.0	4.0	2.3	3.7	5.9	3.2	2.9	3.8	4.1	6.3	0.9	1.0	1.2	-	
3. Fairly difficult	6.3	6.4	6.6	6.4	3.6	5.8	6.0	5.4	8.5	7.1	3.1	10.7	1.6	2.7	3.0	-	
4. Fairly easy	25.1	25.7	25.6	27.0	23.5	26.2	29.5	24.4	20.7	26.5	24.7	33.0	20.3	19.7	15.0	6.6	
5. Very easy	58.5	59.9	56.5	58.4	60.2	58.3	54.1	58.5	63.2	56.7	62.3	40.0	75.3	73.7	79.8	90.9	
<i>Item 6750 Subject A03a</i>	<i>N</i>	<i>2378</i>	<i>1095</i>	<i>1105</i>	<i>1322</i>	<i>286</i>	<i>419</i>	<i>560</i>	<i>851</i>	<i>547</i>	<i>1827</i>	<i>297</i>	<i>1118</i>	<i>623</i>	<i>197</i>	<i>308</i>	<i>28</i>
<b>A013B:</b> "Crack" cocaine																	
1. Probably impossible	17.6	15.3	18.5	13.9	26.7	16.9	15.7	21.1	14.6	16.8	16.3	19.6	17.9	11.0	9.4	9.5	
2. Very difficult	20.9	22.0	20.9	24.7	15.9	21.6	26.9	18.9	17.4	22.4	17.9	22.2	22.2	21.4	19.0	-	
3. Fairly difficult	31.2	34.4	30.0	35.1	20.3	36.7	30.3	26.0	36.0	32.6	28.4	32.0	27.5	35.7	35.9	41.0	
4. Fairly easy	19.4	16.8	21.5	18.3	19.6	15.7	20.0	19.3	21.7	19.1	24.4	17.9	21.7	18.1	21.9	12.0	
5. Very easy	10.9	11.5	9.1	8.0	17.5	9.2	7.1	14.7	10.2	9.3	13.1	8.2	10.7	13.8	13.8	37.5	
<i>Item 6811 Subject A03a</i>	<i>N</i>	<i>2370</i>	<i>1093</i>	<i>1102</i>	<i>1320</i>	<i>285</i>	<i>415</i>	<i>560</i>	<i>849</i>	<i>547</i>	<i>1822</i>	<i>297</i>	<i>1116</i>	<i>620</i>	<i>197</i>	<i>307</i>	<i>27</i>



QUESTIONNAIRE FORM 1 2011	TOTAL	SEX		RACE		REGION				COLLEGE PLANS?		ILLICIT DRUG USE: LIFETIME				
		M	F	White	Black	NE	NC	S	W	Yes	No	None	Mari- juana Only	Few Pills	More Pills	Any Her- oin
<i>N (Weighted No. of Cases):</i>	2476	1122	1139	1345	300	432	579	898	567	1875	304	1144	637	205	320	28
<i>% of Weighted Total:</i>	100.0	45.3	46.0	54.3	12.1	17.4	23.4	36.3	22.9	75.7	12.3	46.2	25.7	8.3	12.9	1.1
<b>A013C:</b> Cocaine powder																
1. Probably impossible	18.1	15.8	19.5	14.4	29.1	16.6	17.6	21.1	14.9	17.6	16.8	21.4	17.9	9.4	7.8	9.5
2. Very difficult	22.8	24.4	22.4	25.6	17.7	27.1	27.1	20.1	19.5	24.0	20.1	26.0	23.3	20.9	15.3	8.7
3. Fairly difficult	26.0	28.7	25.1	28.5	20.2	27.1	27.2	22.8	29.0	26.7	27.5	27.7	26.6	29.3	20.5	9.7
4. Fairly easy	20.2	17.9	22.0	21.3	15.4	16.9	19.4	19.7	24.3	21.1	16.5	16.2	20.3	22.9	34.4	22.5
5. Very easy	12.9	13.2	11.0	10.1	17.6	12.2	8.7	16.3	12.3	10.7	19.0	8.7	11.9	17.6	21.9	49.6
<i>Item 6812 Subject A03a</i>	<i>N</i> 2370	1094	1101	1321	285	415	559	849	548	1823	297	1116	619	197	308	27
The following questions are about CIGARETTE SMOKING.																
<b>B001:</b> Have you ever smoked cigarettes?																
1. Never—GO TO Q.B006	59.9	56.8	64.7	57.3	74.3	66.5	54.3	60.5	59.7	65.0	42.4	86.8	40.3	39.7	21.6	10.5
2. Once or twice	15.8	16.7	15.7	15.3	15.6	11.3	18.2	16.1	16.4	15.1	18.5	9.0	25.7	18.2	18.7	10.1
3. Occasionally but not regularly	10.2	9.4	9.7	11.2	2.4	8.0	12.2	8.2	13.1	8.7	11.8	2.8	14.9	21.7	18.7	27.8
4. Regularly in the past	4.6	5.3	3.6	5.7	1.3	4.2	5.7	5.1	3.2	4.4	6.4	0.7	6.4	7.5	12.3	16.7
5. Regularly now	9.4	11.8	6.4	10.5	6.3	10.1	9.6	10.1	7.6	6.9	20.8	0.7	12.7	13.0	28.7	34.9
<i>Item 760 Subject A01a</i>	<i>N</i> 2352	1078	1099	1317	276	412	555	840	546	1805	296	1104	615	200	307	28
<b>B002:</b> How frequently have you smoked cigarettes during the past 30 days?																
1. Not at all	49.2	45.9	56.5	47.7	62.6	44.3	45.9	49.0	56.3	53.9	37.6	72.4	51.9	45.3	37.6	32.9
2. Less than one cigarette per day	19.8	21.1	17.3	20.2	6.2	19.5	27.1	14.2	20.0	19.6	18.3	15.4	19.8	23.0	19.0	25.2
3. One to five cigarettes per day	17.0	17.9	16.1	18.2	13.4	23.0	16.9	17.1	13.4	16.0	19.7	5.9	19.2	16.0	19.7	31.1
4. About one-half pack per day	8.6	9.4	6.9	9.8	8.1	8.3	7.0	12.1	5.3	6.3	16.2	5.7	4.5	11.5	14.3	4.7
5. About one pack per day	3.1	2.6	2.8	2.8	3.2	4.4	1.5	3.9	2.8	2.8	3.4	0.5	2.7	2.4	6.1	-
6. About one and one-half packs per day	0.4	0.7	0.1	0.2	0.7	-	0.2	0.7	0.3	0.2	1.5	-	0.7	-	0.2	3.0
7. Two packs or more per day	1.9	2.5	0.2	1.1	5.9	0.6	1.4	2.9	1.9	1.2	3.3	-	1.3	1.8	3.1	3.0
<i>Item 780 Subject A01c</i>	<i>N†</i> 939	464	386	562	70	138	253	328	220	630	169	144	367	119	240	25
<b>B003:</b> To be more precise, during the past 30 days about how many cigarettes have you smoked per day?																
01. None	49.4	46.8	55.6	47.2	65.2	41.6	46.6	50.8	55.3	54.5	38.5	73.1	52.2	45.4	37.5	32.5
02. Less than 1 per day	14.1	15.5	12.9	15.5	2.6	15.5	17.8	9.8	15.4	15.0	10.9	10.7	15.1	15.4	14.2	20.9
03. 1 to 2	8.5	6.5	10.5	8.0	3.8	12.3	10.3	6.9	6.4	7.3	10.3	5.1	8.7	11.1	8.0	7.6
04. 3 to 7	13.7	17.3	9.6	15.1	14.4	18.9	12.8	14.1	11.0	12.3	18.2	5.5	13.6	13.0	16.1	31.2
05. 8 to 12	6.8	6.5	6.0	7.5	5.3	6.0	9.0	6.3	5.6	5.1	10.9	3.3	5.0	8.3	11.5	3.0
06. 13 to 17	3.1	2.7	2.8	3.2	1.7	1.9	0.8	6.4	1.7	3.1	3.1	-	2.1	4.4	5.3	2.8
07. 18 to 22	1.6	1.9	0.8	1.8	1.6	2.2	1.1	1.6	1.9	1.2	2.6	0.5	1.3	-	3.6	-
08. 23 to 27	0.3	-	0.7	0.2	-	-	-	0.4	0.6	0.3	0.5	0.5	-	-	0.8	-
09. 28 to 32	0.2	0.1	0.1	0.2	-	-	0.3	0.2	-	-	0.7	0.8	-	-	-	1.9
10. 33 to 37	0.6	0.9	0.2	0.5	0.6	1.2	0.9	-	0.6	*	2.7	-	0.8	-	0.8	-
11. 38 or more	1.8	1.7	0.8	0.8	4.8	0.3	0.5	3.6	1.6	1.2	1.6	0.5	1.2	2.3	2.2	-
<i>Item 781 Subject A01d</i>	<i>N†</i> 941	465	387	562	71	138	253	330	220	632	170	145	367	120	240	25
<b>B004A:</b> Have you ever tried to stop smoking and found that you could not?																
1. Yes	15.4	12.7	15.3	14.6	12.5	18.8	13.8	16.2	14.0	11.6	20.7	9.0	12.6	14.6	22.3	25.0
2. No	84.6	87.3	84.7	85.4	87.5	81.2	86.2	83.8	86.0	88.4	79.3	91.0	87.4	85.4	77.7	75.0
<i>Item 1690 Subject A01i</i>	<i>N†</i> 927	460	378	555	67	134	252	323	218	622	167	138	360	120	240	25
<b>B004B:</b> How many times (if any) have you tried to stop smoking?																
1. None	62.4	61.8	68.2	64.2	66.3	58.1	64.6	57.0	70.4	66.5	55.1	80.7	66.5	58.1	51.8	33.7
2. Once	19.0	19.9	16.3	17.3	16.8	22.5	16.7	22.7	13.8	16.6	22.5	11.2	16.2	26.5	23.9	29.0
3. Twice	8.6	7.1	8.8	8.7	2.8	8.5	10.0	9.8	5.2	8.0	8.8	3.6	5.6	8.2	12.6	21.9
4. 3 to 5 times	7.2	7.2	6.2	8.0	3.9	6.4	7.6	6.5	8.4	6.1	9.9	3.0	7.5	4.8	10.4	10.0
5. 6 to 9 times	1.2	1.7	0.2	1.2	3.4	3.7	0.3	1.4	0.6	1.3	1.0	0.5	2.2	-	0.2	5.3
6. 10 or more times	1.6	2.4	0.3	0.6	6.9	0.7	0.8	2.7	1.6	1.4	2.7	0.9	1.9	2.4	1.2	-
<i>Item 1691 Subject A01i</i>	<i>N†</i> 925	458	378	552	68	134	251	323	217	622	166	140	361	119	239	24
<b>B004C:</b> Do you want to stop smoking now?																
1. Yes	13.8	14.5	11.8	14.9	9.7	18.5	9.7	16.1	12.2	12.9	15.6	8.0	12.7	14.9	17.5	19.7
2. No	27.6	30.2	21.5	27.1	31.3	27.1	34.0	25.7	23.5	22.4	39.4	10.1	25.5	29.4	37.3	30.2
8. Don't smoke now	58.6	55.3	66.7	58.0	59.0	54.4	56.4	58.2	64.3	64.6	45.0	81.9	61.7	55.7	45.1	50.1
<i>Item 1700 Subject A01i</i>	<i>N†</i> 928	460	381	555	69	135	250	326	217	626	166	142	361	119	239	25

\*= $\leq$ less than .05 percent. †=excludes respondents for whom question was inappropriate.



QUESTIONNAIRE FORM 1 2011	TOTAL	SEX		RACE		REGION				COLLEGE PLANS?		ILLCIT DRUG USE: LIFETIME					
		M	F	White	Black	NE	NC	S	W	Yes	No	None	Mari- juana Only	Few Pills	More Pills	Any Her- oin	
<i>N (Weighted No. of Cases):</i>	2476	1122	1139	1345	300	432	579	898	567	1875	304	1144	637	205	320	28	
<i>% of Weighted Total:</i>	100.0	45.3	46.0	54.3	12.1	17.4	23.4	36.3	22.9	75.7	12.3	46.2	25.7	8.3	12.9	1.1	
<b>B005:</b> What brand of cigarettes do you usually smoke? (Brands are in alphabetical order. Mark only one)																	
01. Basic	0.7	0.4	0.6	0.5	-	0.7	0.5	1.3	-	0.5	0.5	-	0.5	1.4	-	-	
02. Benson & Hedges	-	-	-	-	-	-	-	-	-	-	-	-	-	-	-	-	
03. Black & Whites	0.4	0.5	*	-	4.0	0.1	0.9	0.4	-	0.4	-	-	0.7	-	-	-	
04. Cambridge	-	-	-	-	-	-	-	-	-	-	-	-	-	-	-	-	
05. Camel	12.6	12.0	14.5	14.1	-	10.7	14.2	9.9	15.9	13.5	13.3	7.8	12.5	17.2	15.3	10.9	
06. Capri	-	-	-	-	-	-	-	-	-	-	-	-	-	-	-	-	
07. Carlton	-	-	-	-	-	-	-	-	-	-	-	-	-	-	-	-	
08. Doral	-	-	-	-	-	-	-	-	-	-	-	-	-	-	-	-	
09. GPC	0.4	0.6	0.2	-	1.2	-	-	1.0	-	0.1	1.5	-	-	2.9	-	-	
10. Kent	-	-	-	-	-	-	-	-	-	-	-	-	-	-	-	-	
11. Kool	1.8	2.1	0.4	0.2	7.1	-	-	4.0	1.8	1.6	0.4	0.7	1.8	5.3	0.6	-	
12. Marlboro	31.0	32.2	27.4	34.7	8.1	35.3	27.4	30.2	33.7	26.7	44.3	26.8	25.3	26.2	41.7	54.4	
13. Merit	0.1	-	-	-	-	-	-	0.3	-	-	-	-	-	-	-	-	
14. Misty	-	-	-	-	-	-	-	-	-	-	-	-	-	-	-	-	
15. Monarch	0.2	-	-	-	-	-	-	0.7	-	-	-	-	-	-	-	-	
16. More	-	-	-	-	-	-	-	-	-	-	-	-	-	-	-	-	
17. Newport	14.8	13.5	13.9	10.7	34.4	24.6	16.1	16.3	4.5	14.6	10.3	4.6	17.3	11.6	15.6	11.9	
18. Pall Mall	0.4	0.7	0.2	0.7	-	-	0.3	1.0	-	0.7	-	-	0.2	-	1.4	-	
19. Parliament	1.9	2.9	0.9	2.3	-	4.2	1.7	1.5	1.5	2.7	-	-	2.4	2.4	2.6	-	
20. Salem	0.2	-	0.4	-	2.4	-	-	0.5	-	0.2	-	-	0.4	-	-	-	
21. Vantage	-	-	-	-	-	-	-	-	-	-	-	-	-	-	-	-	
22. Virginia Slims	-	-	-	-	-	-	-	-	-	-	-	-	-	-	-	-	
23. Winston	0.2	0.4	-	0.3	-	-	0.7	-	-	-	1.1	1.3	-	-	-	-	
24. Other	6.3	5.4	8.0	4.8	1.5	0.7	5.3	5.4	12.4	7.4	5.0	5.4	8.4	4.4	4.4	9.3	
25. No usual brand	29.1	29.4	33.4	31.6	41.3	23.7	33.0	27.4	30.2	31.7	23.6	53.4	30.6	28.7	18.3	13.5	
<i>Item 30065 Subject A011</i>	<i>N†</i>	773	384	318	478	51	114	219	265	176	521	139	113	310	96	197	20
<b>B006:</b> Do you think you will be smoking cigarettes five years from now?																	
1. I definitely will	1.7	2.4	0.5	1.0	2.5	1.4	2.9	1.7	0.8	1.1	3.3	0.1	2.0	2.4	4.4	6.9	
2. I probably will	8.5	9.6	7.5	9.3	3.9	9.7	9.3	7.8	7.7	6.7	17.4	1.9	12.4	14.0	20.6	18.4	
3. I probably will not	18.5	19.6	16.2	19.6	9.2	18.5	18.1	18.0	19.8	17.0	22.4	10.8	24.9	20.4	27.5	37.3	
4. I definitely will not	71.3	68.4	75.8	70.1	84.4	70.5	69.7	72.5	71.7	75.2	56.8	87.1	60.7	63.3	47.5	37.4	
<i>Item 1710 Subject A04a</i>	<i>N</i>	2414	1102	1135	1332	299	418	570	872	554	1852	304	1136	631	199	320	27
<p>The different questionnaire forms used in this study tend to emphasize somewhat different topics. The next major section in this form deals with alcohol and various other drugs. There is a lot of talk these days about these subjects, but very little accurate information. Therefore, we still have a lot to learn about the actual experiences and attitudes of people your age.</p> <p>We hope that you can answer all questions; but if you find one which you feel you cannot answer honestly, we would prefer that you leave it blank.</p> <p>Remember that your answers will be strictly confidential. We never connect them with your name or your class.</p> <p>The next questions are about ALCOHOLIC BEVERAGES, including beer, wine, liquor, and any other beverage that contains alcohol.</p> <p><b>B007:</b> On how many occasions (if any) have you had any alcoholic beverage to drink—more than just a few sips . . .</p>																	

\* = less than .05 percent. † = excludes respondents for whom question was inappropriate.



QUESTIONNAIRE FORM 1 2011	TOTAL	SEX		RACE		REGION				COLLEGE PLANS?		ILLICIT DRUG USE: LIFETIME				
		M	F	White	Black	NE	NC	S	W	Yes	No	None	Mari- juana Only	Few Pills	More Pills	Any Her- oin
<i>N (Weighted No. of Cases):</i>	2476	1122	1139	1345	300	432	579	898	567	1875	304	1144	637	205	320	28
<i>% of Weighted Total:</i>	100.0	45.3	46.0	54.3	12.1	17.4	23.4	36.3	22.9	75.7	12.3	46.2	25.7	8.3	12.9	1.1
<b>B007A: . . . in your lifetime?</b>																
1. 0 occasions	24.3	25.4	24.1	23.4	29.8	18.9	22.7	26.3	27.3	26.9	18.1	44.8	4.0	7.5	6.3	-
2. 1-2	12.0	10.9	13.2	10.1	16.0	8.2	12.6	13.8	11.5	12.3	11.0	18.2	5.2	7.5	6.8	-
3. 3-5	12.2	9.4	15.7	11.1	16.9	12.6	12.0	12.0	12.6	12.9	10.9	13.2	13.8	11.2	6.3	5.9
4. 6-9	10.3	10.6	9.9	10.1	11.6	7.3	8.0	12.3	11.8	9.5	14.2	8.5	14.7	16.3	5.4	-
5. 10-19	11.1	11.0	11.9	11.9	10.6	14.2	10.4	10.6	10.5	11.2	11.3	7.5	17.4	11.1	11.4	4.0
6. 20-39	10.9	10.2	11.4	11.7	7.8	12.6	12.6	10.8	8.0	10.0	14.5	3.6	19.3	16.7	15.5	30.7
7. 40 or more	19.1	22.6	13.7	21.6	7.4	26.2	21.7	14.3	18.4	17.2	20.0	4.2	25.5	29.7	48.2	59.3
<i>Item 810 Subject A01a</i>	<i>N</i> 2343	1079	1101	1312	284	409	560	836	538	1812	284	1113	620	194	314	27
<b>B007B: . . . during the last 12 months?</b>																
1. 0 occasions	33.7	34.6	33.5	30.9	42.3	26.5	31.2	36.8	36.8	36.1	27.6	57.2	9.7	15.1	12.2	5.1
2. 1-2	18.0	15.7	21.2	16.9	25.6	15.3	18.6	18.7	18.6	18.0	21.6	21.8	16.3	19.5	9.3	7.3
3. 3-5	14.0	12.6	15.5	13.4	12.8	13.7	12.3	14.5	15.1	13.7	14.4	9.9	22.7	13.6	12.4	9.8
4. 6-9	10.3	10.9	9.6	11.2	10.0	11.4	8.7	11.3	9.6	10.2	10.0	5.4	16.7	13.7	11.2	1.7
5. 10-19	10.6	9.8	10.9	11.8	3.9	14.9	12.4	9.0	7.8	10.3	10.9	2.7	15.9	18.9	21.7	33.9
6. 20-39	5.7	6.3	4.6	6.4	1.2	7.3	7.3	3.7	6.0	5.4	4.1	1.5	9.4	6.9	11.2	17.6
7. 40 or more	7.7	10.1	4.6	9.4	4.1	10.9	9.5	6.1	6.1	6.3	11.3	1.5	9.5	12.3	22.0	24.6
<i>Item 820 Subject A01b</i>	<i>N</i> 2332	1075	1097	1306	279	408	557	829	538	1808	281	1108	620	193	312	27
<b>B007C: . . . during the last 30 days?</b>																
1. 0 occasions	57.0	55.3	60.2	54.1	72.4	47.7	56.0	59.2	61.8	59.3	51.6	80.2	37.9	36.1	30.8	23.5
2. 1-2	20.5	20.9	20.5	21.5	15.5	23.3	18.7	20.6	20.2	20.4	23.4	13.3	32.6	26.9	20.3	7.5
3. 3-5	11.3	10.8	11.0	12.2	5.3	14.8	11.9	11.2	8.3	10.9	10.5	4.4	15.5	14.7	22.3	30.7
4. 6-9	5.0	5.5	4.4	5.4	2.8	5.3	5.5	4.6	4.7	4.7	6.2	0.9	6.5	13.1	11.0	2.6
5. 10-19	3.4	4.1	2.3	3.9	1.5	4.5	4.5	2.7	2.6	2.8	3.3	0.7	4.0	5.0	8.0	28.7
6. 20-39	1.1	1.3	0.7	1.3	-	1.2	2.4	0.2	0.9	0.9	1.7	0.1	1.2	2.4	3.8	-
7. 40 or more	1.7	2.1	1.0	1.6	2.4	3.1	1.0	1.6	1.4	1.0	3.4	0.5	2.3	1.7	3.8	6.9
<i>Item 830 Subject A01c</i>	<i>N</i> 2338	1080	1098	1311	279	408	559	834	537	1813	281	1110	618	197	314	27
IF YOU HAVE NOT HAD ANY BEER, WINE, LIQUOR, OR OTHER ALCOHOLIC BEVERAGE IN THE LAST TWELVE MONTHS, GO TO Q.B016.																
<b>B008: When you used alcohol during the last year, how often did you use it in each of the following situations?</b>																
<b>B008A: When you were alone</b>																
1. Not at all	76.8	70.6	83.4	78.5	72.7	76.4	77.8	74.7	79.2	79.8	68.1	82.3	78.2	71.4	69.8	66.3
2. A few of the times	16.9	22.4	11.6	16.8	16.9	16.6	16.4	17.8	16.2	15.4	23.9	13.4	17.3	20.1	21.6	7.6
3. Some of the times	2.8	3.1	1.5	1.4	5.0	1.6	2.8	4.1	2.0	1.9	4.4	1.3	2.5	4.4	4.0	8.0
4. Most of the times	2.0	2.4	1.9	2.4	4.2	3.1	1.2	2.1	1.8	1.8	3.2	1.6	1.3	1.6	2.9	15.0
5. Every time	1.5	1.5	1.5	1.0	1.2	2.3	1.7	1.4	0.7	1.2	0.4	1.4	0.8	2.5	1.6	3.1
<i>Item 1720 Subject A05a</i>	<i>N†</i> 1550	698	739	908	159	297	388	523	342	1163	199	478	554	167	276	25
<b>B008B: With just 1 or 2 other people</b>																
1. Not at all	27.3	27.3	28.3	27.4	28.7	27.9	27.1	27.3	27.1	30.1	20.6	41.3	22.8	21.0	16.7	26.3
2. A few of the times	38.5	36.7	40.0	39.0	39.8	38.1	38.1	40.4	36.6	38.3	38.2	36.1	43.2	39.4	36.1	20.1
3. Some of the times	18.3	21.0	15.2	18.7	13.5	17.3	21.1	15.8	19.6	17.0	22.1	8.5	19.3	21.2	28.6	27.3
4. Most of the times	10.1	9.3	10.9	10.0	9.3	12.5	8.9	10.0	9.6	9.3	12.4	6.5	10.5	10.9	14.2	20.2
5. Every time	5.8	5.8	5.7	5.0	8.6	4.2	4.8	6.5	7.1	5.3	6.8	7.6	4.2	7.4	4.4	6.0
<i>Item 1730 Subject A05b</i>	<i>N†</i> 1541	696	733	903	159	292	388	521	339	1157	197	472	552	167	277	25
<b>B008C: At a party</b>																
1. Not at all	17.1	16.6	18.1	17.6	24.3	12.1	18.1	20.3	15.3	16.6	25.7	30.7	10.0	17.1	9.1	10.4
2. A few of the times	15.7	15.2	17.1	14.4	21.8	16.3	12.2	15.4	19.8	16.7	12.0	19.7	16.2	13.8	10.3	12.3
3. Some of the times	14.0	10.9	15.8	12.7	12.9	12.5	13.7	14.0	15.4	13.0	15.0	12.3	16.7	11.0	13.3	10.7
4. Most of the times	30.6	33.0	28.6	35.2	14.3	36.9	31.6	26.6	30.3	31.4	27.9	18.8	36.1	32.2	40.8	12.6
5. Every time	22.6	24.4	20.4	20.1	26.7	22.2	24.3	23.6	19.2	22.2	19.5	18.5	21.0	25.8	26.5	54.1
<i>Item 1740 Subject A05c</i>	<i>N†</i> 1541	700	730	903	159	289	388	520	344	1156	199	473	551	167	276	25

†=excludes respondents for whom question was inappropriate.



# DESCRIPTIVE RESULTS: 2011

59

QUESTIONNAIRE FORM 1 2011	TOTAL	SEX		RACE		REGION				COLLEGE PLANS?		ILLICIT DRUG USE: LIFETIME				
		M	F	White	Black	NE	NC	S	W	Yes	No	None	Mari- juana Only	Few Pills	More Pills	Any Her- oin
<i>N (Weighted No. of Cases):</i>	2476	1122	1139	1345	300	432	579	898	567	1875	304	1144	637	205	320	28
<i>% of Weighted Total:</i>	100.0	45.3	46.0	54.3	12.1	17.4	23.4	36.3	22.9	75.7	12.3	46.2	25.7	8.3	12.9	1.1
<b>B008D:</b> When your date or spouse was present																
1. Not at all	55.8	59.2	54.0	52.8	70.5	50.5	54.5	56.9	60.0	58.3	55.3	71.8	54.0	51.2	38.9	27.8
2. A few of the times	18.6	16.2	20.3	18.9	14.5	21.6	14.9	20.2	17.8	17.9	17.0	14.3	23.6	17.0	18.0	22.0
3. Some of the times	12.6	13.1	11.5	14.4	8.2	12.8	14.4	10.4	13.9	12.7	8.4	6.4	12.3	18.2	18.5	20.6
4. Most of the times	8.7	8.1	8.8	9.0	3.4	10.0	12.1	7.6	5.3	7.3	11.6	4.9	7.6	9.5	15.2	12.0
5. Every time	4.3	3.4	5.3	4.8	3.5	5.0	4.1	4.8	3.1	3.8	7.6	2.6	2.4	4.0	9.4	17.6
<i>Item 1750 Subject A05b</i>	<i>N†</i> 1540	697	733	900	161	290	386	523	341	1157	199	473	551	168	276	25
<b>B008E:</b> When people over age 30 were present																
1. Not at all	40.3	38.9	42.1	39.5	52.4	40.4	40.4	39.9	40.8	41.3	39.3	45.3	42.9	40.3	26.7	12.1
2. A few of the times	28.5	28.9	27.3	29.8	22.1	29.0	29.8	27.3	28.3	28.2	26.9	27.2	26.9	24.0	36.4	49.8
3. Some of the times	15.3	16.3	13.7	14.2	14.1	15.0	15.1	16.1	14.6	14.6	16.1	9.1	18.0	16.8	20.3	19.4
4. Most of the times	8.4	8.4	8.5	7.9	6.8	7.8	6.9	11.0	6.7	8.4	8.3	7.3	7.8	9.0	10.4	10.0
5. Every time	7.5	7.4	8.4	8.5	4.6	7.8	7.8	5.7	9.6	7.5	9.5	11.1	4.4	9.9	6.1	8.7
<i>Item 1760 Subject A05b</i>	<i>N†</i> 1554	705	739	913	160	296	388	525	345	1166	202	480	555	167	278	25
<b>B008F:</b> During the daytime (before 4:00 p.m.)																
1. Not at all	67.2	64.4	71.5	66.8	79.7	65.9	66.2	69.0	66.8	69.5	60.3	79.5	70.1	64.4	45.5	46.6
2. A few of the times	21.8	23.6	19.1	22.7	13.9	22.3	24.2	19.1	22.8	21.5	24.6	14.2	20.7	22.2	37.6	37.8
3. Some of the times	7.1	7.5	5.9	7.2	2.9	5.8	6.5	7.9	7.6	5.8	8.8	3.2	7.2	6.4	12.3	4.4
4. Most of the times	2.3	3.1	1.6	2.1	2.5	1.8	2.3	3.0	1.6	1.8	4.7	1.0	1.3	4.0	3.9	8.1
5. Every time	1.6	1.3	1.9	1.2	1.0	4.2	0.9	1.1	1.2	1.3	1.6	2.1	0.7	3.0	0.8	3.1
<i>Item 1770 Subject A05c</i>	<i>N†</i> 1549	699	738	910	158	295	388	523	343	1162	201	479	553	165	277	25
<b>B008G:</b> At your home (or apartment or dorm)																
1. Not at all	42.9	43.2	44.7	42.9	51.0	41.6	43.2	41.6	45.7	43.8	43.8	50.2	42.9	38.8	34.4	22.9
2. A few of the times	29.6	28.2	29.7	29.3	22.4	25.6	27.5	32.2	31.5	29.2	26.4	25.9	32.1	34.3	29.5	36.7
3. Some of the times	10.9	12.9	7.0	11.4	5.3	14.4	12.0	9.7	8.4	9.8	11.5	6.2	11.4	12.5	16.6	3.9
4. Most of the times	10.5	9.4	11.9	9.8	14.3	12.8	9.9	10.8	8.6	10.8	12.1	9.3	9.5	6.0	15.4	24.5
5. Every time	6.2	6.3	6.7	6.7	6.9	5.6	7.5	5.8	5.9	6.4	6.2	8.4	4.2	8.4	4.2	12.0
<i>Item 1780 Subject A05c</i>	<i>N†</i> 1550	703	735	910	159	292	388	525	345	1160	203	477	555	167	277	25
<b>B008H:</b> At school																
1. Not at all	93.2	92.7	95.3	96.4	89.9	97.4	95.5	91.2	90.0	94.3	91.1	97.0	94.5	92.7	87.0	79.9
2. A few of the times	4.0	4.0	3.7	2.4	7.8	1.5	2.3	5.0	6.7	4.0	3.8	2.3	3.9	2.4	8.6	5.6
3. Some of the times	1.4	1.2	0.5	0.8	0.8	0.5	0.6	2.4	1.6	0.8	2.7	0.3	1.0	4.0	1.2	5.1
4. Most of the times	0.6	0.7	0.3	0.3	-	-	0.4	0.7	1.1	0.2	1.3	0.3	0.3	1.0	1.5	-
5. Every time	0.8	1.3	0.1	0.2	1.5	0.6	1.1	0.7	0.6	0.7	1.1	0.1	0.3	-	1.7	9.4
<i>Item 1790 Subject A05c</i>	<i>N†</i> 1548	703	734	907	160	291	388	525	345	1159	202	476	554	167	277	25
<b>B008I:</b> In a car																
1. Not at all	73.1	72.9	76.0	73.6	81.0	72.7	71.3	72.8	76.1	75.1	73.7	88.7	72.1	66.4	57.4	42.6
2. A few of the times	16.2	15.7	16.5	16.7	10.8	17.5	17.7	16.1	13.8	16.2	13.3	8.0	18.2	20.7	21.8	34.8
3. Some of the times	7.1	7.4	4.9	7.2	2.9	7.2	7.5	7.3	6.4	6.5	4.8	1.2	7.6	10.1	14.2	4.3
4. Most of the times	2.5	2.5	2.4	1.8	3.1	2.1	2.3	2.6	2.7	1.3	6.6	1.7	0.9	2.8	5.7	11.8
5. Every time	1.0	1.5	0.3	0.6	2.2	0.5	1.2	1.2	1.0	0.9	1.6	0.3	1.3	-	0.9	6.5
<i>Item 1810 Subject A05c</i>	<i>N†</i> 1549	703	735	908	160	291	388	525	345	1160	202	476	555	167	277	25
<b>B008J:</b> At a park or beach																
1. Not at all	71.1	70.7	74.5	71.7	81.1	69.5	74.2	71.0	69.0	73.0	70.6	86.0	72.3	63.6	51.6	43.2
2. A few of the times	16.1	16.5	15.1	16.9	8.1	15.2	14.0	16.1	19.4	15.7	18.1	10.1	16.2	21.2	23.2	21.5
3. Some of the times	8.6	7.7	7.9	8.5	4.4	11.6	8.2	7.4	8.2	8.1	6.1	2.1	7.6	11.2	18.6	12.1
4. Most of the times	3.1	3.5	2.3	2.4	5.3	2.7	2.3	4.5	2.4	2.4	3.4	1.4	3.0	3.8	5.4	11.3
5. Every time	1.1	1.7	0.2	0.5	1.2	1.1	1.3	1.1	1.0	0.8	1.8	0.5	0.9	0.2	1.2	12.0
<i>Item 30910 Subject A05c</i>	<i>N†</i> 1548	702	734	907	160	292	388	523	345	1160	201	476	554	167	277	23
<b>B008K:</b> At a bar or restaurant																
1. Not at all	75.8	77.6	76.0	78.0	80.3	65.7	78.4	75.6	81.8	77.4	77.8	81.3	78.6	70.9	67.2	42.4
2. A few of the times	13.6	12.0	14.4	11.6	12.8	17.0	11.3	14.7	11.7	13.9	6.9	12.3	11.5	18.1	17.1	28.2
3. Some of the times	6.0	6.5	4.8	6.9	4.0	9.4	7.2	5.6	2.4	5.2	9.7	2.3	6.4	5.1	10.5	17.0
4. Most of the times	2.8	2.4	3.2	2.6	1.6	4.9	2.2	2.2	2.6	2.5	3.1	2.3	2.5	2.5	4.9	3.9
5. Every time	1.7	1.6	1.6	0.8	1.2	3.0	0.9	1.9	1.4	0.9	2.6	1.8	1.0	3.5	0.3	8.5
<i>Item 30920 Subject A05c</i>	<i>N†</i> 1548	702	734	906	160	292	388	523	345	1160	201	476	555	167	277	23

†=excludes respondents for whom question was inappropriate.



QUESTIONNAIRE FORM 1 2011	TOTAL	SEX		RACE		REGION				COLLEGE PLANS?		ILLCIT DRUG USE: LIFETIME					
		M	F	White	Black	NE	NC	S	W	Yes	No	None	Mari- juana Only	Few Pills	More Pills	Any Her- oin	
<i>N (Weighted No. of Cases):</i>	2476	1122	1139	1345	300	432	579	898	567	1875	304	1144	637	205	320	28	
<i>% of Weighted Total:</i>	100.0	45.3	46.0	54.3	12.1	17.4	23.4	36.3	22.9	75.7	12.3	46.2	25.7	8.3	12.9	1.1	
<b>B009:</b> What have been the most important reasons for your drinking alcoholic beverages? (Mark all that apply.)																	
A. To experiment—to see what it's like	53.1	53.4	54.2	52.0	59.5	58.6	50.3	51.2	54.5	55.6	50.7	65.6	51.6	48.2	41.6	21.4	
B. To relax or relieve tension	40.9	43.7	38.6	43.5	29.8	37.8	41.9	41.3	42.0	39.7	48.6	24.8	43.7	50.1	54.5	61.2	
C. To feel good or get high	36.0	38.6	32.0	36.4	25.8	38.4	38.5	33.4	35.2	35.3	30.9	13.5	43.5	44.2	52.4	49.5	
D. To seek deeper insights and understanding	6.9	9.3	4.4	7.2	5.0	7.8	8.7	6.7	4.4	5.8	10.0	3.2	6.5	17.7	7.7	11.9	
E. To have a good time with my friends	72.2	72.2	72.5	75.1	59.4	77.7	73.0	69.2	71.1	72.7	65.6	55.8	80.1	82.8	77.5	80.4	
F. To fit in with a group I like	6.3	5.8	6.7	7.7	2.5	11.1	7.7	4.0	4.1	6.3	7.5	5.1	7.7	3.8	7.0	2.0	
G. To get away from my problems or troubles	19.8	18.4	19.7	18.7	12.9	20.0	22.8	17.7	19.5	18.4	20.4	9.2	20.6	25.9	28.2	43.3	
H. Because of boredom, nothing else to do	21.3	21.9	19.3	22.3	12.2	20.7	22.0	23.6	17.8	19.3	25.8	11.6	21.2	25.9	34.6	35.7	
I. Because of anger or frustration	10.4	9.2	9.6	8.1	7.8	9.1	12.5	9.8	10.1	8.2	14.9	5.8	10.2	13.9	14.9	23.1	
J. To get through the day	2.7	3.7	1.4	1.6	1.4	1.7	3.0	2.3	3.6	2.0	4.2	1.4	2.3	2.5	4.8	3.9	
K. To increase the effects of some other drug(s)	4.5	5.5	2.5	3.5	3.9	4.1	4.8	5.2	3.4	3.2	7.1	-	3.4	2.6	13.2	16.5	
L. To decrease (offset) the effects of some other drug(s)	0.8	0.8	0.2	0.1	1.2	0.3	0.7	1.1	1.0	0.5	0.6	-	0.3	0.8	2.6	-	
M. To get to sleep	7.5	10.2	4.9	8.0	7.7	6.8	8.0	7.8	7.2	7.5	9.8	4.2	5.2	10.3	15.4	15.5	
N. Because it tastes good	35.4	35.1	34.1	34.8	32.7	34.1	33.7	38.2	34.3	34.4	38.9	29.9	37.9	34.9	37.7	66.9	
O. Because I am "hooked"—I feel I have to drink	1.7	1.4	1.0	0.7	3.3	1.0	1.9	2.4	1.0	0.8	3.3	0.6	0.8	1.4	4.0	5.5	
<i>Item 1820-1960 Subject A06a</i>	<i>N†</i>	1526	693	729	902	155	290	380	514	342	1142	201	468	550	164	275	24
<b>B010:</b> When you drink alcoholic beverages, how high do you usually get?																	
1. Not at all high	30.0	27.9	32.3	28.0	39.6	28.5	27.2	33.4	29.1	30.4	30.3	51.7	20.7	21.8	16.9	17.3	
2. A little high	26.7	22.6	31.1	25.1	30.1	23.6	25.1	29.2	27.5	27.0	28.5	28.1	28.2	23.6	25.8	26.5	
3. Moderately high	34.3	37.7	31.1	38.5	20.7	38.6	36.0	29.8	35.6	35.3	27.0	17.6	42.2	46.0	41.1	33.0	
4. Very high	9.0	11.8	5.4	8.3	9.7	9.3	11.8	7.6	7.8	7.2	14.2	2.7	8.9	8.6	16.3	23.2	
<i>Item 1970 Subject A01e</i>	<i>N†</i>	1546	701	736	910	161	293	381	528	344	1162	200	482	553	166	276	24
<b>B011:</b> When you drink alcoholic beverages, how long do you usually stay high?																	
1. Usually don't get high	32.0	29.7	34.7	29.5	43.3	28.6	28.2	36.1	32.7	32.5	32.6	54.5	21.3	26.8	18.8	16.6	
2. One to two hours	28.5	25.9	31.0	27.7	22.7	29.3	28.6	28.2	28.0	27.6	30.4	28.7	30.5	26.8	25.0	49.7	
3. Three to six hours	33.7	36.9	30.7	36.9	26.4	38.0	35.9	29.3	34.3	34.5	26.5	14.8	42.6	39.0	45.4	27.8	
4. Seven to 24 hours	5.0	6.2	3.5	5.3	6.9	3.2	6.5	5.4	4.5	4.8	8.7	2.0	5.1	7.4	8.1	5.9	
5. More than 24 hours	0.9	1.4	0.1	0.6	0.7	1.0	0.9	1.0	0.5	0.6	1.7	-	0.5	-	2.7	-	
<i>Item 1980 Subject A01f</i>	<i>N†</i>	1535	696	735	908	157	293	378	522	342	1157	198	479	549	166	276	23
The following questions ask about how much you have to drink on the occasions when you drink alcoholic beverages. For these questions, a "drink" means any of the following: a 12-ounce can (or bottle) of beer, a 4-ounce glass of wine, a 12-ounce bottle (or can) of wine cooler, a mixed drink, shot glass of liquor, or the equivalent.																	
<b>B012:</b> Think back over the LAST TWO WEEKS. How many times have you had four or more drinks in a row?																	
1. None	65.2	58.1	74.1	60.9	84.7	63.8	59.8	68.1	68.0	66.6	61.2	83.0	64.9	53.5	47.1	24.4	
2. Once	13.9	16.7	11.5	16.2	6.4	14.6	14.3	14.0	12.6	14.0	16.6	9.8	15.8	18.3	14.3	8.8	
3. Twice	9.9	11.9	7.7	11.8	3.8	12.1	10.7	8.2	9.6	9.9	11.0	4.7	9.7	10.6	17.4	26.4	
4. 3 to 5 times	8.4	9.8	5.8	9.0	4.7	8.2	11.2	7.0	7.8	7.3	8.9	1.9	8.2	14.2	14.2	33.7	
5. 6 to 9 times	1.6	2.6	0.6	1.7	0.4	0.3	3.6	1.0	1.6	1.6	2.3	0.3	0.7	3.4	5.0	2.0	
6. 10 or more times	0.9	1.0	0.2	0.4	-	1.0	0.3	1.7	0.4	0.5	-	0.3	0.6	-	2.1	4.7	
<i>Item 845 Subject A01d</i>	<i>N†</i>	1507	686	723	896	155	286	376	511	333	1144	192	471	545	157	269	23

†=excludes respondents for whom question was inappropriate.



# DESCRIPTIVE RESULTS: 2011

61

QUESTIONNAIRE FORM 1 2011	TOTAL	SEX		RACE		REGION				COLLEGE PLANS?		ILLICIT DRUG USE: LIFETIME					
		M	F	White	Black	NE	NC	S	W	Yes	No	None	Mari- juana Only	Few Pills	More Pills	Any Her- oin	
<i>N (Weighted No. of Cases):</i>	2476	1122	1139	1345	300	432	579	898	567	1875	304	1144	637	205	320	28	
<i>% of Weighted Total:</i>	100.0	45.3	46.0	54.3	12.1	17.4	23.4	36.3	22.9	75.7	12.3	46.2	25.7	8.3	12.9	1.1	
<b>B013:</b> During the last two weeks, how many times have you had five or more drinks in a row?																	
1. None	72.2	63.9	81.6	68.3	90.1	71.3	66.8	75.4	74.0	74.1	66.5	88.3	72.6	60.0	55.6	28.5	
2. Once	12.6	15.7	9.4	14.6	4.2	12.9	13.1	13.5	10.3	12.1	15.5	7.6	12.5	22.7	14.6	25.1	
3. Twice	6.9	8.4	5.6	8.4	2.1	8.7	7.7	4.6	8.0	6.8	7.8	1.7	8.2	4.4	14.3	21.5	
4. 3 to 5 times	6.3	9.0	2.9	6.9	3.2	5.9	9.2	4.2	6.5	5.6	7.9	2.0	5.5	10.2	10.6	17.9	
5. 6 to 9 times	1.0	1.8	0.2	1.3	0.4	0.3	2.8	0.5	0.4	0.9	2.0	0.1	0.6	2.6	2.5	2.1	
6. 10 or more times	1.0	1.1	0.2	0.6	-	1.0	0.4	1.7	0.7	0.6	0.3	0.3	0.6	-	2.4	5.0	
<i>Item 850 Subject A01d</i>	<i>N†</i>	1519	684	729	897	158	288	377	515	338	1149	193	470	551	165	271	22
<b>B014A:</b> During the last two weeks, how many times (if any) have you had 10 or more drinks in a row?																	
1. None	85.1	79.1	93.1	82.9	94.6	84.5	82.6	85.2	88.1	87.0	79.1	95.5	85.2	77.8	74.8	56.3	
2. Once	6.9	8.9	4.3	8.6	3.0	7.3	6.2	6.8	7.6	6.3	9.2	3.1	6.7	11.3	9.8	21.9	
3. Twice	4.3	6.6	1.7	5.2	-	4.8	4.8	4.3	3.2	4.4	3.7	0.8	4.8	7.4	8.0	5.0	
4. 3 to 5 times	2.5	4.0	0.7	2.2	2.0	2.3	5.3	1.6	0.8	1.6	5.9	0.3	2.9	3.5	3.4	10.5	
5. 6 to 9 times	0.5	0.9	-	0.7	0.4	0.3	1.0	0.7	-	0.3	1.8	-	0.1	-	2.6	1.9	
6. 10 or more times	0.7	0.6	0.2	0.3	-	0.7	0.1	1.3	0.4	0.4	0.3	0.3	0.3	-	1.4	4.4	
<i>Item 853 Subject A01d</i>	<i>N†</i>	1519	688	726	893	159	283	375	520	340	1149	194	473	548	163	271	25
<b>B014B:</b> During the last two weeks, how many times (if any) have you had 15 or more drinks in a row?																	
1. None	93.0	90.2	97.2	92.9	96.3	94.1	90.1	92.6	95.7	94.8	87.3	99.3	94.8	88.8	83.7	74.5	
2. Once	3.3	4.3	2.0	3.5	1.7	2.3	4.9	3.4	2.4	3.1	4.2	0.1	2.6	9.2	6.9	4.6	
3. Twice	1.5	2.8	0.3	1.8	-	1.6	2.3	1.5	0.6	1.0	3.5	0.3	1.6	1.5	3.7	-	
4. 3 to 5 times	1.0	1.3	0.3	0.9	1.1	1.0	2.1	0.5	0.6	0.5	2.6	-	0.6	0.4	2.2	11.1	
5. 6 to 9 times	0.4	0.7	-	0.7	-	-	0.5	0.6	0.3	0.2	1.8	-	-	-	2.1	2.0	
6. 10 or more times	0.8	0.6	0.2	0.3	0.9	1.0	0.1	1.5	0.4	0.4	0.7	0.3	0.4	-	1.4	7.8	
<i>Item 855 Subject A01d</i>	<i>N†</i>	1530	694	730	900	160	286	379	523	341	1154	198	476	553	164	273	24
<b>B015:</b> Have you ever tried to stop using alcoholic beverages and found that you couldn't stop?																	
1. Yes	3.4	2.6	3.7	2.4	4.3	3.0	3.2	3.6	3.7	2.4	6.5	2.3	2.9	0.2	8.4	6.0	
2. No	96.6	97.4	96.3	97.6	95.7	97.0	96.8	96.4	96.3	97.6	93.5	97.7	97.1	99.8	91.6	94.0	
<i>Item 2020 Subject A01i</i>	<i>N†</i>	1535	698	735	909	159	293	381	520	340	1160	200	477	552	167	277	25
<b>B016:</b> On how many occasions (if any) have you been drunk or very high from drinking alcoholic beverages?																	
<b>B016A:</b> . . . in your lifetime?																	
1. 0 occasions	50.4	49.6	52.3	46.4	68.7	41.8	48.9	54.9	51.3	53.3	45.6	78.7	22.3	23.8	17.4	2.0	
2. 1-2	13.7	12.7	15.0	12.7	15.3	11.9	12.6	14.8	14.3	13.1	16.4	10.3	20.5	22.6	8.2	11.1	
3. 3-5	9.0	8.3	9.2	8.3	5.2	11.0	8.3	9.0	8.4	7.8	13.2	4.7	14.3	11.5	10.5	21.2	
4. 6-9	6.9	6.5	7.3	7.9	3.5	8.8	6.7	6.6	6.1	7.2	5.8	2.2	14.0	10.2	9.6	4.3	
5. 10-19	6.9	7.1	7.1	9.0	2.3	7.4	8.4	4.8	8.1	7.4	5.8	1.6	12.4	9.9	13.4	11.5	
6. 20-39	4.9	5.5	4.3	5.8	0.8	7.2	6.2	3.0	5.0	4.6	3.9	1.0	7.1	9.7	13.4	13.8	
7. 40 or more	8.1	10.4	4.9	9.8	4.1	11.9	8.9	6.8	6.8	6.6	9.3	1.4	9.3	12.4	27.4	36.2	
<i>Item 25020 Subject A01a</i>	<i>N</i>	2182	995	1057	1238	258	372	519	782	510	1710	260	1096	567	176	268	25
<b>B016B:</b> . . . during the last 12 months?																	
1. 0 occasions	58.1	56.8	60.2	52.9	76.5	50.1	55.3	62.3	60.3	60.1	56.9	83.9	32.7	35.2	24.4	20.8	
2. 1-2	16.3	15.4	17.4	16.8	11.8	15.1	14.4	18.2	16.4	15.7	19.4	9.1	26.3	31.6	15.1	16.5	
3. 3-5	8.0	7.3	8.4	9.4	4.4	9.8	8.6	7.0	7.5	7.7	8.6	3.1	14.7	5.6	14.5	6.3	
4. 6-9	6.2	6.3	6.5	7.0	3.1	7.8	8.0	4.8	5.4	6.8	2.8	2.2	10.7	7.8	12.2	9.6	
5. 10-19	5.0	5.9	3.5	6.0	0.1	7.6	5.8	3.1	5.0	4.5	4.6	0.6	6.9	11.7	13.5	19.0	
6. 20-39	2.9	3.2	2.5	3.6	2.4	4.2	4.4	1.7	2.3	2.3	3.3	0.9	4.3	3.1	7.2	9.3	
7. 40 or more	3.6	5.2	1.5	4.2	1.7	5.3	3.6	3.1	3.2	2.9	4.4	0.3	4.4	4.9	13.1	18.5	
<i>Item 25030 Subject A01b</i>	<i>N</i>	2173	990	1053	1235	255	372	515	778	508	1705	259	1093	563	174	268	25

†=excludes respondents for whom question was inappropriate.



## MONITORING THE FUTURE

QUESTIONNAIRE FORM 1 2011	TOTAL	SEX		RACE		REGION				COLLEGE PLANS?		ILLICIT DRUG USE: LIFETIME				
		M	F	White	Black	NE	NC	S	W	Yes	No	None	Mari- juana Only	Few Pills	More Pills	Any Her- oin
<i>N (Weighted No. of Cases):</i>	2476	1122	1139	1345	300	432	579	898	567	1875	304	1144	637	205	320	28
<i>% of Weighted Total:</i>	100.0	45.3	46.0	54.3	12.1	17.4	23.4	36.3	22.9	75.7	12.3	46.2	25.7	8.3	12.9	1.1
<b>B016C:</b> . . . during the last 30 days?																
1. 0 occasions	76.2	73.3	79.9	71.8	88.7	69.5	71.3	80.0	80.3	77.3	75.8	92.3	62.9	63.5	50.4	39.0
2. 1-2	13.6	15.1	12.7	16.5	5.7	18.6	16.6	10.6	11.6	13.9	14.5	5.5	22.8	21.3	22.0	25.5
3. 3-5	5.4	5.9	4.6	6.5	1.5	5.3	6.0	5.7	4.5	5.1	4.0	1.8	8.1	7.6	13.3	8.8
4. 6-9	2.3	2.2	1.9	2.4	2.1	2.0	2.6	2.2	2.3	2.0	1.4	0.3	2.9	5.1	7.0	6.2
5. 10-19	1.3	1.9	0.5	1.8	-	2.9	2.3	0.2	1.0	1.0	1.9	-	2.1	0.6	4.0	12.5
6. 20-39	0.5	0.8	0.3	0.7	0.7	1.2	1.3	0.1	-	0.4	1.1	0.1	-	1.9	2.5	-
7. 40 or more	0.6	0.8	0.1	0.2	1.4	0.4	-	1.2	0.3	0.2	1.3	0.1	1.1	-	0.6	8.0
<i>Item 25040 Subject A01c</i>	<i>N</i> 2170	988	1052	1233	255	372	515	777	507	1704	257	1093	562	174	268	23
<b>B017:</b> Do you think you will be drinking alcoholic beverages five years from now?																
1. I definitely will	24.5	26.1	23.0	28.5	14.0	30.1	31.3	20.6	19.3	24.5	22.6	12.7	34.5	34.8	39.6	37.5
2. I probably will	45.5	43.1	48.4	46.7	40.1	48.6	47.8	40.3	48.9	45.6	46.2	42.7	50.6	49.3	46.4	47.5
3. I probably will not	12.7	13.6	11.7	12.2	14.1	7.8	10.2	14.8	15.7	12.5	13.7	17.7	7.6	7.3	7.2	2.7
4. I definitely will not	17.3	17.3	16.9	12.7	31.7	13.5	10.6	24.3	16.1	17.4	17.5	26.9	7.3	8.5	6.9	12.3
<i>Item 2030 Subject A04a</i>	<i>N</i> 2387	1098	1133	1336	293	412	566	858	550	1848	299	1139	637	200	315	28
The next questions are about MARIJUANA and HASHISH.																
Marijuana is sometimes called: weed, pot, dope. Hashish is sometimes called: hash, hash oil.																
<b>B018:</b> On how many occasions (if any) have you used hashish . . .																
<b>B018A:</b> . . . in your lifetime?																
1. 0 occasions	88.0	84.7	92.9	87.4	95.1	85.4	89.3	91.0	84.0	89.9	83.0	100.0	85.3	76.0	62.1	47.2
2. 1-2	5.1	6.7	3.0	5.4	2.3	6.8	4.6	4.4	5.3	4.5	5.6	-	8.7	10.3	12.2	9.2
3. 3-5	2.8	3.3	2.3	3.3	1.1	4.2	2.7	1.6	3.8	2.6	4.6	-	2.7	7.1	9.5	18.6
4. 6-9	1.3	1.6	0.8	1.4	0.6	1.1	1.2	0.7	2.7	0.9	2.6	-	1.3	2.9	5.1	8.1
5. 10-19	0.7	1.0	0.4	0.9	-	0.2	0.2	-	2.6	0.8	0.5	-	0.6	0.7	3.1	1.0
6. 20-39	0.3	0.3	0.1	0.2	-	0.2	0.5	0.4	0.1	0.3	0.7	-	0.2	1.7	1.1	-
7. 40 or more	1.7	2.3	0.5	1.4	0.9	2.1	1.6	1.9	1.4	1.1	3.1	-	1.2	1.5	7.0	15.9
<i>Item 2040 Subject A01a</i>	<i>N</i> 2352	1082	1121	1323	283	409	559	842	541	1834	289	1144	634	199	311	27
<b>B018B:</b> . . . during the last 12 months?																
1. 0 occasions	92.0	89.7	95.6	91.3	96.6	90.4	93.2	94.6	88.1	93.4	88.2	100.0	90.2	85.7	73.3	71.1
2. 1-2	4.0	5.4	2.4	4.8	1.1	5.0	3.6	2.7	5.6	3.3	6.5	-	6.9	8.4	10.7	1.0
3. 3-5	1.6	1.7	1.3	1.8	0.8	2.5	0.9	0.6	3.2	1.5	1.8	-	1.5	0.9	7.4	10.9
4. 6-9	0.7	0.9	0.1	0.6	0.6	0.4	0.5	0.5	1.5	0.6	0.8	-	0.2	3.6	2.6	1.0
5. 10-19	0.3	0.5	0.1	0.4	0.4	0.4	0.5	0.1	0.3	0.2	1.2	-	0.2	0.3	1.1	2.5
6. 20-39	0.3	0.3	0.2	0.3	-	0.2	0.1	0.1	0.8	0.3	0.2	-	0.1	-	1.3	7.6
7. 40 or more	1.1	1.4	0.2	0.9	0.5	1.0	1.2	1.4	0.5	0.8	1.4	-	0.9	1.2	3.6	5.8
<i>Item 2050 Subject A01b</i>	<i>N</i> 2347	1078	1121	1321	282	409	557	840	542	1830	289	1144	634	195	312	27
<b>B018C:</b> . . . during the last 30 days?																
1. 0 occasions	96.5	95.5	98.6	96.9	97.3	97.2	96.8	96.9	95.0	97.4	92.7	100.0	95.9	94.9	88.7	79.4
2. 1-2	1.5	2.2	0.8	1.7	0.9	1.1	1.4	1.1	2.6	1.2	3.8	-	2.8	1.5	5.0	-
3. 3-5	0.4	0.6	0.1	0.2	1.0	0.2	0.3	0.1	0.9	0.1	1.5	-	-	0.7	1.5	10.0
4. 6-9	0.3	0.2	*	0.2	0.3	0.2	0.2	0.5	0.3	0.2	0.6	-	0.3	1.8	0.5	1.8
5. 10-19	0.4	0.6	0.1	0.5	-	0.2	0.2	0.4	0.7	0.4	0.3	-	0.1	0.7	1.5	4.8
6. 20-39	0.1	0.1	0.1	0.1	-	0.2	0.1	0.1	0.1	0.1	-	-	0.1	-	0.7	-
7. 40 or more	0.8	0.9	0.2	0.5	0.5	0.8	0.9	0.9	0.3	0.5	1.2	-	0.8	0.4	2.1	4.1
<i>Item 2060 Subject A01c</i>	<i>N</i> 2347	1079	1121	1322	282	409	557	839	543	1828	291	1144	633	195	311	27
<b>B019:</b> On how many occasions (if any) have you used marijuana . . .																
<b>B019A:</b> . . . in your lifetime?																
1. 0 occasions	54.0	51.7	58.6	54.6	60.9	50.4	54.7	58.2	49.5	57.6	47.5	100.0	-	31.6	16.4	-
2. 1-2	9.1	7.9	10.3	7.0	11.9	8.3	8.1	8.8	11.1	8.7	10.5	-	28.1	8.8	4.8	2.1
3. 3-5	5.6	5.5	5.7	5.5	4.2	6.5	5.3	3.9	7.8	5.6	6.4	-	15.3	5.7	5.2	19.1
4. 6-9	4.8	5.2	4.7	5.2	2.9	4.6	5.1	4.7	5.0	4.8	4.0	-	12.4	3.8	7.3	8.8
5. 10-19	4.3	3.8	4.6	4.8	1.5	3.9	4.5	3.6	5.6	3.7	5.6	-	9.2	7.3	8.4	-
6. 20-39	4.7	3.6	6.1	5.3	2.1	5.1	4.8	4.0	5.2	5.2	1.7	-	10.3	9.0	8.1	1.8
7. 40 or more	17.5	22.4	10.0	17.6	16.5	21.2	17.5	16.8	15.7	14.3	24.3	-	24.8	33.8	49.7	68.3
<i>Item 2070 Subject A01a</i>	<i>N</i> 2338	1077	1113	1319	279	405	556	834	543	1821	290	1144	633	199	310	27

\*= $\leq$  .05 percent.



# DESCRIPTIVE RESULTS: 2011

63

QUESTIONNAIRE FORM 1 2011	TOTAL	SEX		RACE		REGION				COLLEGE PLANS?		ILLICIT DRUG USE: LIFETIME				
		M	F	White	Black	NE	NC	S	W	Yes	No	None	Mari- juana Only	Few Pills	More Pills	Any Her- oin
<i>N (Weighted No. of Cases):</i>	2476	1122	1139	1345	300	432	579	898	567	1875	304	1144	637	205	320	28
<i>% of Weighted Total:</i>	100.0	45.3	46.0	54.3	12.1	17.4	23.4	36.3	22.9	75.7	12.3	46.2	25.7	8.3	12.9	1.1
<b>B019B:</b> . . . during the last 12 months?																
1. 0 occasions	62.9	60.2	68.0	62.9	68.8	59.0	62.3	65.8	62.0	65.5	61.2	100.0	23.3	42.6	27.9	2.9
2. 1-2	9.0	9.0	9.0	8.3	7.9	9.1	7.6	8.5	10.9	8.9	9.6	-	25.8	8.6	7.5	10.9
3. 3-5	5.3	4.9	5.8	6.2	4.1	5.7	6.7	4.1	5.5	5.3	4.2	-	11.8	7.6	8.9	25.6
4. 6-9	4.2	3.7	4.4	4.0	1.9	3.7	3.2	4.6	5.1	3.9	4.6	-	9.9	8.3	4.8	4.7
5. 10-19	4.2	3.2	5.2	4.3	2.2	4.9	4.0	3.1	5.5	4.2	2.2	-	7.8	8.1	10.2	4.7
6. 20-39	3.1	3.1	2.7	3.3	2.0	4.0	4.1	2.1	3.1	2.4	5.1	-	5.3	5.5	7.1	14.7
7. 40 or more	11.3	15.8	4.8	11.0	13.0	13.4	12.3	11.8	7.9	9.8	13.1	-	16.2	19.3	33.5	36.6
<i>Item 2080 Subject A01b</i>	<i>N</i> 2335	1075	1113	1315	280	404	555	831	545	1816	291	1144	632	199	309	27
<b>B019C:</b> . . . during the last 30 days?																
1. 0 occasions	75.7	73.4	80.6	76.4	76.0	71.5	75.6	76.0	78.2	78.3	74.4	100.0	53.1	57.2	49.6	41.1
2. 1-2	8.2	7.0	9.4	8.3	6.8	9.8	7.1	8.1	8.5	7.9	6.9	-	20.6	12.0	11.3	7.9
3. 3-5	3.7	3.5	3.8	4.2	1.9	3.4	4.1	3.3	4.1	3.8	2.8	-	7.0	11.7	5.0	4.6
4. 6-9	2.3	2.9	1.4	1.6	3.0	2.1	2.5	2.4	2.0	1.9	2.6	-	5.6	1.5	3.8	8.2
5. 10-19	3.1	3.4	1.9	2.5	4.0	3.8	2.9	3.3	2.5	2.5	3.0	-	4.7	6.4	7.7	6.7
6. 20-39	2.2	3.1	1.2	2.5	2.1	3.1	2.6	2.1	1.3	1.7	3.0	-	3.2	4.9	5.9	8.7
7. 40 or more	4.8	6.8	1.6	4.3	6.3	6.4	5.2	4.8	3.4	3.9	7.3	-	5.8	6.3	16.7	22.8
<i>Item 2090 Subject A01c</i>	<i>N</i> 2336	1075	1113	1317	279	404	556	830	546	1816	291	1144	632	198	310	27
IF YOU HAVE NOT USED MARIJUANA OR HASHISH IN THE LAST TWELVE MONTHS, GO TO Q.B028.																
<b>B020:</b> When you used marijuana or hashish during the last year, how often did you use it in each of the following situations?																
<b>B020A:</b> When you were alone																
1. Not at all	59.3	50.9	72.9	62.5	50.7	54.9	63.7	56.8	61.6	61.7	52.2	-	70.1	53.0	41.9	45.2
2. A few of the times	17.8	21.1	13.0	16.7	14.9	22.3	16.9	14.1	20.2	17.2	25.5	-	15.4	23.3	21.2	17.5
3. Some of the times	16.1	19.6	10.4	16.6	23.3	17.1	15.3	20.0	10.9	15.0	15.6	-	9.5	21.3	25.8	21.0
4. Most of the times	3.1	3.5	1.5	1.8	7.6	3.9	2.0	4.1	2.4	2.5	1.5	-	2.6	1.7	3.2	13.2
5. Every time	3.6	4.8	2.3	2.3	3.4	1.8	2.1	4.9	4.8	3.5	5.2	-	2.4	0.7	7.9	3.0
<i>Item 2100 Subject A05a</i>	<i>N†</i> 874	434	356	488	86	166	214	281	212	634	110	-	479	118	227	24
<b>B020B:</b> With just 1 or 2 other people																
1. Not at all	6.5	4.8	6.9	6.4	6.1	5.9	6.2	7.3	6.2	6.8	2.4	-	6.9	4.8	3.8	18.3
2. A few of the times	25.9	19.5	34.7	21.9	34.7	22.4	21.1	27.4	31.5	26.1	24.2	-	30.7	26.8	16.8	6.7
3. Some of the times	22.5	22.6	23.1	25.5	17.6	24.3	25.5	21.4	19.8	22.5	21.4	-	19.0	23.1	28.3	30.1
4. Most of the times	29.7	36.1	20.5	30.1	30.1	38.1	32.7	26.5	24.6	28.1	34.6	-	27.3	33.0	34.8	31.3
5. Every time	15.3	17.0	14.9	16.1	11.6	9.3	14.5	17.5	18.0	16.5	17.3	-	16.1	12.3	16.3	13.7
<i>Item 2110 Subject A05b</i>	<i>N†</i> 874	434	356	488	86	166	214	282	212	635	110	-	481	118	227	24
<b>B020C:</b> At a party																
1. Not at all	26.6	26.3	28.7	24.5	35.4	20.1	23.2	29.0	31.8	27.3	30.2	-	33.6	22.5	14.7	11.1
2. A few of the times	22.5	19.5	26.9	23.9	18.1	17.6	24.3	23.3	23.4	23.3	23.6	-	23.9	24.7	17.7	41.0
3. Some of the times	19.7	20.3	18.6	23.2	12.5	25.0	21.6	17.7	16.4	20.6	14.0	-	17.3	20.6	23.3	7.7
4. Most of the times	15.7	16.5	14.5	14.0	13.6	16.7	15.7	16.2	14.3	15.3	14.7	-	14.5	18.7	17.7	12.6
5. Every time	15.5	17.5	11.3	14.4	20.4	20.7	15.2	13.8	14.1	13.5	17.4	-	10.7	13.4	26.6	27.6
<i>Item 2120 Subject A05c</i>	<i>N†</i> 872	432	356	487	86	165	214	280	213	635	110	-	481	118	225	23
<b>B020D:</b> When your date or spouse was present																
1. Not at all	52.2	57.0	49.4	52.4	53.3	43.6	52.4	52.7	58.0	53.9	55.7	-	59.1	51.8	39.0	55.1
2. A few of the times	18.9	20.3	17.0	17.4	28.1	16.4	17.9	18.5	22.4	19.0	17.0	-	20.3	19.4	15.2	26.7
3. Some of the times	13.2	12.2	12.0	14.9	3.8	20.3	14.1	13.0	6.9	12.2	10.5	-	9.9	13.3	19.8	2.6
4. Most of the times	8.5	6.1	11.6	8.0	6.9	11.2	9.8	7.0	7.1	8.4	6.3	-	5.4	7.7	14.2	12.1
5. Every time	7.2	4.5	10.0	7.4	8.0	8.4	5.9	8.7	5.5	6.5	10.5	-	5.3	7.8	11.8	3.4
<i>Item 2130 Subject A05b</i>	<i>N†</i> 874	433	356	488	85	166	214	280	213	635	110	-	480	118	227	24

†=excludes respondents for whom question was inappropriate.



QUESTIONNAIRE FORM 1 2011	TOTAL	SEX		RACE		REGION				COLLEGE PLANS?		ILLICIT DRUG USE: LIFETIME					
		M	F	White	Black	NE	NC	S	W	Yes	No	None	Mari- juana Only	Few Pills	More Pills	Any Her- oin	
<i>N (Weighted No. of Cases):</i>	2476	1122	1139	1345	300	432	579	898	567	1875	304	1144	637	205	320	28	
<i>% of Weighted Total:</i>	100.0	45.3	46.0	54.3	12.1	17.4	23.4	36.3	22.9	75.7	12.3	46.2	25.7	8.3	12.9	1.1	
<b>B020E:</b> When people over age 30 were present																	
1. Not at all	65.7	64.3	70.2	67.0	57.9	62.9	67.1	62.3	71.0	69.3	55.6	-	75.4	56.2	52.5	57.6	
2. A few of the times	19.0	19.9	17.7	19.2	21.0	23.3	18.2	20.0	15.2	17.4	24.9	-	15.1	28.3	23.3	21.7	
3. Some of the times	9.0	7.9	8.9	8.8	5.9	9.2	9.4	9.4	7.8	7.2	13.1	-	5.4	9.1	14.3	14.9	
4. Most of the times	2.8	4.2	0.6	1.6	12.6	0.6	3.2	4.4	2.0	2.9	1.1	-	2.5	2.0	2.8	2.6	
5. Every time	3.5	3.7	2.7	3.3	2.6	3.9	2.2	3.9	3.8	3.3	5.3	-	1.6	4.4	7.0	3.2	
<i>Item 2140 Subject A05b</i>	<i>N†</i>	871	432	356	488	85	166	214	278	212	633	110	-	479	118	226	24
<b>B020F:</b> During the daytime (before 4:00 p.m.)																	
1. Not at all	29.5	28.8	30.9	28.5	25.3	29.1	30.9	27.6	31.1	31.8	21.7	-	37.5	22.0	16.7	23.5	
2. A few of the times	23.8	20.2	29.8	24.3	29.4	26.9	23.6	23.2	22.4	23.9	24.0	-	28.6	24.1	15.0	18.2	
3. Some of the times	27.0	27.0	25.2	27.7	19.8	21.3	28.5	29.9	26.0	26.0	25.5	-	20.7	34.0	35.7	27.4	
4. Most of the times	11.4	14.7	8.0	12.6	13.4	14.5	10.1	11.6	10.3	10.4	17.3	-	7.4	16.1	17.4	15.9	
5. Every time	8.2	9.3	6.2	6.9	12.1	8.2	6.9	7.7	10.1	7.9	11.6	-	5.7	3.8	15.2	15.1	
<i>Item 2150 Subject A05c</i>	<i>N†</i>	871	431	357	487	86	166	214	278	212	633	110	-	481	116	226	24
<b>B020G:</b> At your home (or apartment or dorm)																	
1. Not at all	45.9	42.7	52.4	48.9	39.4	40.3	49.5	44.2	48.9	48.0	45.4	-	55.2	42.6	29.4	37.9	
2. A few of the times	18.3	14.6	21.2	15.6	18.0	22.1	17.9	17.6	16.6	17.9	15.2	-	19.4	12.7	18.7	21.6	
3. Some of the times	17.3	22.7	10.1	17.9	19.0	13.2	19.1	19.8	15.3	17.0	12.9	-	11.3	28.3	23.4	13.1	
4. Most of the times	10.9	11.4	10.1	11.6	13.2	16.7	6.9	10.9	10.5	9.8	14.7	-	7.3	12.3	17.1	20.9	
5. Every time	7.6	8.5	6.3	6.0	10.3	7.7	6.7	7.5	8.7	7.4	11.8	-	6.8	4.1	11.4	6.5	
<i>Item 2160 Subject A05c</i>	<i>N†</i>	870	431	357	487	86	166	214	277	212	633	110	-	481	116	225	24
<b>B020H:</b> At school																	
1. Not at all	80.4	76.4	88.4	85.9	69.1	88.4	79.7	79.6	75.9	82.7	77.4	-	86.6	79.4	71.7	68.5	
2. A few of the times	9.6	10.6	6.7	7.3	16.2	5.2	8.8	12.1	10.5	8.1	10.6	-	9.0	9.0	10.5	12.9	
3. Some of the times	6.2	8.6	2.4	4.3	13.9	5.0	9.2	4.9	5.8	5.7	5.8	-	2.7	8.3	10.7	8.0	
4. Most of the times	1.8	1.6	2.2	0.9	-	-	0.9	0.8	5.4	1.6	4.0	-	0.6	2.5	3.5	7.6	
5. Every time	2.1	2.8	0.3	1.5	0.8	1.4	1.4	2.6	2.4	1.8	2.2	-	1.1	0.7	3.5	3.0	
<i>Item 2170 Subject A05c</i>	<i>N†</i>	873	434	356	489	86	166	214	280	212	636	110	-	481	118	225	24
<b>B020I:</b> In a car																	
1. Not at all	29.4	29.8	30.3	28.3	31.6	30.9	24.0	29.2	34.0	32.5	24.1	-	37.8	17.5	15.2	51.5	
2. A few of the times	21.9	18.7	26.3	21.0	15.0	19.4	19.0	23.5	24.4	21.4	22.3	-	22.4	28.4	19.5	2.0	
3. Some of the times	25.7	28.7	22.0	28.5	24.4	26.2	27.0	28.0	20.9	24.1	30.1	-	20.3	37.1	31.2	22.2	
4. Most of the times	15.7	16.1	14.8	16.3	15.2	16.7	22.0	11.2	14.4	15.2	15.6	-	12.3	15.2	23.2	19.8	
5. Every time	7.3	6.8	6.6	5.8	13.8	6.7	7.9	8.1	6.3	6.8	7.8	-	7.2	1.8	11.0	4.5	
<i>Item 2190 Subject A05c</i>	<i>N†</i>	871	432	356	488	86	166	214	278	212	634	110	-	479	118	225	24
<b>B020J:</b> At a park or beach																	
1. Not at all	47.9	50.1	47.9	49.2	50.2	41.2	54.8	49.0	44.6	49.9	50.2	-	56.0	45.0	34.0	39.9	
2. A few of the times	18.6	15.4	24.8	20.4	14.9	25.3	14.5	16.5	20.2	18.3	25.8	-	19.6	15.9	18.8	18.3	
3. Some of the times	18.6	17.3	18.0	17.9	11.1	21.6	16.8	16.7	20.5	18.2	11.2	-	13.3	19.9	28.2	13.4	
4. Most of the times	10.6	12.1	7.1	9.3	18.4	7.6	10.9	12.3	10.5	9.5	8.9	-	7.9	16.4	12.1	19.6	
5. Every time	4.3	5.1	2.2	3.1	5.4	4.3	3.1	5.4	4.2	4.1	3.9	-	3.2	2.9	7.0	8.7	
<i>Item 30930 Subject A05c</i>	<i>N†</i>	873	434	357	489	86	166	214	280	213	636	110	-	481	118	226	24
<b>B021:</b> How many of the times when you used marijuana or hashish during the last year did you use it along with alcohol—that is, so that their effects overlapped?																	
1. Not at all	38.1	37.8	39.0	35.1	53.8	31.5	33.2	45.9	38.2	38.4	40.6	-	50.1	25.3	19.0	42.5	
2. A few of the times	28.6	26.8	33.6	32.1	21.4	29.1	26.7	25.7	33.8	30.5	25.5	-	25.1	39.2	32.2	19.2	
3. Some of the times	20.4	19.2	18.9	19.6	18.8	27.5	24.1	14.4	18.8	19.0	21.7	-	14.4	19.9	33.1	13.6	
4. Most of the times	7.0	7.7	6.8	8.2	2.4	7.2	10.1	6.5	4.6	6.6	7.2	-	5.5	10.4	8.4	14.5	
5. Every time	5.8	8.6	1.7	5.0	3.6	4.6	5.9	7.5	4.6	5.5	5.1	-	5.0	5.2	7.3	10.1	
<i>Item 2200 Subject A01h</i>	<i>N†</i>	853	421	352	481	79	161	211	271	211	623	107	-	468	118	222	23

†=excludes respondents for whom question was inappropriate.



# DESCRIPTIVE RESULTS: 2011

65

QUESTIONNAIRE FORM 1 2011	TOTAL	SEX		RACE		REGION				COLLEGE PLANS?		ILLICIT DRUG USE: LIFETIME					
		M	F	White	Black	NE	NC	S	W	Yes	No	None	Mari- juana Only	Few Pills	More Pills	Any Her- oin	
<i>N (Weighted No. of Cases):</i>	2476	1122	1139	1345	300	432	579	898	567	1875	304	1144	637	205	320	28	
<i>% of Weighted Total:</i>	100.0	45.3	46.0	54.3	12.1	17.4	23.4	36.3	22.9	75.7	12.3	46.2	25.7	8.3	12.9	1.1	
<b>B022:</b> What have been the most important reasons for your using marijuana or hashish? (Mark all that apply.)																	
A. To experiment—to see what it's like	59.0	57.5	62.8	63.0	41.6	60.8	61.8	54.9	60.1	62.6	47.2	-	67.3	54.6	46.3	34.0	
B. To relax or relieve tension	66.4	69.5	64.1	66.2	64.3	72.6	64.7	65.2	64.8	66.3	73.4	-	57.8	72.5	82.6	69.4	
C. To feel good or get high	71.7	74.0	71.3	74.2	67.6	71.4	76.1	70.6	69.0	72.2	73.3	-	65.7	73.6	85.9	64.4	
D. To seek deeper insights and understanding	25.9	29.5	21.6	27.6	19.3	24.8	30.7	23.0	25.7	25.0	22.5	-	18.0	35.1	36.9	37.2	
E. To have a good time with my friends	67.2	69.5	65.8	71.2	52.7	69.3	67.8	65.0	67.9	68.4	61.5	-	63.4	73.3	74.3	63.6	
F. To fit in with a group I like	7.2	6.9	8.1	9.1	0.6	8.6	9.7	5.7	5.7	7.6	7.6	-	6.2	5.6	10.0	9.3	
G. To get away from my problems or troubles	27.6	26.1	26.7	25.7	21.3	23.2	29.2	32.7	22.9	25.3	33.3	-	20.5	37.1	35.7	37.4	
H. Because of boredom, nothing else to do	33.2	33.6	31.0	35.0	25.3	37.6	34.8	29.9	32.6	32.6	35.2	-	28.0	33.0	41.4	49.2	
I. Because of anger or frustration	21.3	20.9	18.0	17.0	21.5	20.3	21.7	24.6	17.3	18.4	23.5	-	17.0	21.9	27.8	32.2	
J. To get through the day	14.7	17.3	9.1	11.9	18.2	12.4	16.8	15.3	13.6	13.0	17.5	-	9.6	16.1	22.7	12.5	
K. To increase the effects of some other drug(s)	7.8	8.7	4.8	7.5	3.2	8.4	7.5	7.7	7.9	6.8	6.6	-	2.7	10.5	16.8	9.9	
L. To decrease (offset) the effects of some other drugs(s)	3.1	3.1	1.6	1.5	-	3.7	1.9	3.1	3.9	2.7	0.8	-	0.4	4.1	7.9	3.7	
M. Because I am "hooked"—I have to have it	3.7	3.9	2.7	2.5	1.9	2.2	3.4	3.6	5.2	3.7	2.7	-	1.8	2.6	7.3	6.5	
<i>Item 2210-2330 Subject A06a</i>	<i>N†</i>	857	429	356	488	82	165	210	272	209	630	110	-	478	118	222	24
<b>B023:</b> When you use marijuana or hashish, how high do you usually get?																	
1. Not at all high	4.9	3.3	7.4	5.1	4.6	3.5	1.4	8.3	5.5	5.2	6.3	-	7.3	1.8	1.4	2.4	
2. A little high	18.8	14.5	23.2	17.3	20.8	19.1	16.2	18.4	21.8	20.0	15.1	-	21.6	17.1	12.0	37.8	
3. Moderately high	43.4	41.0	47.2	43.9	38.8	45.4	43.8	38.7	47.4	44.1	41.5	-	44.2	41.0	44.4	24.4	
4. Very high	32.9	41.2	22.2	33.7	35.8	32.0	38.7	34.7	25.3	30.8	37.1	-	26.9	40.1	42.2	35.3	
<i>Item 2340 Subject A01e</i>	<i>N†</i>	860	430	356	486	83	166	213	272	210	632	109	-	477	118	225	24
<b>B024:</b> When you use marijuana or hashish, how long do you usually stay high?																	
1. Usually don't get high	5.8	4.3	7.9	5.2	8.5	5.4	2.1	8.5	6.5	5.9	8.2	-	9.1	2.3	0.4	7.6	
2. One to two hours	49.5	48.8	51.1	53.2	45.8	53.5	46.7	49.2	49.7	50.0	45.9	-	49.0	49.7	51.2	65.6	
3. Three to six hours	36.8	37.9	36.2	35.7	38.9	35.1	44.0	34.0	34.6	36.7	38.9	-	36.7	37.5	37.9	25.6	
4. Seven to 24 hours	5.5	6.0	4.7	4.5	5.9	4.8	4.7	5.1	7.5	5.9	3.9	-	4.0	10.4	5.7	1.2	
5. More than 24 hours	2.2	2.9	0.1	1.3	0.9	1.1	2.6	3.1	1.7	1.6	3.1	-	1.2	-	4.7	-	
<i>Item 2350 Subject A01f</i>	<i>N†</i>	859	429	355	489	78	166	212	269	211	630	110	-	473	118	226	24
<b>B025:</b> During the LAST MONTH, about how many marijuana cigarettes (joints, reefers), or the equivalent, did you smoke a day, on the average? (If you shared them with other people, count only the amount YOU smoked.)																	
1. None	39.3	35.6	47.7	41.4	36.8	32.9	35.3	36.1	53.0	43.0	36.6	-	47.1	30.0	26.7	43.3	
2. Less than 1 a day	31.1	30.4	33.2	36.3	15.5	37.3	32.6	31.2	24.6	32.7	23.4	-	31.9	45.0	26.7	8.7	
3. 1 a day	7.4	8.3	6.6	7.4	4.7	6.5	9.6	6.9	6.7	6.6	11.2	-	4.7	8.6	11.1	19.9	
4. 2-3 a day	10.9	13.3	6.6	7.9	24.3	13.7	10.3	11.9	7.7	9.4	9.6	-	8.7	12.9	13.1	17.2	
5. 4-6 a day	5.4	5.6	3.0	3.1	9.5	6.0	4.3	8.2	2.1	3.7	9.2	-	3.7	2.7	9.8	9.8	
6. 7-10 a day	1.8	2.1	0.6	1.6	1.5	0.5	0.8	1.9	3.7	1.4	2.7	-	1.0	-	4.3	1.2	
7. 11 or more a day	4.1	4.8	2.3	2.3	7.7	3.0	7.1	3.8	2.3	3.2	7.2	-	2.9	0.8	8.4	-	
<i>Item 2360 Subject A01d</i>	<i>N†</i>	760	378	313	442	74	147	182	248	183	558	95	-	422	105	191	23
<b>B026:</b> Do you know how much marijuana you have used (in ounces) during the LAST MONTH?																	
8. Don't know	21.7	19.0	27.4	22.0	19.1	24.1	24.0	19.7	20.2	23.0	19.8	-	23.7	22.0	18.0	10.2	
1. None	28.7	26.5	34.2	31.5	20.3	23.8	27.6	26.6	36.4	31.3	31.6	-	34.3	21.3	18.5	43.3	
2. Less than 1/2 ounce	18.2	17.0	20.1	22.4	7.7	19.6	19.1	17.6	17.0	18.2	14.1	-	19.7	26.4	13.1	9.7	
3. About 1/2 ounce	5.9	7.1	4.1	5.8	5.8	7.9	4.1	5.7	6.2	5.5	5.6	-	4.0	11.3	7.2	5.2	
4. About 1 ounce	9.3	12.6	4.1	7.4	15.2	7.8	10.0	11.6	6.7	9.6	8.2	-	6.0	11.8	14.6	10.1	
5. About 2 ounces	6.8	6.0	6.5	6.3	7.5	8.4	5.1	6.5	7.6	4.7	10.7	-	4.8	3.3	12.4	15.7	
6. 3 to 5 ounces	4.1	5.0	1.6	2.2	8.8	3.8	4.7	5.3	2.0	3.5	2.0	-	2.9	3.1	7.9	1.2	
7. 6 or more ounces	5.4	6.7	1.9	2.4	15.5	4.6	5.4	6.9	3.8	4.3	8.1	-	4.6	0.8	8.2	4.7	
<i>Item 2370 Subject A01d</i>	<i>N†</i>	762	378	315	442	74	149	181	249	183	560	95	-	424	105	192	23

†=excludes respondents for whom question was inappropriate.



QUESTIONNAIRE FORM 1 2011	TOTAL	SEX		RACE		REGION				COLLEGE PLANS?		ILLCIT DRUG USE: LIFETIME					
		M	F	White	Black	NE	NC	S	W	Yes	No	None	Mari- juana Only	Few Pills	More Pills	Any Her- oin	
<i>N (Weighted No. of Cases):</i>	2476	1122	1139	1345	300	432	579	898	567	1875	304	1144	637	205	320	28	
<i>% of Weighted Total:</i>	100.0	45.3	46.0	54.3	12.1	17.4	23.4	36.3	22.9	75.7	12.3	46.2	25.7	8.3	12.9	1.1	
<b>B027:</b> Have you ever tried to stop using marijuana or hashish and found that you couldn't stop?																	
1. Yes	6.8	5.3	6.4	5.0	7.7	6.2	6.0	5.6	9.5	4.5	9.4	-	4.2	8.1	10.3	13.0	
2. No	93.2	94.7	93.6	95.0	92.3	93.8	94.0	94.4	90.5	95.5	90.6	-	95.8	91.9	89.7	87.0	
<i>Item 2380 Subject A01i</i>	<i>N†</i>	<i>860</i>	<i>432</i>	<i>356</i>	<i>489</i>	<i>83</i>	<i>166</i>	<i>210</i>	<i>272</i>	<i>212</i>	<i>634</i>	<i>108</i>	<i>-</i>	<i>476</i>	<i>118</i>	<i>226</i>	<i>24</i>
<b>B028:</b> Thinking back over your whole life, has there ever been a period when you used marijuana or hashish on a daily, or almost daily, basis for at least a month?																	
1. No—GO TO Q.B032	82.9	79.8	88.3	83.9	84.9	81.7	84.1	83.1	82.4	86.3	73.9	100.0	76.6	69.0	49.7	33.4	
2. Yes	17.1	20.2	11.7	16.1	15.1	18.3	15.9	16.9	17.6	13.7	26.1	-	23.4	31.0	50.3	66.6	
<i>Item 21180 Subject A01a</i>	<i>N</i>	<i>2318</i>	<i>1079</i>	<i>1110</i>	<i>1319</i>	<i>276</i>	<i>402</i>	<i>555</i>	<i>815</i>	<i>547</i>	<i>1819</i>	<i>292</i>	<i>1095</i>	<i>624</i>	<i>198</i>	<i>316</i>	<i>27</i>
<b>B029:</b> How old were you when you first smoked marijuana or hashish that frequently?																	
1. Grade 6 or earlier	6.6	7.1	3.0	2.8	11.1	4.8	7.0	6.4	7.9	6.3	6.0	-	3.2	1.8	8.8	15.4	
2. Grade 7 or 8	22.3	23.3	16.1	19.6	26.3	20.8	16.7	28.6	19.0	16.6	33.5	-	19.7	18.3	24.4	58.7	
3. Grade 9 (Freshman)	24.5	21.8	31.9	25.2	12.9	34.3	19.5	18.2	31.0	26.1	24.0	-	22.8	27.8	26.2	25.9	
4. Grade 10 (Sophomore)	21.7	21.7	22.9	23.0	17.8	28.3	18.4	25.2	14.2	21.9	17.3	-	24.5	22.6	20.6	-	
5. Grade 11 (Junior)	16.3	15.1	20.2	18.7	20.9	7.2	16.6	16.6	22.7	19.2	12.2	-	20.7	13.4	14.5	-	
6. Grade 12 (Senior)	8.6	11.0	5.9	10.7	10.9	4.6	21.8	5.0	5.2	9.8	6.9	-	9.1	16.2	5.5	-	
<i>Item 21190 Subject A01g</i>	<i>N†</i>	<i>461</i>	<i>258</i>	<i>151</i>	<i>244</i>	<i>53</i>	<i>87</i>	<i>101</i>	<i>165</i>	<i>107</i>	<i>294</i>	<i>85</i>	<i>-</i>	<i>181</i>	<i>75</i>	<i>170</i>	<i>18</i>
<b>B030:</b> How recently did you use marijuana or hashish on a daily, or almost daily, basis for at least a month?																	
1. During the past month	36.2	37.6	30.8	31.7	49.3	41.5	41.1	38.5	23.8	35.0	32.7	-	34.5	40.4	37.2	30.0	
2. 2 months ago	10.2	11.1	11.7	11.6	10.3	8.3	5.2	14.1	10.5	11.8	9.8	-	11.3	10.2	8.7	8.1	
3. 3 to 9 months ago	17.2	18.0	14.7	19.2	18.5	12.6	22.9	16.8	16.0	17.9	14.5	-	16.1	21.2	16.5	18.4	
4. About 1 year ago	12.7	10.1	20.3	14.5	7.5	11.0	10.6	10.6	19.4	12.7	14.9	-	16.4	6.9	12.6	8.8	
5. About 2 years ago	11.2	10.0	14.2	11.3	7.6	18.3	10.0	7.2	13.0	11.2	13.8	-	10.1	12.0	12.8	9.4	
6. 3 or more years ago	12.5	13.2	8.4	11.6	6.8	8.3	10.2	12.8	17.4	11.5	14.4	-	11.6	9.3	12.2	25.3	
<i>Item 21200 Subject A01a</i>	<i>N†</i>	<i>435</i>	<i>243</i>	<i>141</i>	<i>224</i>	<i>53</i>	<i>80</i>	<i>95</i>	<i>158</i>	<i>102</i>	<i>271</i>	<i>82</i>	<i>-</i>	<i>167</i>	<i>70</i>	<i>164</i>	<i>18</i>
<b>B031:</b> Over your whole lifetime, during how many months have you used marijuana or hashish on a daily or near-daily basis?																	
1. Less than 3 months	27.2	27.9	30.8	24.8	26.5	25.4	35.7	21.8	29.2	28.9	24.9	-	36.2	32.1	17.3	12.2	
2. 3 to 9 months	21.9	25.2	21.1	28.2	20.8	18.7	21.7	20.8	26.2	22.6	27.3	-	22.8	30.0	19.2	10.0	
3. About 1 year	11.4	9.1	14.6	12.2	9.8	7.8	9.6	16.5	8.2	11.8	10.0	-	11.9	12.1	9.6	26.9	
4. About 1 and 1/2 years	7.7	7.2	7.2	7.5	9.5	5.7	5.1	10.8	7.1	8.2	6.3	-	7.1	6.2	9.6	6.6	
5. About 2 years	10.8	10.1	13.1	11.3	7.3	17.0	10.0	9.1	9.4	10.4	11.4	-	5.8	12.0	15.4	14.1	
6. About 3 to 5 years	13.6	12.4	12.3	13.8	12.6	19.2	11.9	11.6	13.8	12.5	14.7	-	9.1	5.3	21.2	30.1	
7. 6 to 9 years	2.8	3.1	-	1.3	5.9	3.9	2.2	2.9	2.5	2.1	2.6	-	4.1	1.2	2.8	-	
8. 10 or more years	4.4	5.0	0.9	0.9	7.6	2.3	3.9	6.5	3.6	3.4	2.9	-	2.8	1.1	5.0	-	
<i>Item 21210 Subject A01a</i>	<i>N†</i>	<i>440</i>	<i>242</i>	<i>145</i>	<i>227</i>	<i>53</i>	<i>82</i>	<i>95</i>	<i>159</i>	<i>103</i>	<i>274</i>	<i>82</i>	<i>-</i>	<i>168</i>	<i>71</i>	<i>166</i>	<i>18</i>
<b>B032:</b> Do you think you will be using marijuana or hashish five years from now?																	
1. I definitely will	5.9	8.0	2.8	4.7	6.6	8.6	6.1	5.5	4.1	4.8	8.4	0.5	6.9	7.3	17.9	16.0	
2. I probably will	13.5	14.5	12.0	12.8	14.0	16.0	11.4	12.3	15.6	12.3	17.5	1.6	24.2	26.2	24.7	29.0	
3. I probably will not	22.3	23.1	21.2	23.5	14.1	23.5	23.9	19.3	24.6	21.5	24.4	10.1	39.2	30.7	26.3	36.9	
4. I definitely will not	58.3	54.4	64.0	59.0	65.3	52.0	58.6	62.9	55.7	61.4	49.7	87.7	29.6	35.8	31.1	18.0	
<i>Item 2390 Subject A04a</i>	<i>N</i>	<i>2347</i>	<i>1090</i>	<i>1121</i>	<i>1325</i>	<i>284</i>	<i>403</i>	<i>557</i>	<i>837</i>	<i>549</i>	<i>1833</i>	<i>297</i>	<i>1117</i>	<i>625</i>	<i>201</i>	<i>317</i>	<i>26</i>
The next questions are about LSD, the hallucinogenic drug which is sometimes called "acid".																	
<b>B033:</b> On how many occasions (if any) have you taken LSD . . .																	

†=excludes respondents for whom question was inappropriate.



# DESCRIPTIVE RESULTS: 2011

67

QUESTIONNAIRE FORM 1 2011	TOTAL	SEX		RACE		REGION				COLLEGE PLANS?		ILLCIT DRUG USE: LIFETIME					
		M	F	White	Black	NE	NC	S	W	Yes	No	None	Mari- juana Only	Few Pills	More Pills	Any Her- oin	
<i>N (Weighted No. of Cases):</i>	2476	1122	1139	1345	300	432	579	898	567	1875	304	1144	637	205	320	28	
<i>% of Weighted Total:</i>	100.0	45.3	46.0	54.3	12.1	17.4	23.4	36.3	22.9	75.7	12.3	46.2	25.7	8.3	12.9	1.1	
<b>B033A: . . . in your lifetime?</b>																	
1. 0 occasions	95.7	95.0	97.2	95.2	98.4	92.5	95.8	97.2	95.7	96.5	94.3	100.0	100.0	89.4	78.2	55.9	
2. 1-2	2.3	2.9	1.9	2.9	0.9	2.8	2.4	1.5	3.0	2.1	3.0	-	-	10.6	8.7	20.5	
3. 3-5	0.7	1.0	0.5	1.1	-	1.7	0.8	0.2	0.6	0.7	1.0	-	-	-	4.3	12.6	
4. 6-9	0.4	0.6	-	0.2	0.3	0.9	0.1	0.5	0.1	0.2	0.6	-	-	-	2.6	2.8	
5. 10-19	0.3	0.2	0.1	0.3	-	1.0	0.2	0.2	0.1	0.2	-	-	-	-	2.1	2.8	
6. 20-39	*	-	0.1	0.1	-	-	0.1	-	-	*	-	-	-	-	-	2.5	
7. 40 or more	0.6	0.4	0.2	0.2	0.4	1.0	0.5	0.5	0.4	0.2	1.1	-	-	-	4.0	2.9	
<i>Item 890 Subject A01a</i>	<i>N</i>	2297	1073	1100	1302	280	404	546	806	541	1807	288	1113	615	196	306	27
<b>B033B: . . . during the last 12 months?</b>																	
1. 0 occasions	96.9	96.6	98.1	96.5	98.9	94.5	96.8	97.9	97.4	97.7	95.4	100.0	100.0	94.6	82.6	72.7	
2. 1-2	1.8	2.1	1.4	2.4	0.5	2.8	2.2	1.1	1.5	1.6	2.9	-	-	5.4	8.6	14.0	
3. 3-5	0.6	0.9	0.1	0.7	-	1.3	0.4	0.3	0.6	0.5	0.6	-	-	-	3.7	7.8	
4. 6-9	0.2	0.2	0.2	0.2	0.3	0.6	0.1	0.1	-	0.1	0.3	-	-	-	1.1	2.6	
5. 10-19	0.2	-	0.2	0.1	0.3	0.6	-	0.2	-	-	0.8	-	-	-	0.9	2.9	
6. 20-39	0.1	-	-	-	-	-	-	0.2	-	-	-	-	-	-	0.4	-	
7. 40 or more	0.4	0.2	-	-	-	0.2	0.5	0.3	0.4	0.1	-	-	-	-	2.7	-	
<i>Item 900 Subject A01b</i>	<i>N</i>	2298	1073	1100	1303	280	404	546	807	542	1809	288	1114	615	196	307	26
<b>B033C: . . . during the last 30 days?</b>																	
1. 0 occasions	98.8	98.8	99.7	99.2	98.8	98.7	99.2	98.5	99.0	99.3	98.8	100.0	100.0	98.2	93.4	88.3	
2. 1-2	0.7	0.9	0.2	0.8	0.5	0.9	0.2	1.0	0.5	0.5	0.9	-	-	1.8	3.1	8.8	
3. 3-5	*	*	-	-	0.2	-	0.1	-	-	*	-	-	-	-	0.2	-	
4. 6-9	0.1	0.1	0.1	-	0.6	0.4	-	0.1	-	-	0.3	-	-	-	0.5	2.9	
5. 10-19	0.1	-	-	-	-	-	-	0.2	-	-	-	-	-	-	0.4	-	
6. 20-39	*	-	-	-	-	-	-	0.1	-	-	-	-	-	-	0.2	-	
7. 40 or more	0.3	0.2	-	-	-	-	0.5	0.2	0.4	0.1	-	-	-	-	2.2	-	
<i>Item 910 Subject A01c</i>	<i>N</i>	2299	1074	1100	1302	281	404	548	807	541	1809	288	1114	616	196	308	26
IF YOU HAVE NOT TAKEN LSD IN THE LAST TWELVE MONTHS, GO TO Q.B041.																	
<b>B034: When you used LSD during the last year, how often did you use it in each of the following situations?</b>																	
<b>B034A: When you were alone</b>																	
1. Not at all	73.0	80.8	75.2	80.7	54.0	67.5	77.6	66.6	84.3	78.5	82.0	-	-	93.3	70.5	60.5	
2. A few of the times	12.2	6.6	21.1	17.1	-	25.4	3.6	11.3	2.2	14.2	7.5	-	-	6.7	11.0	28.7	
3. Some of the times	4.1	2.4	3.7	-	46.0	3.4	-	13.0	-	-	6.4	-	-	-	4.1	10.8	
4. Most of the times	1.7	1.4	-	1.1	-	-	2.6	4.2	-	1.2	-	-	-	-	2.3	-	
5. Every time	9.0	8.7	-	1.1	-	3.7	16.2	4.9	13.4	6.1	4.0	-	-	-	12.2	-	
<i>Item 2400 Subject A05a</i>	<i>N†</i>	69	34	21	43	3	22	18	16	41	12	-	-	11	51	7	
<b>B034B: With just 1 or 2 other people</b>																	
1. Not at all	12.6	13.7	14.0	15.2	13.5	-	34.4	15.4	-	17.9	3.6	-	-	6.2	13.5	15.4	
2. A few of the times	31.8	28.5	46.5	33.2	36.6	26.6	22.3	48.8	31.3	31.9	52.0	-	-	69.9	25.2	23.5	
3. Some of the times	10.7	8.5	7.5	8.4	24.0	15.2	-	16.2	10.4	3.2	18.7	-	-	6.7	10.5	18.2	
4. Most of the times	14.9	5.2	29.8	14.0	-	31.3	6.3	3.9	13.2	18.7	-	-	-	-	18.2	13.3	
5. Every time	29.9	44.1	2.2	29.2	25.9	27.0	37.0	15.7	45.0	28.4	25.7	-	-	17.1	32.6	29.6	
<i>Item 2410 Subject A05b</i>	<i>N†</i>	70	36	21	45	3	22	18	17	41	13	-	-	11	52	7	
<b>B034C: At a party</b>																	
1. Not at all	44.8	52.7	45.7	57.7	54.0	53.5	36.4	33.6	57.3	54.2	34.6	-	-	69.5	40.9	37.4	
2. A few of the times	21.7	15.6	35.6	22.2	-	24.2	18.6	20.8	23.3	27.2	14.2	-	-	24.3	24.2	-	
3. Some of the times	10.6	8.4	7.5	8.4	24.0	8.1	8.6	23.4	-	1.6	23.1	-	-	-	11.1	22.2	
4. Most of the times	6.2	4.4	7.5	3.5	-	7.1	-	12.1	5.9	3.8	11.9	-	-	-	6.9	10.3	
5. Every time	16.6	18.9	3.7	8.2	22.0	7.1	36.4	10.1	13.4	13.1	16.2	-	-	6.2	16.9	30.1	
<i>Item 2420 Subject A05c</i>	<i>N†</i>	70	36	21	45	3	22	18	17	41	13	-	-	11	53	7	
<b>B034D: When your date or spouse was present</b>																	
1. Not at all	68.4	80.7	64.3	80.1	76.0	82.1	73.6	66.1	39.5	78.5	64.0	-	-	85.4	60.6	100.0	
2. A few of the times	7.6	-	17.8	6.6	-	7.1	-	3.5	25.2	3.3	17.8	-	-	-	10.2	-	
3. Some of the times	6.3	6.9	-	3.6	24.0	-	9.2	16.2	-	4.0	-	-	-	6.7	7.1	-	
4. Most of the times	1.0	-	-	-	-	-	-	4.1	-	-	-	-	-	-	1.4	-	
5. Every time	16.6	12.4	18.0	9.6	-	10.8	17.3	10.1	35.4	14.1	18.2	-	-	7.9	20.7	-	
<i>Item 2430 Subject A05b</i>	<i>N†</i>	70	36	21	45	3	22	18	17	41	13	-	-	11	52	7	

\*=less than .05 percent. †=excludes respondents for whom question was inappropriate.



QUESTIONNAIRE FORM 1 2011	TOTAL	SEX		RACE		REGION				COLLEGE PLANS?		ILLICIT DRUG USE: LIFETIME					
		M	F	White	Black	NE	NC	S	W	Yes	No	None	Mari- juana Only	Few Pills	More Pills	Any Her- oin	
<i>N (Weighted No. of Cases):</i>	2476	1122	1139	1345	300	432	579	898	567	1875	304	1144	637	205	320	28	
<i>% of Weighted Total:</i>	100.0	45.3	46.0	54.3	12.1	17.4	23.4	36.3	22.9	75.7	12.3	46.2	25.7	8.3	12.9	1.1	
<b>B034E:</b> When people over age 30 were present																	
1. Not at all	73.3	81.9	71.1	81.2	54.0	89.5	74.5	55.4	67.6	82.9	64.5	-	-	87.1	69.6	79.8	
2. A few of the times	9.9	6.9	17.7	13.8	-	-	7.7	18.3	19.0	9.3	17.8	-	-	6.7	10.6	9.4	
3. Some of the times	3.0	2.4	-	-	24.0	-	-	12.1	-	-	-	-	-	-	4.0	-	
4. Most of the times	2.3	-	7.5	3.5	-	7.1	-	-	-	-	11.9	-	-	-	3.0	-	
5. Every time	11.6	8.9	3.7	1.5	22.0	3.4	17.8	14.2	13.4	7.8	5.8	-	-	6.2	12.7	10.8	
<i>Item 2440 Subject A05b</i>	<i>N†</i>	70	36	21	45	3	22	18	17	12	41	13	-	-	11	52	7
<b>B034F:</b> During the daytime (before 4:00 p.m.)																	
1. Not at all	59.3	67.8	66.5	69.7	54.0	74.1	67.9	27.3	65.2	72.3	55.6	-	-	82.9	58.9	26.9	
2. A few of the times	13.9	11.3	17.3	17.1	-	10.7	6.5	20.4	21.4	13.7	15.4	-	-	10.4	13.2	24.8	
3. Some of the times	10.8	10.7	7.5	8.4	24.0	8.1	8.9	24.2	-	3.7	23.1	-	-	-	11.5	22.2	
4. Most of the times	2.9	-	2.9	1.4	-	-	-	11.7	-	1.5	-	-	-	6.7	2.5	-	
5. Every time	13.0	10.1	5.8	3.5	22.0	7.1	16.7	16.4	13.4	8.8	5.8	-	-	-	13.8	26.1	
<i>Item 2450 Subject A05c</i>	<i>N†</i>	70	36	21	45	3	22	18	17	12	41	13	-	-	11	52	7
<b>B034G:</b> At your home (or apartment or dorm)																	
1. Not at all	52.7	65.7	48.6	62.3	39.4	48.6	57.4	45.9	63.2	62.1	49.9	-	-	86.1	45.5	60.5	
2. A few of the times	13.4	7.1	26.9	13.7	14.6	9.3	18.0	7.0	23.3	12.1	24.5	-	-	7.2	13.6	22.2	
3. Some of the times	7.9	5.9	-	2.8	24.0	3.7	-	26.5	-	-	9.4	-	-	6.7	9.4	-	
4. Most of the times	3.8	3.9	2.9	4.5	-	4.1	2.7	7.1	-	2.7	6.8	-	-	-	5.1	-	
5. Every time	22.2	17.4	21.6	16.7	22.0	34.4	21.9	13.5	13.4	23.2	9.3	-	-	-	26.4	17.4	
<i>Item 2460 Subject A05c</i>	<i>N†</i>	70	36	21	45	3	22	18	18	12	41	13	-	-	11	52	7
<b>B034H:</b> At school																	
1. Not at all	81.5	88.1	97.1	96.5	76.0	96.3	85.9	58.9	80.1	90.2	100.0	-	-	93.3	76.6	100.0	
2. A few of the times	4.8	-	2.9	1.3	-	3.7	-	14.9	-	1.4	-	-	-	-	6.4	-	
3. Some of the times	5.4	5.0	-	2.2	24.0	-	-	16.2	7.4	2.4	-	-	-	6.7	5.8	-	
4. Most of the times	-	-	-	-	-	-	-	-	-	-	-	-	-	-	-	-	
5. Every time	8.4	6.9	-	-	-	-	14.1	10.1	12.4	6.0	-	-	-	-	11.2	-	
<i>Item 2470 Subject A05c</i>	<i>N†</i>	71	37	21	46	3	22	18	17	13	42	13	-	-	11	53	7
<b>B034I:</b> In a car																	
1. Not at all	67.5	79.7	77.6	83.1	76.0	68.5	85.9	53.3	59.2	85.8	63.5	-	-	82.9	60.5	96.1	
2. A few of the times	13.5	8.9	22.4	15.9	-	18.2	-	13.2	25.2	7.4	36.5	-	-	10.4	16.0	-	
3. Some of the times	4.7	3.1	-	-	24.0	4.1	-	12.1	2.2	0.7	-	-	-	-	5.8	3.9	
4. Most of the times	1.0	-	-	-	-	-	-	4.1	-	-	-	-	-	6.7	-	-	
5. Every time	13.2	8.2	-	1.0	-	9.3	14.1	17.3	13.4	6.1	-	-	-	-	17.8	-	
<i>Item 2490 Subject A05c</i>	<i>N†</i>	70	36	21	45	3	22	18	17	12	41	13	-	-	11	52	7
<b>B035:</b> How many of the times when you used LSD during the last year did you use it along with each of the following drugs—that is, so that their effects overlapped?																	
<b>B035A:</b> With alcohol																	
1. Not at all	64.4	69.2	69.5	75.0	71.0	60.6	58.8	59.6	91.7	73.2	54.0	-	-	81.6	61.9	55.9	
2. A few of the times	14.9	12.4	18.7	14.3	29.0	20.6	10.3	20.8	-	15.0	15.1	-	-	11.2	14.6	22.5	
3. Some of the times	3.3	4.0	-	3.1	-	4.1	2.7	4.8	-	-	11.0	-	-	7.2	1.9	7.3	
4. Most of the times	1.4	-	-	-	-	4.1	-	-	-	-	-	-	-	-	1.9	-	
5. Every time	16.1	14.3	11.8	7.7	-	10.7	28.2	14.8	8.3	11.8	19.9	-	-	-	19.7	14.2	
<i>Item 2500 Subject A01h</i>	<i>N†</i>	64	34	20	44	3	22	17	15	9	40	12	-	-	10	48	6
<b>B035B:</b> With marijuana																	
1. Not at all	34.9	33.1	55.4	46.6	13.5	30.1	28.9	32.6	53.6	45.3	27.7	-	-	69.5	30.0	19.3	
2. A few of the times	8.7	6.3	18.0	10.4	36.6	8.8	10.2	14.5	-	11.7	5.8	-	-	10.4	6.8	20.2	
3. Some of the times	10.8	7.6	19.3	13.0	24.0	18.2	5.1	9.9	7.4	6.2	25.6	-	-	6.7	11.4	12.8	
4. Most of the times	5.9	4.8	3.7	3.8	-	7.1	2.7	7.9	5.7	1.2	15.2	-	-	7.2	6.4	-	
5. Every time	39.6	48.1	3.7	26.1	25.9	35.9	53.0	35.1	33.3	35.5	25.7	-	-	6.2	45.4	47.8	
<i>Item 2510 Subject A01h</i>	<i>N†</i>	69	36	21	46	3	22	18	16	13	41	13	-	-	11	51	7

†=excludes respondents for whom question was inappropriate.



# DESCRIPTIVE RESULTS: 2011

69

QUESTIONNAIRE FORM 1 2011	TOTAL	SEX		RACE		REGION				COLLEGE PLANS?		ILLICIT DRUG USE: LIFETIME					
		M	F	White	Black	NE	NC	S	W	Yes	No	None	Mari- juana Only	Few Pills	More Pills	Any Her- oin	
<i>N (Weighted No. of Cases):</i>	2476	1122	1139	1345	300	432	579	898	567	1875	304	1144	637	205	320	28	
<i>% of Weighted Total:</i>	100.0	45.3	46.0	54.3	12.1	17.4	23.4	36.3	22.9	75.7	12.3	46.2	25.7	8.3	12.9	1.1	
<b>B036:</b> What have been the most important reasons for your taking LSD? (Mark all that apply.)																	
A. To experiment—to see what it's like	79.2	86.5	86.0	86.5	100.0	84.8	65.4	80.7	86.6	86.4	84.5	-	-	100.0	73.1	90.6	
B. To relax or relieve tension	17.9	20.4	14.0	18.7	-	17.8	31.8	16.9	-	18.3	19.1	-	-	6.2	20.7	16.0	
C. To feel good or get high	44.6	52.7	36.0	44.9	58.5	37.9	55.7	47.1	38.3	42.8	59.7	-	-	6.2	47.7	80.7	
D. To seek deeper insights and understanding	38.5	37.0	44.4	38.4	58.5	42.6	30.8	34.5	46.6	33.5	60.6	-	-	24.5	41.9	35.5	
E. To have a good time with my friends	48.8	53.6	41.6	52.8	58.5	58.1	49.2	46.1	34.6	49.8	52.8	-	-	16.6	52.0	74.3	
F. To fit in with a group I like	3.3	1.4	2.2	2.1	-	-	2.8	8.4	3.8	1.2	3.6	-	-	4.4	3.5	-	
G. To get away from my problems or troubles	7.9	6.2	3.2	4.6	-	4.1	6.6	16.7	5.9	5.7	3.5	-	-	-	6.9	26.3	
H. Because of boredom, nothing else to do	14.4	15.1	-	8.1	-	21.4	-	23.6	11.0	12.9	-	-	-	10.4	17.4	-	
I. Because of anger or frustration	2.6	1.4	-	1.1	-	-	2.8	8.4	-	-	3.6	-	-	-	3.5	-	
J. To get through the day	5.6	7.3	-	-	-	-	14.5	8.4	-	6.2	-	-	-	-	7.6	-	
K. To increase the effects of some other drug(s)	7.8	2.6	10.7	7.1	-	13.8	5.2	8.4	-	3.9	11.9	-	-	-	10.6	-	
L. To decrease (offset) the effects of some other drug(s)	1.9	-	-	-	-	-	-	8.4	-	-	-	-	-	-	2.5	-	
M. Because I am "hooked"—I have to have it	7.0	-	-	-	-	3.7	-	14.8	13.4	-	-	-	-	-	9.5	-	
<i>Item 2520-2640 Subject A06a</i>	<i>N†</i>	67	34	21	45	2	22	17	15	12	40	13	-	-	11	49	7
<b>B037:</b> When you take LSD, how high do you usually get?																	
1. Not at all high	2.8	3.6	3.2	1.5	37.5	3.0	2.6	4.9	-	2.7	-	-	-	-	3.7	-	
2. A little high	1.0	-	-	-	-	-	-	4.1	-	-	-	-	-	6.7	-	-	
3. Moderately high	20.8	13.3	42.9	20.9	22.0	41.5	19.8	8.4	3.5	28.3	5.8	-	-	10.7	22.9	20.2	
4. Very high	75.4	83.1	53.9	77.7	40.5	55.4	77.6	82.7	96.5	68.9	94.2	-	-	82.6	73.4	79.8	
<i>Item 2650 Subject A01e</i>	<i>N†</i>	71	37	21	46	3	22	18	17	13	42	13	-	-	11	53	7
<b>B038:</b> When you take LSD, how long do you usually stay high?																	
1. Usually don't get high	2.8	3.7	3.2	1.5	37.5	3.0	2.6	4.9	-	2.8	-	-	-	-	3.8	-	
2. Two hours or less	3.0	3.8	-	3.0	-	-	-	4.1	11.0	3.3	-	-	-	6.7	2.6	-	
3. Three to six hours	29.8	38.0	25.1	33.9	-	37.4	32.8	34.0	5.9	40.9	9.9	-	-	58.5	22.3	41.7	
4. Seven to 24 hours	49.3	41.4	63.9	53.1	62.5	54.0	38.6	39.7	69.7	42.8	77.1	-	-	34.8	51.0	58.3	
5. More than 24 hours	15.1	13.1	7.8	8.5	-	5.6	26.0	17.3	13.4	10.1	13.1	-	-	-	20.2	-	
<i>Item 2660 Subject A01f</i>	<i>N†</i>	70	36	21	45	3	22	18	17	12	41	13	-	-	11	52	7
<b>B039:</b> Have you ever had a "bad trip" on LSD?																	
1. No	55.1	62.0	51.4	57.6	63.4	59.9	49.2	63.6	46.7	61.2	40.6	-	-	54.3	58.3	28.6	
2. Yes, once	27.2	23.7	44.9	35.8	14.6	28.1	31.6	12.5	36.4	28.4	40.0	-	-	39.0	24.1	34.9	
3. Yes, more than once	17.6	14.3	3.7	6.7	22.0	12.0	19.2	23.9	16.9	10.4	19.4	-	-	6.7	17.6	36.4	
<i>Item 2670 Subject A01k</i>	<i>N†</i>	69	37	21	47	3	21	19	16	14	42	14	-	-	11	51	7
<b>B040:</b> Have you ever tried to stop using LSD and found that you couldn't stop?																	
1. Yes	9.5	10.5	-	1.1	-	-	15.8	16.8	5.9	7.9	3.4	-	-	6.7	10.1	10.3	
2. No	90.5	89.5	100.0	98.9	100.0	100.0	84.2	83.2	94.1	92.1	96.6	-	-	93.3	89.9	89.7	
<i>Item 2680 Subject A01i</i>	<i>N†</i>	68	36	21	46	3	21	19	16	12	41	14	-	-	11	50	7
<b>B041:</b> Do you think you will be using LSD five years from now?																	
1. I definitely will	0.9	1.3	0.2	0.6	1.4	0.7	1.1	1.4	0.1	0.5	2.9	0.6	0.6	-	2.3	5.7	
2. I probably will	2.1	2.2	1.8	2.3	0.7	4.0	0.9	1.5	2.8	1.3	5.3	0.2	0.7	5.8	9.0	8.1	
3. I probably will not	7.8	8.5	7.0	8.7	1.4	9.8	7.2	6.6	8.9	7.4	8.8	3.1	8.0	15.2	19.4	35.9	
4. I definitely will not	89.2	88.0	91.0	88.4	96.5	85.5	90.8	90.5	88.2	90.7	83.0	96.0	90.7	79.1	69.3	50.3	
<i>Item 2690 Subject A04a</i>	<i>N</i>	2220	1029	1085	1262	273	368	541	786	525	1769	268	1103	575	181	287	22
The next questions are about HALLUCINOGENS OTHER THAN LSD. This group would include the following drugs: Mescaline, Peyote, "Shrooms" or Psilocybin, PCP.																	

†=excludes respondents for whom question was inappropriate.



QUESTIONNAIRE FORM 1 2011	TOTAL	SEX		RACE		REGION				COLLEGE PLANS?		ILLICIT DRUG USE: LIFETIME				
		M	F	White	Black	NE	NC	S	W	Yes	No	None	Mari- juana Only	Few Pills	More Pills	Any Her- oin
<i>N (Weighted No. of Cases):</i>	2476	1122	1139	1345	300	432	579	898	567	1875	304	1144	637	205	320	28
<i>% of Weighted Total:</i>	100.0	45.3	46.0	54.3	12.1	17.4	23.4	36.3	22.9	75.7	12.3	46.2	25.7	8.3	12.9	1.1
<b>B042:</b> On how many occasions (if any) have you taken hallucinogens other than LSD . . .																
<b>B042A:</b> . . . in your lifetime?																
1. 0 occasions	92.5	91.1	95.1	91.5	98.5	91.8	92.5	95.4	88.9	93.6	89.2	100.0	100.0	78.8	62.0	43.9
2. 1-2	3.8	4.6	2.7	4.9	0.6	2.6	3.9	2.8	6.2	3.7	3.5	-	-	21.2	13.4	19.8
3. 3-5	1.9	2.1	1.3	2.4	-	3.8	1.1	0.7	2.9	1.5	4.0	-	-	-	13.3	9.3
4. 6-9	0.4	0.6	0.1	0.1	0.6	0.2	0.8	0.1	0.4	0.3	0.6	-	-	-	2.2	7.6
5. 10-19	0.4	0.5	0.4	0.4	-	0.5	0.6	0.2	0.6	0.4	0.9	-	-	-	2.6	8.4
6. 20-39	0.3	0.4	0.1	0.3	-	0.2	0.2	0.2	0.5	0.1	0.9	-	-	-	2.2	-
7. 40 or more	0.7	0.7	0.3	0.4	0.3	0.9	1.0	0.5	0.5	0.5	1.0	-	-	-	4.2	11.0
<i>Item 920 Subject A01a</i>	<i>N</i>	2258	1058	1086	1293	396	537	788	537	1787	283	1108	592	194	299	26
<b>B042B:</b> . . . during the last 12 months?																
1. 0 occasions	95.3	94.4	97.0	94.9	98.9	93.3	95.2	97.3	94.0	96.2	92.2	100.0	100.0	91.4	73.0	66.7
2. 1-2	2.5	2.7	2.0	3.0	0.2	4.5	2.2	1.2	3.4	2.2	3.7	-	-	8.6	12.5	12.9
3. 3-5	0.9	1.1	0.5	1.2	0.3	1.2	0.5	0.7	1.4	0.8	1.5	-	-	-	6.6	1.1
4. 6-9	0.4	0.8	-	0.3	0.3	0.4	1.0	0.2	0.2	0.3	0.9	-	-	-	2.6	7.6
5. 10-19	0.3	0.5	0.1	0.4	-	-	0.4	0.2	0.4	0.2	1.0	-	-	-	1.4	8.7
6. 20-39	0.2	-	0.2	0.1	-	0.2	-	0.2	0.3	0.1	-	-	-	-	1.4	-
7. 40 or more	0.4	0.4	0.1	0.1	0.3	0.4	0.7	0.1	0.3	0.3	0.7	-	-	-	2.5	3.0
<i>Item 930 Subject A01b</i>	<i>N</i>	2255	1056	1086	1293	396	538	785	536	1787	282	1108	592	193	297	26
<b>B042C:</b> . . . during the last 30 days?																
1. 0 occasions	98.1	98.1	99.0	98.8	98.9	97.9	97.6	98.7	98.1	98.5	97.7	100.0	100.0	96.7	89.6	80.8
2. 1-2	1.1	1.0	0.7	0.9	0.2	1.5	1.4	0.7	1.2	1.0	0.8	-	-	3.3	5.8	7.1
3. 3-5	0.1	0.2	0.1	0.1	0.3	-	0.3	-	0.1	*	0.6	-	-	-	0.6	1.8
4. 6-9	0.1	0.2	0.1	*	0.3	-	-	0.2	0.3	0.1	0.3	-	-	-	0.7	3.0
5. 10-19	0.1	0.1	-	0.1	-	-	-	0.3	-	0.1	-	-	-	-	0.4	4.3
6. 20-39	*	-	0.1	-	-	0.2	-	-	-	0.1	-	-	-	-	0.3	-
7. 40 or more	0.4	0.4	0.1	0.1	0.3	0.4	0.7	0.1	0.3	0.3	0.7	-	-	-	2.5	3.0
<i>Item 940 Subject A01c</i>	<i>N</i>	2253	1054	1086	1292	396	537	785	535	1787	280	1108	592	193	296	26
IF YOU HAVE NOT TAKEN ANY HALLUCINOGENS OTHER THAN LSD IN THE LAST TWELVE MONTHS, GO TO Q.B046.																
<b>B043:</b> When you take hallucinogens other than LSD, how high do you usually get?																
1. Not at all high	4.3	6.4	-	2.3	36.8	6.1	-	12.2	-	-	11.9	-	-	9.5	3.5	-
2. A little high	7.5	4.8	12.2	6.7	-	15.7	-	5.6	8.4	7.5	9.4	-	-	7.1	8.4	-
3. Moderately high	27.9	22.6	41.9	22.3	-	26.7	36.1	23.6	25.9	32.1	32.1	-	-	29.8	26.4	38.4
4. Very high	60.2	66.2	45.9	68.6	63.2	51.5	63.9	58.6	65.7	60.4	46.5	-	-	53.7	61.7	61.6
<i>Item 2700 Subject A01e</i>	<i>N†</i>	109	62	31	68	26	26	26	32	70	23	-	-	20	81	9
<b>B044:</b> When you take hallucinogens other than LSD, how long do you usually stay high?																
1. Usually don't get high	7.7	11.2	2.1	4.3	-	9.6	9.5	10.5	2.4	6.9	6.9	-	-	7.2	8.7	-
2. One to two hours	5.9	9.9	0.9	3.4	-	1.0	11.3	-	10.3	4.5	13.2	-	-	4.1	4.8	20.2
3. Three to six hours	44.2	35.3	77.7	57.2	39.5	58.6	39.7	21.2	55.4	50.4	45.9	-	-	43.2	42.1	66.2
4. Seven to 24 hours	32.0	36.6	19.3	32.5	60.5	30.8	23.2	48.6	26.5	27.4	29.0	-	-	25.5	35.5	13.6
5. More than 24 hours	10.2	6.9	-	2.6	-	-	16.2	19.7	5.4	10.8	4.9	-	-	20.1	8.8	-
<i>Item 2710 Subject A01f</i>	<i>N†</i>	109	62	32	69	26	26	26	31	70	23	-	-	20	80	9
<b>B045:</b> What hallucinogens other than LSD have you taken during the last year? (Mark all that apply.)																
A. Mescaline	12.1	9.3	9.7	5.9	23.8	12.8	9.9	15.5	10.4	5.0	18.2	-	-	7.2	13.4	11.2
B. Peyote	16.6	15.6	17.9	14.9	23.8	29.7	13.5	10.0	13.8	14.3	23.5	-	-	2.7	16.6	46.5
C. "Shrooms" or Psilocybin	79.0	82.7	78.0	83.4	63.2	93.1	70.7	84.7	70.0	80.9	80.2	-	-	77.4	79.6	78.1
D. PCP	15.5	17.5	10.3	8.2	60.5	12.0	35.8	14.1	3.5	9.8	34.9	-	-	7.3	14.1	44.8
E. Concentrated THC	24.3	25.8	21.1	26.2	23.8	21.3	29.9	32.2	16.0	20.5	32.3	-	-	9.5	25.6	44.5
F. Other	39.0	31.7	46.3	33.9	23.8	40.3	61.0	21.2	34.6	34.4	46.7	-	-	7.4	47.6	33.9
G. Don't know the names of some I have used	12.3	6.8	12.2	5.8	23.8	19.3	14.5	5.0	10.6	5.3	19.4	-	-	1.4	14.1	19.9
<i>Item 2720-2780 Subject A01i</i>	<i>N†</i>	108	61	32	68	26	25	25	32	71	22	-	-	20	79	9

\* = less than .05 percent. † = excludes respondents for whom question was inappropriate.



## 71

\*=less than .05 percent.



QUESTIONNAIRE FORM 1 2011	TOTAL	SEX		RACE		REGION				COLLEGE PLANS?		ILLICIT DRUG USE: LIFETIME				
		M	F	White	Black	NE	NC	S	W	Yes	No	None	Mari- juana Only	Few Pills	More Pills	Any Her- oin
<i>N (Weighted No. of Cases):</i>	2476	1122	1139	1345	300	432	579	898	567	1875	304	1144	637	205	320	28
<i>% of Weighted Total:</i>	100.0	45.3	46.0	54.3	12.1	17.4	23.4	36.3	22.9	75.7	12.3	46.2	25.7	8.3	12.9	1.1
<b>B047C:</b> . . . during the last 30 days?																
1. 0 occasions	97.8	98.2	97.8	97.7	99.3	99.1	97.2	98.3	96.7	97.8	98.5	99.3	99.2	93.9	92.0	93.0
2. 1-2	1.2	0.7	1.5	1.1	0.4	0.5	0.5	1.3	2.1	1.2	0.7	0.5	0.5	3.8	2.9	5.3
3. 3-5	0.4	0.4	0.6	0.7	0.3	-	0.7	0.1	1.0	0.6	-	-	0.1	2.0	1.8	-
4. 6-9	0.2	0.3	0.1	0.4	-	0.2	0.7	-	-	0.2	0.2	0.1	-	0.3	1.0	1.7
5. 10-19	0.1	0.1	-	*	-	-	0.1	0.2	0.1	0.1	-	0.1	0.1	-	0.6	-
6. 20-39	-	-	-	-	-	-	-	-	-	-	-	-	-	-	-	-
7. 40 or more	0.2	0.4	-	0.2	-	0.2	0.8	-	-	0.2	0.7	-	-	-	1.7	-
<i>Item 21270 Subject A01c</i>	<i>N</i> 2302	1079	1114	1319	277	395	550	815	542	1823	292	1116	616	193	305	28
<b>B048:</b> In addition to non-prescription diet and stay-awake pills, there are other stimulants and pep pills which can be sold legally in most states without a prescription—usually by mail. These are sometimes called “fake pep pills,” “imitation speed,” or “look-alikes,” because they look like prescription amphetamines and sometimes have similar names. Other than the diet pills and stay-awake pills you have already told us about, on how many occasions (if any) have you taken other nonprescription stimulants or pep pills . . .																
<b>B048A:</b> . . . in your lifetime?																
1. 0 occasions	96.5	96.7	96.9	96.4	99.1	96.9	95.7	96.7	96.8	97.4	94.2	99.7	99.1	95.0	82.3	74.5
2. 1-2	1.0	1.1	1.0	1.0	0.3	1.3	1.0	1.3	0.4	0.8	2.1	0.2	0.3	2.9	4.1	4.8
3. 3-5	0.7	0.6	0.8	0.9	0.3	0.5	0.8	0.9	0.2	0.5	1.3	-	0.1	0.7	3.8	5.9
4. 6-9	0.7	0.7	0.4	0.5	-	0.3	1.2	0.7	0.6	0.5	0.7	-	0.2	1.3	3.1	10.3
5. 10-19	0.3	0.2	0.2	0.3	-	0.4	0.1	0.1	0.7	0.2	-	0.1	0.2	-	1.4	-
6. 20-39	0.3	0.2	0.4	0.5	-	0.6	0.2	-	0.8	0.2	1.0	-	-	-	2.3	1.7
7. 40 or more	0.5	0.5	0.2	0.4	0.2	*	1.1	0.2	0.5	0.4	0.7	-	0.1	0.1	3.0	2.9
<i>Item 21280 Subject A01a</i>	<i>N</i> 2299	1073	1117	1317	273	389	550	816	544	1822	291	1114	611	193	308	27
<b>B048B:</b> . . . during the last 12 months?																
1. 0 occasions	97.8	97.9	98.0	97.6	99.4	98.0	97.0	98.3	97.7	98.3	96.2	99.7	99.5	95.6	89.7	82.1
2. 1-2	0.8	0.8	1.0	0.8	0.3	0.8	0.8	1.2	0.4	0.7	0.9	0.2	0.3	2.4	2.8	6.6
3. 3-5	0.5	0.3	0.6	0.6	0.3	0.9	0.5	0.3	0.5	0.3	1.5	-	-	0.6	2.6	6.8
4. 6-9	0.3	0.4	0.3	0.6	-	0.2	0.7	-	0.6	0.3	0.7	-	-	1.3	1.5	2.8
5. 10-19	0.1	0.2	-	0.1	-	0.1	-	0.1	0.2	0.1	-	0.1	0.2	-	0.1	-
6. 20-39	0.2	0.1	-	0.1	-	-	0.3	0.2	0.2	0.1	0.2	-	-	-	1.2	1.7
7. 40 or more	0.3	0.3	0.1	0.2	-	-	0.8	-	0.4	0.2	0.6	-	-	-	2.0	-
<i>Item 21290 Subject A01b</i>	<i>N</i> 2298	1073	1118	1318	273	392	550	815	541	1823	291	1116	611	193	304	27
<b>B048C:</b> . . . during the last 30 days?																
1. 0 occasions	98.8	98.8	99.2	98.9	99.4	99.4	98.1	99.3	98.4	99.1	98.0	99.7	99.8	98.3	94.7	89.7
2. 1-2	0.5	0.3	0.7	0.5	0.3	0.2	0.5	0.4	0.8	0.4	0.9	0.2	-	0.3	2.1	7.5
3. 3-5	0.2	0.2	0.1	0.2	0.3	0.2	-	-	0.5	0.1	0.3	-	0.2	-	0.7	-
4. 6-9	0.1	0.3	-	0.2	-	-	0.5	-	0.1	0.1	0.3	-	-	1.3	-	2.8
5. 10-19	0.1	0.1	-	0.1	-	0.1	0.2	0.2	-	0.1	-	0.1	-	-	0.9	-
6. 20-39	-	-	-	-	-	-	-	-	-	-	-	-	-	-	-	-
7. 40 or more	0.2	0.3	-	0.1	-	-	0.8	-	0.1	0.2	0.6	-	-	-	1.6	-
<i>Item 21300 Subject A01c</i>	<i>N</i> 2295	1073	1115	1315	273	389	550	815	541	1821	291	1114	611	193	304	27
The next questions are about AMPHETAMINES, which are sometimes prescribed by doctors for people who have trouble paying attention, are hyperactive, have ADHD, or have trouble staying awake. Drugstores are not supposed to sell them without a prescription from a doctor.																
Amphetamines are sometimes called: uppers, ups, speed, dexies, pep pills, diet pills, meth or crystal meth. They include the following drugs: Dexedrine, Ritalin, Adderall, Concerta, Methamphetamine.																
IN YOUR ANSWERS ABOUT AMPHETAMINES, DO NOT INCLUDE ANY NON-PRESCRIPTION OR OVER-THE-COUNTER DRUGS.																



QUESTIONNAIRE FORM 1 2011	TOTAL	SEX		RACE		REGION				COLLEGE PLANS?		ILLICIT DRUG USE: LIFETIME				
		M	F	White	Black	NE	NC	S	W	Yes	No	None	Mari- juana Only	Few Pills	More Pills	Any Her- oin
<i>N (Weighted No. of Cases):</i>	2476	1122	1139	1345	300	432	579	898	567	1875	304	1144	637	205	320	28
<i>% of Weighted Total:</i>	100.0	45.3	46.0	54.3	12.1	17.4	23.4	36.3	22.9	75.7	12.3	46.2	25.7	8.3	12.9	1.1
<b>B049:</b> Have you ever taken amphetamines because a doctor told you to use them?																
1. No	89.9	88.3	91.8	88.6	94.2	93.0	89.3	88.9	89.9	90.7	86.1	93.9	92.9	85.0	74.9	73.1
2. Yes, but I had already tried them on my own	1.7	1.7	1.7	1.7	2.0	0.9	1.9	2.0	1.8	1.3	2.9	0.1	-	2.9	8.7	15.9
3. Yes, and it was the first time I took any	8.3	10.0	6.5	9.7	3.8	6.1	8.8	9.1	8.3	7.9	11.0	6.0	7.1	12.1	16.4	11.0
<i>Item 2790 Subject A01j</i>	<i>N</i> 2311	1089	1115	1329	278	398	554	816	543	1831	294	1114	605	200	313	27
<b>B050:</b> On how many occasions (if any) have you taken amphetamines on your own—that is, without a doctor telling you to take them . . .																
<b>B050A:</b> . . . in your lifetime?																
1. 0 occasions	88.7	89.3	88.9	86.4	96.4	89.5	88.9	89.4	87.1	90.2	85.3	100.0	100.0	71.9	40.7	34.8
2. 1-2	4.0	4.9	3.0	4.7	2.3	2.9	3.6	5.0	3.8	3.1	6.6	-	-	28.1	7.9	40.9
3. 3-5	2.1	1.1	3.2	3.0	0.2	2.2	2.2	1.9	2.5	2.4	1.1	-	-	-	15.0	9.4
4. 6-9	1.3	0.8	1.7	1.3	0.6	0.9	0.8	1.6	1.4	1.1	1.4	-	-	-	9.0	2.8
5. 10-19	1.0	1.0	0.8	1.4	-	1.8	0.8	0.7	0.8	0.8	1.0	-	-	-	6.8	3.3
6. 20-39	1.0	0.8	1.1	1.1	-	1.1	1.0	0.5	1.8	0.8	1.8	-	-	-	7.3	3.5
7. 40 or more	1.9	2.2	1.3	2.1	0.6	1.5	2.6	1.0	2.7	1.7	2.8	-	-	-	13.4	5.2
<i>Item 980 Subject A01a</i>	<i>N</i> 2292	1077	1110	1318	274	395	555	802	540	1819	291	1109	602	199	311	27
<b>B050B:</b> . . . during the last 12 months?																
1. 0 occasions	92.6	93.3	92.7	91.1	97.0	91.6	93.1	93.8	91.1	93.4	91.8	100.0	100.0	86.9	57.5	55.0
2. 1-2	3.0	3.0	3.0	3.6	1.9	2.5	2.6	3.6	3.0	2.7	3.0	-	-	13.1	11.2	33.0
3. 3-5	1.0	0.6	1.3	1.2	0.5	1.1	0.4	1.0	1.5	1.0	0.7	-	-	-	7.3	2.8
4. 6-9	1.2	1.4	1.0	1.8	0.3	1.7	1.7	0.7	1.1	1.1	1.7	-	-	-	8.9	-
5. 10-19	1.1	0.7	1.1	1.1	-	2.2	0.7	0.4	1.7	0.7	1.8	-	-	-	7.5	5.1
6. 20-39	0.4	0.1	0.4	0.4	-	0.4	0.3	0.2	0.7	0.3	0.2	-	-	-	2.5	1.7
7. 40 or more	0.7	0.8	0.5	0.9	0.3	0.4	1.3	0.4	0.8	0.7	0.9	-	-	-	5.1	2.4
<i>Item 990 Subject A01b</i>	<i>N</i> 2293	1080	1108	1319	274	397	554	803	539	1819	293	1110	602	198	309	27
<b>B050C:</b> . . . during the last 30 days?																
1. 0 occasions	97.1	97.2	97.5	96.8	98.9	95.9	96.5	99.0	95.6	97.6	95.8	100.0	100.0	98.6	80.3	85.4
2. 1-2	1.1	1.3	0.9	1.2	0.3	1.7	1.5	0.4	1.4	0.9	1.5	-	-	1.4	6.5	12.9
3. 3-5	0.8	0.9	0.7	1.0	0.2	1.3	1.0	0.1	1.3	0.7	1.6	-	-	-	6.1	-
4. 6-9	0.3	0.1	0.4	0.4	0.3	0.6	0.2	-	0.8	0.3	-	-	-	-	2.5	-
5. 10-19	0.2	* 0.3	-	-	-	-	0.1	0.2	0.5	0.2	0.2	-	-	-	1.3	1.7
6. 20-39	0.2	0.3	0.2	0.2	0.3	0.2	0.3	0.1	0.3	0.2	0.3	-	-	-	1.6	-
7. 40 or more	0.2	0.1	0.1	0.2	-	0.2	0.3	0.3	0.1	0.2	0.6	-	-	-	1.7	-
<i>Item 1000 Subject A01c</i>	<i>N</i> 2290	1077	1108	1316	274	395	554	802	539	1819	290	1110	602	198	309	27
IF YOU HAVE NOT TAKEN AMPHETAMINES IN THE LAST TWELVE MONTHS, GO TO Q.B059.																
THE FOLLOWING QUESTIONS REFER ONLY TO TAKING AMPHETAMINES WITHOUT A DOCTOR'S ORDERS. IF YOU HAVE NOT DONE THIS IN THE LAST TWELVE MONTHS, GO TO Q.B059.																
<b>B051:</b> When you used amphetamines during the last year, how often did you use them in each of the following situations?																
<b>B051A:</b> When you were alone																
1. Not at all	50.9	44.2	55.1	54.0	70.1	53.3	45.2	66.4	37.5	48.3	43.2	-	-	74.6	45.9	51.7
2. A few of the times	19.9	31.5	12.5	21.5	9.4	33.3	20.4	6.3	25.2	21.2	26.9	-	-	10.1	21.8	21.7
3. Some of the times	11.6	12.3	9.2	7.2	-	2.2	4.2	13.7	21.8	11.7	12.6	-	-	8.1	12.2	13.5
4. Most of the times	6.6	2.4	11.5	6.1	9.4	0.4	10.5	4.3	9.9	6.5	4.8	-	-	-	7.3	13.1
5. Every time	10.9	9.7	11.7	11.1	11.1	10.7	19.7	9.3	5.6	12.3	12.5	-	-	7.2	12.8	-
<i>Item 2800 Subject A05a</i>	<i>N†</i> 167	71	81	116	8	31	39	50	47	119	23	-	-	26	128	12

\* = less than .05 percent. † = excludes respondents for whom question was inappropriate.



QUESTIONNAIRE FORM 1 2011	TOTAL	SEX		RACE		REGION				COLLEGE PLANS?		ILLICIT DRUG USE: LIFETIME					
		M	F	White	Black	NE	NC	S	W	Yes	No	None	Mari- juana Only	Few Pills	More Pills	Any Her- oin	
<i>N (Weighted No. of Cases):</i>	2476	1122	1139	1345	300	432	579	898	567	1875	304	1144	637	205	320	28	
<i>% of Weighted Total:</i>	100.0	45.3	46.0	54.3	12.1	17.4	23.4	36.3	22.9	75.7	12.3	46.2	25.7	8.3	12.9	1.1	
<b>B051B:</b> With just 1 or 2 other people																	
1. Not at all	30.3	37.2	25.6	33.4	9.4	40.4	46.8	29.8	10.6	32.2	23.1	-	-	38.3	29.0	26.7	
2. A few of the times	30.5	29.0	31.2	31.4	17.9	31.7	30.5	37.7	22.0	29.1	25.8	-	-	39.5	29.8	17.8	
3. Some of the times	13.4	15.9	9.8	12.4	20.5	15.2	5.5	10.6	21.4	11.1	28.4	-	-	-	15.2	22.8	
4. Most of the times	15.4	6.2	24.4	12.2	32.2	8.5	7.5	8.0	34.3	17.6	2.0	-	-	9.9	15.5	26.8	
5. Every time	10.5	11.7	9.1	10.6	20.1	4.2	9.8	13.9	11.7	10.1	20.7	-	-	12.4	10.5	5.9	
<i>Item 2810 Subject A05b</i>	<i>N†</i>	167	70	81	115	8	32	38	50	47	118	23	-	-	26	128	12
<b>B051C:</b> At a party																	
1. Not at all	49.6	55.4	53.3	54.1	79.5	57.4	33.0	58.2	48.7	57.3	37.6	-	-	80.6	45.3	28.4	
2. A few of the times	17.1	12.4	18.8	16.0	-	15.1	17.3	22.5	12.3	13.3	20.2	-	-	8.1	19.6	10.5	
3. Some of the times	14.3	14.2	9.8	13.0	-	19.0	13.8	10.7	15.5	11.0	19.7	-	-	-	18.1	6.1	
4. Most of the times	8.6	8.5	10.4	9.2	-	3.4	17.5	1.2	13.0	10.1	3.9	-	-	11.2	7.7	12.4	
5. Every time	10.4	9.6	7.7	7.7	20.5	5.3	18.5	7.4	10.5	8.3	18.6	-	-	-	9.4	42.6	
<i>Item 2820 Subject A05c</i>	<i>N†</i>	167	70	80	114	8	32	38	51	46	117	23	-	-	26	128	12
<b>B051D:</b> When your date or spouse was present																	
1. Not at all	66.7	74.3	61.4	66.3	84.3	74.6	62.5	70.9	60.2	66.2	58.6	-	-	89.0	61.2	76.5	
2. A few of the times	12.3	9.6	13.9	12.5	6.2	11.7	9.1	14.8	12.8	11.9	15.1	-	-	11.0	13.8	-	
3. Some of the times	8.5	8.7	6.8	7.6	-	-	8.6	7.8	15.2	9.2	5.7	-	-	-	10.5	6.1	
4. Most of the times	8.0	2.9	14.0	8.4	-	8.0	5.3	6.5	11.8	8.9	12.6	-	-	-	9.4	11.2	
5. Every time	4.4	4.5	3.8	5.2	9.4	5.6	14.6	-	-	3.8	8.0	-	-	-	5.1	6.2	
<i>Item 2830 Subject A05b</i>	<i>N†</i>	167	71	81	116	8	33	38	50	47	118	23	-	-	26	129	12
<b>B051E:</b> When people over age 30 were present																	
1. Not at all	68.9	72.2	68.9	70.4	68.6	82.5	84.5	54.4	62.3	70.0	56.6	-	-	69.8	70.1	55.6	
2. A few of the times	13.1	11.8	14.2	13.6	8.2	5.0	3.7	26.6	11.9	13.6	11.4	-	-	23.1	11.8	5.0	
3. Some of the times	8.0	9.5	4.2	5.5	-	2.5	7.6	5.0	15.3	7.2	9.9	-	-	-	8.6	18.9	
4. Most of the times	5.8	3.4	9.0	6.6	9.4	7.2	1.2	3.9	10.5	5.8	12.3	-	-	-	5.6	20.5	
5. Every time	4.2	3.1	3.6	3.9	13.8	2.8	2.9	10.1	-	3.4	9.8	-	-	7.1	4.0	-	
<i>Item 2840 Subject A05b</i>	<i>N†</i>	168	72	80	116	8	33	38	50	47	119	23	-	-	26	129	12
<b>B051F:</b> During the daytime (before 4:00 p.m.)																	
1. Not at all	24.0	23.7	24.9	25.3	31.1	29.7	22.3	19.8	25.9	25.1	23.2	-	-	22.5	21.7	51.7	
2. A few of the times	22.8	24.0	23.1	25.5	17.6	19.9	28.5	28.2	14.7	19.4	38.3	-	-	26.6	22.4	19.0	
3. Some of the times	18.1	20.8	12.1	11.4	-	28.0	13.4	13.2	20.0	16.5	10.5	-	-	-	23.0	6.1	
4. Most of the times	14.7	15.3	15.2	15.0	-	7.3	19.4	8.2	22.8	17.0	10.6	-	-	19.4	14.2	8.9	
5. Every time	20.4	16.1	24.7	22.7	51.3	15.0	16.4	30.6	16.6	22.0	17.3	-	-	31.5	18.7	14.4	
<i>Item 2850 Subject A05c</i>	<i>N†</i>	167	70	81	116	8	33	37	50	47	117	23	-	-	26	128	12
<b>B051G:</b> At your home (or apartment or dorm)																	
1. Not at all	36.4	40.7	34.0	41.1	39.1	34.7	42.8	39.0	29.6	35.9	35.2	-	-	66.2	28.6	55.1	
2. A few of the times	16.1	11.5	18.9	17.3	5.8	23.4	14.4	17.9	10.4	15.6	19.4	-	-	14.7	17.9	-	
3. Some of the times	18.8	22.0	13.7	14.6	-	14.0	15.2	24.3	19.4	15.6	21.8	-	-	8.3	20.0	29.0	
4. Most of the times	15.1	13.5	19.4	16.2	35.8	14.1	8.1	14.8	21.9	18.6	5.3	-	-	8.3	17.0	10.0	
5. Every time	13.6	12.2	14.1	10.8	19.3	13.8	19.6	4.1	18.8	14.3	18.3	-	-	2.6	16.5	5.9	
<i>Item 2860 Subject A05c</i>	<i>N†</i>	167	70	81	115	8	32	38	50	47	118	23	-	-	26	129	12
<b>B051H:</b> At school																	
1. Not at all	41.6	43.9	41.9	43.8	39.3	48.8	41.2	39.5	39.2	43.5	34.1	-	-	40.4	39.8	63.3	
2. A few of the times	18.9	18.9	19.5	21.3	-	19.6	27.6	14.7	15.9	20.5	21.2	-	-	8.3	22.9	-	
3. Some of the times	13.6	11.9	13.8	10.0	9.4	5.6	10.8	6.6	28.9	13.5	11.6	-	-	-	14.6	32.8	
4. Most of the times	15.2	11.3	18.1	14.0	26.4	8.1	12.0	24.6	12.6	13.6	10.0	-	-	34.6	12.6	-	
5. Every time	10.7	14.0	6.7	10.8	24.9	17.8	8.4	14.7	3.5	8.9	23.1	-	-	16.7	10.2	3.9	
<i>Item 2880 Subject A05c</i>	<i>N†</i>	168	71	81	116	8	33	38	50	47	118	23	-	-	26	129	12
<b>B051I:</b> In a car																	
1. Not at all	59.8	57.7	68.5	65.2	88.9	71.2	57.7	76.1	36.2	63.3	47.2	-	-	86.8	55.9	42.7	
2. A few of the times	14.9	13.4	13.7	13.7	-	12.7	10.0	9.1	26.3	14.5	14.5	-	-	13.2	13.3	35.0	
3. Some of the times	15.4	18.9	10.1	12.0	-	5.6	23.2	9.3	22.3	15.1	11.9	-	-	-	18.2	18.5	
4. Most of the times	6.3	6.1	6.8	6.0	-	5.3	3.0	3.9	12.3	6.0	11.6	-	-	-	7.9	3.8	
5. Every time	3.7	3.9	0.9	3.1	11.1	5.3	6.1	1.6	2.9	1.0	14.8	-	-	-	4.8	-	
<i>Item 2890 Subject A05c</i>	<i>N†</i>	167	71	81	116	8	33	37	50	47	119	23	-	-	26	129	12

†=excludes respondents for whom question was inappropriate.



# DESCRIPTIVE RESULTS: 2011

75

QUESTIONNAIRE FORM 1 2011	TOTAL	SEX		RACE		REGION				COLLEGE PLANS?		ILLCIT DRUG USE: LIFETIME				
		M	F	White	Black	NE	NC	S	W	Yes	No	None	Mari- juana Only	Few Pills	More Pills	Any Her- oin
<i>N (Weighted No. of Cases):</i>	2476	1122	1139	1345	300	432	579	898	567	1875	304	1144	637	205	320	28
<i>% of Weighted Total:</i>	100.0	45.3	46.0	54.3	12.1	17.4	23.4	36.3	22.9	75.7	12.3	46.2	25.7	8.3	12.9	1.1
<b>B052:</b> Where did you get the amphetamines you used without a doctor's orders during the last year? (Mark all that apply.)																
A. Bought on the Internet	5.2	2.6	5.9	3.5	10.4	11.8	1.9	2.5	6.6	3.5	10.4	-	-	-	5.6	12.3
B. Took from a friend without asking	4.4	4.3	3.0	2.6	10.4	2.7	1.8	2.5	9.3	2.7	11.8	-	-	-	2.8	28.7
C. Took from a relative without asking	9.3	9.4	8.2	7.9	20.8	12.7	9.3	5.2	11.4	7.0	18.7	-	-	-	10.3	17.4
D. Given for free by a friend	58.7	57.5	56.7	54.4	78.6	52.7	71.5	47.9	63.9	59.3	50.0	-	-	58.7	56.8	78.2
E. Given for free by a relative	14.3	20.9	10.3	14.8	27.7	10.4	22.0	9.6	15.8	16.6	9.1	-	-	15.2	13.8	17.4
F. Bought from a friend	40.7	43.6	33.9	43.0	10.4	46.5	38.1	41.5	38.2	32.3	61.2	-	-	25.7	43.4	43.8
G. Bought from a relative	4.2	5.2	2.7	2.3	19.5	2.7	7.2	3.9	3.2	3.6	6.5	-	-	-	4.2	12.3
H. From a prescription I had	16.5	16.4	18.2	14.0	20.8	21.8	11.2	16.1	17.7	20.3	6.5	-	-	13.9	16.9	17.4
I. Bought from a drug dealer/stranger	23.2	21.4	21.5	18.1	33.1	38.7	24.6	17.5	18.4	18.8	34.7	-	-	-	27.4	27.5
J. Other method	11.1	4.5	12.9	7.7	10.4	14.3	14.1	7.4	10.6	8.3	24.4	-	-	2.7	12.3	16.1
<i>Item 31690-31750 Subject A01n N†</i>	161	65	81	112	7	29	36	49	47	112	23	-	-	25	124	12
<b>B053:</b> What have been the most important reasons for your taking amphetamines without a doctor's orders? (Mark all that apply.)																
A. To experiment—to see what it's like	44.7	51.8	40.2	45.1	75.0	31.4	56.2	42.6	45.0	41.8	49.0	-	-	68.2	41.1	36.3
B. To relax or relieve tension	29.3	31.3	27.1	25.3	51.2	32.9	35.2	13.7	39.0	29.2	27.3	-	-	22.1	33.3	5.8
C. To feel good or get high	38.4	52.8	27.8	34.3	19.0	17.9	57.4	28.3	45.2	39.1	40.8	-	-	42.6	39.3	23.4
D. To seek deeper insights and understanding	9.4	4.4	12.0	9.2	7.6	16.0	7.5	7.5	9.3	9.8	6.4	-	-	1.7	12.0	-
E. To have a good time with my friends	24.3	26.5	25.3	24.8	7.6	22.1	33.5	9.7	33.4	29.1	16.0	-	-	21.1	26.9	5.8
F. To fit in with a group I like	2.5	4.1	-	2.4	-	-	7.1	2.6	-	2.4	-	-	-	-	3.2	-
G. To get away from my problems or troubles	12.1	12.4	10.7	10.7	30.5	9.1	18.7	6.2	14.6	12.0	14.0	-	-	-	14.0	18.9
H. Because of boredom, nothing else to do	20.7	26.6	13.8	16.9	35.9	14.3	26.8	17.1	23.2	22.3	14.5	-	-	8.9	23.4	20.3
I. Because of anger or frustration	10.2	7.7	9.6	8.6	43.6	3.6	12.5	11.7	10.5	8.8	7.1	-	-	8.9	10.2	5.8
J. To get through the day	21.2	16.2	27.5	21.2	57.1	10.7	23.1	23.3	23.2	23.1	13.3	-	-	8.9	25.9	-
K. To increase the effects of some other drug(s)	6.0	6.6	4.1	4.3	7.6	5.2	5.9	5.2	7.4	5.3	3.4	-	-	-	7.3	6.5
L. To decrease (offset) the effects of some other drug(s)	3.3	4.1	1.6	2.8	11.5	3.0	8.3	2.6	-	2.4	3.5	-	-	-	3.6	6.6
M. To stay awake	35.6	33.1	36.1	39.1	28.1	52.6	43.3	20.5	36.0	34.1	40.4	-	-	27.5	34.7	64.6
N. To get more energy	38.6	34.8	42.8	42.9	-	35.6	55.5	33.0	32.7	39.1	40.2	-	-	29.4	42.4	22.5
O. To help me study	49.0	48.3	52.6	54.1	52.7	58.7	47.5	52.6	41.1	54.6	30.0	-	-	58.6	48.7	36.3
P. To help me lose weight	19.5	7.7	31.0	17.9	57.1	16.0	15.4	18.1	26.1	19.0	22.0	-	-	20.5	19.9	14.8
Q. Because I am "hooked"—I feel I have to have them	6.7	-	10.4	5.9	-	-	6.7	5.2	12.1	7.4	5.1	-	-	-	8.8	-
<i>Item 2940-3090 Subject A06a N†</i>	156	64	78	109	7	25	37	48	46	110	22	-	-	24	119	12
<b>B054:</b> When you take amphetamines, how high do you usually get?																
1. Not at all high	10.1	7.8	13.6	13.6	-	27.3	7.6	9.9	1.2	10.1	17.5	-	-	23.6	8.2	-
2. A little high	28.1	31.1	22.5	28.7	10.2	19.5	36.2	24.8	30.8	23.3	25.0	-	-	34.7	28.1	17.9
3. Moderately high	25.8	22.8	28.1	20.7	10.3	17.7	35.0	14.6	36.2	26.7	22.5	-	-	9.4	28.2	43.1
4. Very high	11.3	13.1	9.6	11.3	33.9	4.7	7.8	16.0	13.2	11.3	15.9	-	-	-	13.0	21.0
5. I don't take them to get high	24.7	25.2	26.3	25.8	45.6	30.7	13.5	34.8	18.6	28.6	19.2	-	-	32.4	22.4	18.0
<i>Item 3100 Subject A01e N†</i>	166	74	81	117	7	30	39	52	45	119	25	-	-	29	123	13
<b>B055:</b> When you take amphetamines, how long do you usually stay high?																
1. Usually don't get high	19.2	13.4	27.0	23.1	45.6	43.3	8.7	20.4	9.3	19.5	23.6	-	-	37.7	16.8	-
2. One to two hours	16.6	14.8	20.5	19.1	10.2	6.4	23.4	11.5	24.4	17.7	12.9	-	-	18.2	17.5	5.1
3. Three to six hours	34.8	39.5	25.7	28.3	25.3	29.1	42.9	27.1	41.1	35.3	21.1	-	-	25.5	33.6	66.0
4. Seven to 24 hours	24.4	25.8	23.7	24.9	18.9	18.3	20.7	34.1	20.3	24.7	22.7	-	-	11.1	27.7	23.1
5. More than 24 hours	5.0	6.4	3.1	4.6	-	2.9	4.3	7.0	5.0	2.8	19.7	-	-	7.5	4.4	5.8
<i>Item 3110 Subject A01f N†</i>	161	72	79	115	7	31	37	51	43	115	25	-	-	29	120	13

†=excludes respondents for whom question was inappropriate.



## MONITORING THE FUTURE

QUESTIONNAIRE FORM 1 2011	TOTAL	SEX		RACE		REGION				COLLEGE PLANS?		ILLICIT DRUG USE: LIFETIME				
		M	F	White	Black	NE	NC	S	W	Yes	No	None	Mari- juana Only	Few Pills	More Pills	Any Her- oin
<i>N (Weighted No. of Cases):</i>	2476	1122	1139	1345	300	432	579	898	567	1875	304	1144	637	205	320	28
<i>% of Weighted Total:</i>	100.0	45.3	46.0	54.3	12.1	17.4	23.4	36.3	22.9	75.7	12.3	46.2	25.7	8.3	12.9	1.1
<b>B056:</b> What amphetamines have you taken during the last year without a doctor's orders? (Mark all that apply.)																
A. Dexedrine	3.0	1.1	3.7	1.8	10.3	2.9	1.9	2.5	4.7	1.8	6.1	-	-	-	2.8	11.6
B. Ritalin (Methylphenidate)	29.2	28.7	28.9	26.5	16.5	34.0	38.5	13.1	37.1	29.1	26.5	-	-	8.5	32.7	43.2
C. Adderall	73.6	72.5	77.7	78.6	72.4	66.9	84.7	67.7	75.0	76.1	65.7	-	-	69.3	75.0	70.0
D. Concerta	14.3	14.0	13.8	12.6	22.3	12.9	8.6	7.4	27.4	12.1	26.4	-	-	4.4	14.6	33.4
E. Methamphetamine	5.4	2.3	7.4	4.9	10.3	6.4	1.8	7.5	5.3	4.3	9.7	-	-	-	5.4	16.8
F. Crystal meth	5.2	2.1	3.0	0.6	10.3	2.9	1.8	8.9	5.1	2.0	6.1	-	-	-	1.8	47.6
G. Other	28.3	31.1	26.8	26.4	45.8	33.7	20.1	29.6	30.2	26.2	38.9	-	-	26.2	30.2	15.2
H. Don't know the names of some amphetamines I have used	9.5	2.8	14.0	6.1	20.8	6.4	8.0	8.2	14.0	6.4	15.5	-	-	5.1	10.1	14.2
<i>Item 3130, 3150, 3180-3200, 31760-31770 Subject A01i</i>	<i>N†</i> 159	72	77	112	7	26	37	51	45	113	25	-	-	29	117	13
<b>B057:</b> What methods have you used for taking amphetamines during the last year? (Mark all that apply.)																
A. By mouth	92.9	93.1	97.4	96.5	84.9	100.0	94.5	82.7	98.2	96.7	82.5	-	-	92.5	95.0	74.8
B. Smoking	12.1	10.1	9.7	4.2	10.3	2.5	9.3	20.1	12.0	6.5	21.5	-	-	7.5	9.0	51.2
C. Injection	2.9	2.2	0.9	1.6	10.3	2.5	3.0	4.1	1.7	0.7	10.5	-	-	-	2.6	11.6
D. Other	20.7	19.9	21.3	17.2	25.3	23.3	30.9	11.6	20.5	16.9	35.1	-	-	-	25.5	20.8
<i>Item 3210-3230 Subject A05d</i>	<i>N†</i> 163	72	81	117	7	31	37	50	45	117	25	-	-	29	121	13
<b>B058:</b> Have you ever tried to stop using amphetamines and found that you couldn't stop?																
1. Yes	8.2	3.4	10.5	5.0	26.6	5.1	8.5	8.2	10.1	8.6	8.5	-	-	2.8	9.2	10.7
2. No	91.8	96.6	89.5	95.0	73.4	94.9	91.5	91.8	89.9	91.4	91.5	-	-	97.2	90.8	89.3
<i>Item 3240 Subject A01i</i>	<i>N†</i> 163	70	81	117	6	31	37	50	45	117	24	-	-	29	121	13
<b>B059:</b> Do you think you will be using amphetamines without a doctor's orders five years from now?																
1. I definitely will	0.5	0.6	0.3	0.5	1.1	0.2	1.1	0.4	0.4	0.3	2.1	0.2	0.3	-	2.4	1.7
2. I probably will	2.4	1.4	3.4	2.6	1.4	2.7	1.6	2.3	3.1	2.3	3.5	0.5	1.3	5.0	10.1	2.6
3. I probably will not	13.5	13.1	14.0	13.9	6.6	15.2	14.2	11.5	14.5	12.3	17.7	6.9	13.4	30.3	27.2	39.3
4. I definitely will not	83.6	84.9	82.3	83.1	90.9	81.9	83.2	85.9	82.0	85.2	76.7	92.4	84.9	64.7	60.3	56.3
<i>Item 3250 Subject A04a</i>	<i>N</i> 2232	1056	1092	1293	272	377	545	783	527	1795	278	1104	578	181	289	27
The next questions are about QUAALUDES (Methaqualone).																
Quaaludes are sometimes called: soapers, quads, ludes.																
<b>B060:</b> On how many occasions (if any) have you taken quaaludes on your own—that is, without a doctor telling you to take them . . .																
<b>B060A:</b> . . . in your lifetime?																
1. 0 occasions	99.4	99.5	99.5	99.4	99.7	99.2	99.5	99.6	99.2	99.7	98.0	100.0	100.0	99.3	97.1	87.4
2. 1-2	0.2	*	0.4	0.2	-	0.4	0.2	-	0.4	0.2	0.2	-	-	0.7	1.2	-
3. 3-5	0.2	0.4	0.1	0.3	0.3	0.2	0.1	0.2	0.4	0.1	1.2	-	-	-	0.6	12.6
4. 6-9	*	0.1	-	0.1	-	0.2	-	-	-	-	0.3	-	-	-	0.3	-
5. 10-19	-	-	-	-	-	-	-	-	-	-	-	-	-	-	-	-
6. 20-39	-	-	-	-	-	-	-	-	-	-	-	-	-	-	-	-
7. 40 or more	0.1	-	-	0.1	-	-	0.2	0.2	-	-	0.4	-	-	-	0.8	-
<i>Item 1010 Subject A01a</i>	<i>N</i> 2282	1079	1113	1321	276	392	553	801	535	1824	292	1115	603	194	301	28
<b>B060B:</b> . . . during the last 12 months?																
1. 0 occasions	99.7	99.9	99.7	99.8	99.7	99.4	99.8	99.8	99.6	99.8	99.1	100.0	100.0	99.3	98.7	94.2
2. 1-2	0.2	-	0.3	0.1	0.3	0.6	-	-	0.3	0.2	0.3	-	-	0.7	0.5	2.9
3. 3-5	*	0.1	-	-	-	-	-	-	0.1	-	0.3	-	-	-	-	2.9
4. 6-9	-	-	-	-	-	-	-	-	-	-	-	-	-	-	-	-
5. 10-19	-	-	-	-	-	-	-	-	-	-	-	-	-	-	-	-
6. 20-39	0.1	-	-	-	-	-	-	0.2	-	-	-	-	-	-	0.4	-
7. 40 or more	*	-	-	0.1	-	-	0.2	-	-	-	0.4	-	-	-	0.4	-
<i>Item 1020 Subject A01b</i>	<i>N</i> 2281	1078	1113	1319	276	392	553	801	534	1823	292	1115	603	194	301	26

\* = less than .05 percent. † = excludes respondents for whom question was inappropriate.



# DESCRIPTIVE RESULTS: 2011

77

QUESTIONNAIRE FORM 1 2011	TOTAL	SEX		RACE		REGION				COLLEGE PLANS?		ILLICIT DRUG USE: LIFETIME					
		M	F	White	Black	NE	NC	S	W	Yes	No	None	Mari- juana Only	Few Pills	More Pills	Any Her- oin	
<i>N (Weighted No. of Cases):</i>	2476	1122	1139	1345	300	432	579	898	567	1875	304	1144	637	205	320	28	
<i>% of Weighted Total:</i>	100.0	45.3	46.0	54.3	12.1	17.4	23.4	36.3	22.9	75.7	12.3	46.2	25.7	8.3	12.9	1.1	
<b>B060C:</b> . . . during the last 30 days?																	
1. 0 occasions	99.8	99.9	99.9	99.9	99.7	99.8	99.8	99.8	99.9	100.0	99.1	100.0	100.0	100.0	99.2	94.2	
2. 1-2	*	-	0.1	-	0.3	0.2	-	-	-	-	0.3	-	-	-	-	2.9	
3. 3-5	*	0.1	-	-	-	-	-	-	0.1	-	0.3	-	-	-	-	2.9	
4. 6-9	-	-	-	-	-	-	-	-	-	-	-	-	-	-	-	-	
5. 10-19	0.1	-	-	-	-	-	-	0.2	-	-	-	-	-	-	0.4	-	
6. 20-39	-	-	-	-	-	-	-	-	-	-	-	-	-	-	-	-	
7. 40 or more	*	-	-	0.1	-	-	0.2	-	-	-	0.4	-	-	-	0.4	-	
<i>Item 1030 Subject A01c</i>	<i>N</i>	2281	1078	1113	1319	276	392	553	801	534	1823	292	1115	603	194	301	26
The next questions are about SEDATIVES, including BARBITURATES, which doctors sometimes prescribe to help people relax or get to sleep. Drugstores are not supposed to sell them without a prescription.																	
Sedatives are sometimes called: downs, downers. They include the following drugs: Phenobarbital, Seconal, Tuinal, Ambien, Lunesta, Sonata.																	
<b>B061:</b> Have you ever taken sedatives because a doctor told you to use them?																	
1. No	93.7	94.8	93.4	92.9	98.2	96.2	94.2	95.4	88.9	94.1	92.8	96.4	97.2	86.1	83.4	68.5	
2. Yes, but I had already tried them on my own	1.6	1.4	1.4	1.4	0.4	0.9	0.8	0.7	4.3	1.5	1.6	0.2	-	2.8	7.8	17.7	
3. Yes, and it was the first time I took any	4.7	3.7	5.2	5.7	1.4	2.9	5.0	4.0	6.7	4.4	5.6	3.4	2.8	11.1	8.8	13.8	
<i>Item 3282 Subject A01j</i>	<i>N</i>	2274	1080	1108	1322	273	396	548	795	535	1821	286	1106	597	196	300	27
<b>B062:</b> On how many occasions (if any) have you taken sedatives on your own—that is, without a doctor telling you to take them . . .																	
<b>B062A:</b> . . . in your lifetime?																	
1. 0 occasions	94.1	95.7	93.1	93.9	97.8	96.9	94.9	95.4	89.2	94.8	91.6	100.0	100.0	84.0	69.7	54.6	
2. 1-2	2.8	2.3	3.4	2.9	2.0	1.4	2.8	2.0	5.2	2.4	5.0	-	-	16.0	9.7	17.6	
3. 3-5	0.9	0.9	0.9	0.9	0.2	0.8	0.7	0.9	1.3	0.7	1.1	-	-	-	5.8	12.0	
4. 6-9	0.8	0.4	1.2	0.9	-	0.2	0.5	1.0	1.3	0.8	1.0	-	-	-	6.1	-	
5. 10-19	0.7	0.2	1.1	0.8	-	0.2	0.8	0.3	1.5	0.7	0.7	-	-	-	4.8	1.7	
6. 20-39	0.3	0.2	0.2	0.2	*	0.2	0.1	0.3	0.4	0.3	0.2	-	-	-	1.7	4.3	
7. 40 or more	0.4	0.3	0.2	0.4	-	0.2	0.2	0.2	1.0	0.2	0.5	-	-	-	2.2	9.9	
<i>Item 1042 Subject A01a</i>	<i>N</i>	2275	1080	1107	1317	274	394	553	795	532	1816	292	1113	599	193	301	28
<b>B062B:</b> . . . during the last 12 months?																	
1. 0 occasions	96.6	98.3	95.1	96.3	99.0	98.3	97.1	97.6	93.5	96.7	96.2	100.0	100.0	92.9	81.9	68.9	
2. 1-2	1.7	0.8	2.7	1.9	0.8	1.2	1.3	1.3	3.1	1.8	1.2	-	-	7.1	7.5	8.6	
3. 3-5	0.9	0.6	1.2	1.1	0.2	-	0.9	0.7	1.8	0.8	1.6	-	-	-	5.4	13.7	
4. 6-9	0.5	0.2	0.7	0.5	*	*	0.6	0.2	1.2	0.5	0.9	-	-	-	3.8	-	
5. 10-19	0.1	0.2	0.1	0.2	-	0.2	0.1	-	0.2	0.1	0.2	-	-	-	0.3	6.4	
6. 20-39	0.1	-	0.1	-	-	0.2	-	0.3	-	0.1	-	-	-	-	1.1	-	
7. 40 or more	*	-	0.1	0.1	-	-	0.1	-	-	*	-	-	-	-	-	2.4	
<i>Item 1052 Subject A01b</i>	<i>N</i>	2275	1077	1111	1322	274	396	553	793	534	1821	290	1113	599	195	299	28
<b>B062C:</b> . . . during the last 30 days?																	
1. 0 occasions	98.5	99.1	98.1	98.5	99.7	99.2	98.7	98.9	97.2	98.6	97.9	100.0	100.0	99.3	90.5	83.9	
2. 1-2	0.8	0.6	1.0	0.8	0.3	0.6	0.8	0.4	1.3	0.7	1.3	-	-	0.7	5.0	4.6	
3. 3-5	0.5	0.3	0.7	0.5	-	-	0.1	0.4	1.5	0.6	0.4	-	-	-	3.1	9.1	
4. 6-9	0.1	*	0.1	0.2	-	-	0.4	0.1	-	0.1	0.4	-	-	-	0.7	2.4	
5. 10-19	0.1	-	-	-	-	0.2	-	0.2	-	-	-	-	-	-	0.7	-	
6. 20-39	-	-	-	-	-	-	-	-	-	-	-	-	-	-	-	-	
7. 40 or more	-	-	-	-	-	-	-	-	-	-	-	-	-	-	-	-	
<i>Item 1062 Subject A01c</i>	<i>N</i>	2274	1078	1110	1321	274	394	553	793	534	1820	290	1113	599	193	299	28
THE FOLLOWING QUESTION REFERS ONLY TO TAKING SEDATIVES WITHOUT A DOCTOR'S ORDERS. IF YOU HAVE NOT DONE THIS IN THE LAST TWELVE MONTHS, GO TO Q.B064.																	

\*=less than .05 percent.



QUESTIONNAIRE FORM 1 2011	TOTAL	SEX		RACE		REGION				COLLEGE PLANS?		ILLICIT DRUG USE: LIFETIME				
		M	F	White	Black	NE	NC	S	W	Yes	No	None	Mari- juana Only	Few Pills	More Pills	Any Her- oin
<i>N (Weighted No. of Cases):</i>	2476	1122	1139	1345	300	432	579	898	567	1875	304	1144	637	205	320	28
<i>% of Weighted Total:</i>	100.0	45.3	46.0	54.3	12.1	17.4	23.4	36.3	22.9	75.7	12.3	46.2	25.7	8.3	12.9	1.1
<b>B063:</b> What sedatives have you taken during the last year without a doctor's orders? (Mark all that apply.)																
A. Phenobarbital	9.7	3.8	12.7	-	27.1	11.3	-	-	20.7	9.6	13.5	-	-	-	10.5	22.9
B. Seconal	7.2	-	10.6	3.2	27.1	11.3	-	-	14.6	7.8	6.8	-	-	-	8.5	11.6
C. Tuinal	1.8	2.3	1.6	1.1	27.1	11.3	2.9	-	-	-	11.0	-	-	-	-	18.6
D. Ambien	49.3	48.3	50.1	41.4	54.1	34.0	47.2	35.2	62.5	45.2	55.8	-	-	14.9	58.1	50.8
E. Lunesta	12.6	8.5	14.9	8.9	27.1	22.7	5.7	16.3	12.1	9.9	11.0	-	-	-	15.1	18.6
F. Sonata	6.3	14.5	3.1	1.5	27.1	11.3	4.0	12.7	2.6	1.2	32.6	-	-	16.7	1.3	22.9
G. Other	54.0	30.6	62.1	56.8	43.1	64.0	56.8	43.5	56.2	58.1	41.2	-	-	57.1	53.0	55.4
H. Don't know the names of some sedatives I have used	24.5	28.2	24.0	24.9	56.9	38.8	32.4	27.9	14.6	20.7	31.9	-	-	21.8	23.4	38.2
<i>Item 3611, 3621, 3631, 3691, 3701, 31780-31800 Subject A01I</i>	69	20	47	43	3	7	16	17	29	54	11	-	-	13	49	7
<b>B064:</b> Do you think you will be using sedatives without a doctor's prescription five years from now?																
1. I definitely will	0.3	0.3	0.1	0.1	1.1	0.2	0.4	0.3	0.4	0.1	1.1	0.3	0.1	-	0.8	3.0
2. I probably will	1.1	1.1	1.1	1.2	0.4	1.5	0.7	1.3	0.9	1.1	1.6	0.3	0.7	1.9	3.7	9.6
3. I probably will not	16.7	16.4	17.9	18.5	7.9	18.0	17.2	13.7	19.6	16.7	15.7	11.5	14.9	32.3	32.4	27.5
4. I definitely will not	81.9	82.2	80.9	80.2	90.6	80.4	81.7	84.7	79.2	82.1	81.5	88.0	84.3	65.8	63.1	60.0
<i>Item 3722 Subject A04a</i>	2232	1057	1092	1299	271	372	551	780	529	1801	279	1106	584	182	283	28
The next questions are about TRANQUILIZERS, which doctors sometimes prescribe to calm people down, quiet their nerves, or relax their muscles.																
They include the following drugs: Librium, Valium, Xanax, Soma, Serax, Ativan, Klonopin.																
<b>B065:</b> Have you ever taken tranquilizers because a doctor told you to use them?																
1. No	95.1	96.2	94.3	94.9	97.8	95.6	96.6	95.8	92.2	95.1	94.2	98.3	97.8	88.0	84.1	70.4
2. Yes, but I had already tried them on my own	1.6	1.8	1.5	1.5	0.5	0.7	1.3	1.3	3.1	1.7	1.1	0.1	0.1	4.1	7.4	15.9
3. Yes, and it was the first time I took any	3.3	2.0	4.3	3.6	1.7	3.8	2.1	2.9	4.7	3.2	4.8	1.6	2.1	7.9	8.5	13.7
<i>Item 3730 Subject A01j</i>	2273	1079	1110	1323	271	395	553	790	534	1821	288	1107	594	195	300	28
<b>B066:</b> On how many occasions (if any) have you taken tranquilizers on your own—that is, without a doctor telling you to take them . . .																
<b>B066A:</b> . . . in your lifetime?																
1. 0 occasions	92.4	94.1	91.3	91.2	98.7	92.3	94.1	92.6	90.4	93.3	89.1	100.0	100.0	81.0	58.3	62.1
2. 1-2	3.4	2.5	4.4	4.5	0.7	4.7	2.2	3.8	3.4	3.1	6.2	-	-	19.0	13.1	4.8
3. 3-5	1.5	1.4	1.5	1.7	-	0.8	1.6	1.8	1.6	1.4	1.4	-	-	-	10.5	10.1
4. 6-9	0.9	0.9	1.0	0.9	-	0.4	0.9	0.9	1.3	0.9	1.0	-	-	-	6.4	6.7
5. 10-19	0.6	0.2	1.0	0.4	0.3	0.2	0.2	0.3	1.6	0.5	0.3	-	-	-	3.8	7.4
6. 20-39	0.5	0.4	0.5	0.8	-	0.5	0.4	0.2	1.2	0.3	1.3	-	-	-	3.6	3.4
7. 40 or more	0.6	0.5	0.3	0.5	0.3	1.1	0.6	0.5	0.6	0.5	0.7	-	-	-	4.4	5.5
<i>Item 1070 Subject A01a</i>	2260	1071	1106	1314	272	390	550	785	535	1810	289	1106	594	196	298	26
<b>B066B:</b> . . . during the last 12 months?																
1. 0 occasions	95.5	96.9	94.4	95.2	99.1	95.7	96.3	96.1	93.7	95.9	93.9	100.0	100.0	89.0	76.2	70.3
2. 1-2	2.2	1.3	3.2	2.4	0.3	2.2	1.6	2.9	1.9	2.1	2.8	-	-	11.0	9.1	5.2
3. 3-5	0.6	0.6	0.6	0.4	-	*	0.2	0.4	1.6	0.6	0.7	-	-	-	3.8	5.3
4. 6-9	0.7	0.5	1.0	0.7	0.3	0.5	1.0	0.2	1.3	0.8	0.6	-	-	-	4.4	8.8
5. 10-19	0.4	0.3	0.4	0.6	-	0.5	0.5	0.4	0.5	0.3	0.9	-	-	-	2.5	8.0
6. 20-39	0.4	0.4	0.3	0.5	-	0.4	0.3	-	1.0	0.3	0.8	-	-	-	2.7	2.4
7. 40 or more	0.2	0.2	*	0.1	0.3	0.7	0.1	0.1	-	*	0.3	-	-	-	1.3	-
<i>Item 1080 Subject A01b</i>	2262	1072	1107	1316	272	390	551	786	536	1811	290	1106	594	196	299	28

\* = less than .05 percent. † = excludes respondents for whom question was inappropriate.



# DESCRIPTIVE RESULTS: 2011

79

QUESTIONNAIRE FORM 1 2011	TOTAL	SEX		RACE		REGION				COLLEGE PLANS?		ILLCIT DRUG USE: LIFETIME					
		M	F	White	Black	NE	NC	S	W	Yes	No	None	Mari- juana Only	Few Pills	More Pills	Any Her- oin	
<i>N (Weighted No. of Cases):</i>	2476	1122	1139	1345	300	432	579	898	567	1875	304	1144	637	205	320	28	
<i>% of Weighted Total:</i>	100.0	45.3	46.0	54.3	12.1	17.4	23.4	36.3	22.9	75.7	12.3	46.2	25.7	8.3	12.9	1.1	
<b>B066C:</b> . . . during the last 30 days?																	
1. 0 occasions	97.6	98.2	97.3	97.9	99.4	97.6	98.5	98.1	96.1	98.0	95.7	100.0	100.0	96.5	86.2	78.3	
2. 1-2	1.6	1.1	2.0	1.3	-	0.9	1.0	1.8	2.4	1.5	2.2	-	-	3.5	8.2	16.2	
3. 3-5	0.2	0.2	0.2	0.2	0.3	0.2	0.4	-	0.3	0.1	0.9	-	-	-	1.0	5.5	
4. 6-9	0.5	0.4	0.4	0.5	-	0.7	0.1	0.1	1.2	0.3	0.8	-	-	-	3.4	-	
5. 10-19	-	-	-	-	-	-	-	-	-	-	-	-	-	-	-	-	
6. 20-39	*	0.1	-	0.1	-	-	-	0.1	-	*	-	-	-	-	0.3	-	
7. 40 or more	0.1	0.1	-	-	0.3	0.7	-	-	-	-	0.3	-	-	-	0.9	-	
<i>Item 1090 Subject A01c</i>	<i>N</i>	2261	1072	1106	1315	272	390	550	785	536	1811	289	1106	594	196	298	28
IF YOU HAVE NOT TAKEN TRANQUILIZERS IN THE LAST TWELVE MONTHS, GO TO Q.B074.																	
THE FOLLOWING QUESTIONS REFER ONLY TO TAKING TRANQUILIZERS WITHOUT A DOCTOR'S ORDERS. IF YOU HAVE NOT DONE THIS IN THE LAST TWELVE MONTHS, GO TO Q.B074.																	
<b>B067:</b> When you used tranquilizers during the last year, how often did you use them in each of the following situations?																	
<b>B067A:</b> When you were alone																	
1. Not at all	46.1	44.7	49.0	58.7	67.8	41.1	72.4	47.6	31.2	51.6	32.0	-	-	79.3	38.7	27.8	
2. A few of the times	31.1	37.6	27.9	30.6	32.2	33.6	7.8	40.3	36.0	23.6	58.5	-	-	20.7	34.8	25.1	
3. Some of the times	14.8	11.4	16.4	5.7	-	6.7	8.6	7.2	28.3	17.9	5.2	-	-	-	17.3	29.7	
4. Most of the times	5.6	3.6	4.3	2.7	-	12.2	7.9	4.9	2.2	3.6	4.3	-	-	-	5.9	17.4	
5. Every time	2.4	2.7	2.4	2.4	-	6.4	3.3	-	2.2	3.3	-	-	-	-	3.4	-	
<i>Item 3740 Subject A05a</i>	<i>N†</i>	97	34	59	59	2	14	20	29	34	71	18	-	-	20	69	8
<b>B067B:</b> With just 1 or 2 other people																	
1. Not at all	7.1	1.9	10.9	4.8	29.9	4.0	3.3	11.5	6.8	9.8	-	-	-	15.7	5.8	-	
2. A few of the times	33.5	43.1	30.7	33.6	-	10.8	42.3	41.5	30.3	32.6	49.5	-	-	49.5	31.5	16.8	
3. Some of the times	22.1	18.9	21.3	23.2	32.2	35.3	27.8	16.9	17.3	17.9	23.7	-	-	-	23.8	53.8	
4. Most of the times	15.2	20.1	10.6	14.9	-	12.2	9.2	8.5	26.9	15.4	9.6	-	-	-	18.0	23.6	
5. Every time	22.1	16.0	26.6	23.5	37.9	37.6	17.5	21.5	18.6	24.2	17.3	-	-	34.7	21.0	5.9	
<i>Item 3750 Subject A05b</i>	<i>N†</i>	95	34	56	57	2	14	20	30	31	69	18	-	-	17	70	8
<b>B067C:</b> At a party																	
1. Not at all	56.0	49.1	62.2	57.9	29.9	59.5	40.5	60.7	60.0	62.9	40.4	-	-	79.2	54.2	22.7	
2. A few of the times	9.9	14.8	7.9	7.7	-	0.9	5.5	11.9	15.0	6.8	26.3	-	-	20.8	6.6	15.8	
3. Some of the times	16.2	15.9	14.9	18.0	-	15.6	30.1	19.1	4.5	15.2	7.8	-	-	-	18.7	28.7	
4. Most of the times	13.8	12.0	13.0	11.2	32.2	17.6	12.7	5.9	20.5	13.0	13.9	-	-	-	16.0	24.2	
5. Every time	4.0	8.2	2.0	5.1	37.9	6.3	11.1	2.4	-	2.0	11.5	-	-	-	4.5	8.7	
<i>Item 3760 Subject A05c</i>	<i>N†</i>	95	33	56	57	2	14	20	30	31	69	18	-	-	17	70	8
<b>B067D:</b> When your date or spouse was present																	
1. Not at all	52.9	47.1	58.1	52.9	29.9	39.7	56.7	49.4	59.2	57.3	40.9	-	-	83.4	45.7	39.5	
2. A few of the times	18.3	25.5	15.8	15.3	-	-	5.5	24.2	28.4	13.4	40.0	-	-	16.6	20.0	7.6	
3. Some of the times	13.4	18.1	10.5	19.1	-	16.5	20.3	15.3	6.1	17.2	-	-	-	-	14.7	34.4	
4. Most of the times	6.6	5.0	3.4	3.4	-	25.6	3.3	-	6.3	2.8	9.5	-	-	-	8.1	9.2	
5. Every time	8.9	4.4	12.3	9.3	70.1	18.2	14.2	11.0	-	9.3	9.5	-	-	-	11.5	9.3	
<i>Item 3770 Subject A05b</i>	<i>N†</i>	98	33	59	60	2	14	20	30	34	71	18	-	-	20	70	8
<b>B067E:</b> When people over age 30 were present																	
1. Not at all	56.0	43.5	65.2	61.8	29.9	37.0	69.0	66.8	45.9	59.9	40.6	-	-	64.9	56.8	31.3	
2. A few of the times	22.3	25.6	22.3	23.2	-	10.5	13.7	28.4	27.5	19.4	41.2	-	-	15.9	22.7	32.0	
3. Some of the times	9.1	14.8	5.2	11.2	-	5.7	14.0	4.9	11.7	11.5	-	-	-	-	10.3	18.2	
4. Most of the times	6.7	9.3	2.7	-	32.2	17.6	-	-	12.5	4.5	8.7	-	-	-	6.9	18.5	
5. Every time	5.9	6.9	4.6	3.8	37.9	29.2	3.3	-	2.5	4.8	9.5	-	-	19.2	3.3	-	
<i>Item 3780 Subject A05b</i>	<i>N†</i>	95	33	56	57	2	14	20	30	31	69	18	-	-	17	70	8

\*=less than .05 percent. †=excludes respondents for whom question was inappropriate.



QUESTIONNAIRE FORM 1 2011	TOTAL	SEX		RACE		REGION				COLLEGE PLANS?		ILLCIT DRUG USE: LIFETIME					
		M	F	White	Black	NE	NC	S	W	Yes	No	None	Mari- juana Only	Few Pills	More Pills	Any Her- oin	
<i>N (Weighted No. of Cases):</i>	2476	1122	1139	1345	300	432	579	898	567	1875	304	1144	637	205	320	28	
<i>% of Weighted Total:</i>	100.0	45.3	46.0	54.3	12.1	17.4	23.4	36.3	22.9	75.7	12.3	46.2	25.7	8.3	12.9	1.1	
<b>B067F:</b> During the daytime (before 4:00 p.m.)																	
1. Not at all	33.7	31.3	38.1	39.6	29.9	18.2	37.6	46.8	26.0	35.1	37.2	-	-	37.5	35.4	8.9	
2. A few of the times	15.3	15.3	16.6	16.7	-	4.0	22.8	22.1	9.1	13.7	29.0	-	-	31.0	11.1	18.4	
3. Some of the times	28.2	38.1	22.1	26.8	32.2	27.4	26.2	19.8	37.9	32.1	7.0	-	-	-	31.5	62.6	
4. Most of the times	10.2	12.5	5.0	4.4	-	25.6	5.6	-	15.8	5.8	17.3	-	-	-	12.8	10.1	
5. Every time	12.5	2.7	18.2	12.5	37.9	24.8	7.8	11.3	11.2	13.3	9.5	-	-	31.6	9.2		
<i>Item 3790 Subject A05c</i>	<i>N†</i>	95	33	56	57	2	14	20	29	31	68	18	-	-	17	70	8
<b>B067G:</b> At your home (or apartment or dorm)																	
1. Not at all	31.7	29.5	35.8	37.3	29.9	25.8	47.2	43.6	12.6	35.9	23.9	-	-	65.0	26.5	5.9	
2. A few of the times	20.9	13.9	25.5	21.5	32.2	20.2	5.6	36.4	16.3	17.3	32.6	-	-	26.6	19.0	25.1	
3. Some of the times	17.6	29.4	9.0	16.7	-	19.1	30.4	7.3	18.7	18.9	7.8	-	-	-	19.6	37.3	
4. Most of the times	13.3	6.4	15.6	5.2	-	18.6	5.7	10.8	18.4	11.9	15.8	-	-	-	15.1	26.0	
5. Every time	16.5	20.8	14.2	19.3	37.9	16.2	11.2	2.0	34.1	16.1	19.9	-	-	8.4	19.7	5.7	
<i>Item 3800 Subject A05c</i>	<i>N†</i>	95	33	56	57	2	14	20	30	31	69	18	-	-	17	70	8
<b>B067H:</b> At school																	
1. Not at all	68.5	47.4	83.6	77.4	62.1	55.0	66.6	80.7	64.4	75.0	65.3	-	-	82.5	67.1	46.4	
2. A few of the times	7.2	18.0	-	4.7	-	14.3	-	7.2	8.4	4.0	17.5	-	-	10.8	7.0	-	
3. Some of the times	11.5	14.4	9.4	15.0	-	5.7	24.5	2.6	13.9	11.1	7.8	-	-	-	10.9	44.4	
4. Most of the times	8.2	14.7	3.6	1.9	-	6.4	5.6	9.4	9.3	5.8	4.3	-	-	-	10.4	9.2	
5. Every time	4.8	5.4	3.4	1.1	37.9	18.5	3.3	-	4.0	4.1	5.1	-	-	6.8	4.7	-	
<i>Item 3810 Subject A05c</i>	<i>N†</i>	98	33	59	60	2	14	20	30	34	71	18	-	-	20	70	8
<b>B067I:</b> In a car																	
1. Not at all	64.4	59.2	71.6	61.7	62.1	61.4	52.8	70.2	67.4	67.7	60.1	-	-	89.2	61.0	32.5	
2. A few of the times	17.6	25.3	14.8	22.2	-	7.4	17.1	24.4	16.3	19.0	20.1	-	-	10.8	18.2	29.6	
3. Some of the times	9.7	10.6	8.6	9.8	-	5.7	22.3	2.6	10.0	9.3	7.8	-	-	-	10.2	28.7	
4. Most of the times	4.5	2.3	1.5	2.9	-	13.4	4.5	2.8	2.2	1.2	6.9	-	-	-	5.3	9.2	
5. Every time	3.8	2.7	3.4	3.4	37.9	12.1	3.3	-	4.1	2.8	5.1	-	-	-	5.4	-	
<i>Item 3830 Subject A05c</i>	<i>N†</i>	98	33	59	60	2	14	20	30	34	71	18	-	-	20	70	8
<b>B068:</b> Where did you get the tranquilizers you used without a doctor's orders during the last year? (Mark all that apply.)																	
A. Bought on the Internet	3.8	6.4	1.3	-	32.2	11.1	-	7.0	-	-	16.6	-	-	10.8	1.2	9.3	
B. Took from a friend without asking	4.8	3.9	4.4	5.2	32.2	21.0	2.3	-	3.9	3.8	4.4	-	-	-	3.8	25.1	
C. Took from a relative without asking	17.3	20.8	15.7	18.6	62.1	11.1	18.3	24.8	12.5	16.2	8.4	-	-	3.6	20.4	26.2	
D. Given for free by a friend	54.8	54.0	56.4	56.2	32.2	24.0	67.6	46.9	67.5	57.7	36.5	-	-	28.6	62.8	45.8	
E. Given for free by a relative	31.4	24.4	36.8	28.5	32.2	38.1	13.5	15.0	54.3	35.3	20.9	-	-	35.1	30.7	31.8	
F. Bought from a friend	39.3	44.8	35.8	40.6	32.2	24.0	46.2	33.8	46.7	39.6	37.8	-	-	16.3	45.9	43.4	
G. Bought from a relative	12.6	10.4	13.4	8.0	32.2	12.4	3.3	2.2	27.9	15.0	4.4	-	-	-	16.8	9.3	
H. From a prescription I had	17.0	7.5	22.6	12.0	32.2	31.6	12.0	16.3	14.3	19.3	9.6	-	-	22.2	13.3	36.7	
I. Bought from a drug dealer/stranger	21.6	30.6	14.4	19.5	37.9	25.9	22.9	18.7	21.8	20.5	13.0	-	-	-	26.7	33.6	
J. Other method	11.6	8.4	13.5	6.0	62.1	5.4	17.2	2.3	19.5	11.9	13.4	-	-	6.9	12.7	15.0	
<i>Item 31810-31870 Subject A01n</i>	<i>N†</i>	99	33	59	60	2	14	20	31	34	71	18	-	-	20	70	8

†=excludes respondents for whom question was inappropriate.



# DESCRIPTIVE RESULTS: 2011

81

QUESTIONNAIRE FORM 1 2011	TOTAL	SEX		RACE		REGION				COLLEGE PLANS?		ILLICIT DRUG USE: LIFETIME					
		M	F	White	Black	NE	NC	S	W	Yes	No	None	Mari- juana Only	Few Pills	More Pills	Any Her- oin	
<i>N (Weighted No. of Cases):</i>	2476	1122	1139	1345	300	432	579	898	567	1875	304	1144	637	205	320	28	
<i>% of Weighted Total:</i>	100.0	45.3	46.0	54.3	12.1	17.4	23.4	36.3	22.9	75.7	12.3	46.2	25.7	8.3	12.9	1.1	
<b>B069:</b> What have been the most important reasons for your taking tranquilizers without a doctor's orders? (Mark all that apply.)																	
A. To experiment—to see what it's like	35.8	50.3	26.8	43.2	32.2	17.6	57.2	35.4	31.1	35.4	33.8	-	-	32.4	38.4	22.6	
B. To relax or relieve tension	68.2	61.1	73.5	71.7	29.9	38.3	69.1	78.6	71.0	75.7	43.4	-	-	49.9	76.0	46.6	
C. To feel good or get high	56.3	70.2	47.4	54.9	-	42.1	67.7	49.2	61.8	53.9	56.9	-	-	45.3	60.5	47.1	
D. To seek deeper insights and understanding	4.1	8.1	0.8	2.9	-	5.7	2.3	2.2	6.1	2.8	4.3	-	-	-	2.8	24.9	
E. To have a good time with my friends	16.7	18.2	14.5	22.2	-	15.6	12.7	24.7	12.5	17.4	2.7	-	-	3.4	20.8	14.4	
F. To fit in with a group I like	3.4	3.7	3.6	3.0	32.2	5.4	2.3	-	6.3	1.9	11.3	-	-	-	2.0	24.2	
G. To get away from my problems or troubles	14.2	11.6	10.8	11.8	32.2	31.0	8.9	17.7	7.0	11.7	9.6	-	-	-	16.8	26.2	
H. Because of boredom, nothing else to do	8.7	6.3	10.8	13.2	-	-	18.9	6.7	8.1	9.8	2.7	-	-	3.4	9.6	14.4	
I. Because of anger or frustration	16.7	17.7	14.4	20.5	-	24.2	13.6	26.8	6.3	17.6	9.6	-	-	3.8	20.2	17.3	
J. To get through the day	12.5	14.2	6.6	9.3	32.2	24.5	23.7	2.8	9.3	7.7	20.2	-	-	-	14.0	29.6	
K. To increase the effects of some other drug(s)	9.0	10.3	7.7	6.6	-	5.7	13.1	8.5	8.4	9.7	-	-	-	-	12.7	-	
L. To decrease (offset) the effects of some other drug(s)	4.2	12.4	-	4.7	-	-	2.8	-	10.7	4.7	4.3	-	-	-	4.8	9.2	
M. To get to sleep	39.5	28.0	47.9	45.4	29.9	22.6	39.8	29.4	55.5	44.1	30.1	-	-	37.5	41.2	29.3	
N. To relieve physical pain	30.5	31.7	31.0	29.1	62.1	45.5	35.8	8.8	40.3	34.2	23.8	-	-	25.2	29.4	53.0	
O. Because I am "hooked"—I have to have them	3.9	2.7	3.4	3.4	37.9	12.8	3.3	-	4.1	2.8	5.1	-	-	-	5.5	-	
<i>Item 3910-4040 Subject A06a</i>	<i>N†</i>	98	33	59	60	2	14	20	30	34	71	18	-	-	20	70	8
<b>B070:</b> When you take tranquilizers, how high do you usually get?																	
1. Not at all high	13.6	12.4	15.2	11.7	-	6.2	11.4	12.2	18.8	16.6	7.1	-	-	26.7	11.4	-	
2. A little high	21.8	6.5	32.0	24.6	37.9	8.4	10.1	29.1	27.1	19.2	38.5	-	-	19.2	24.1	11.1	
3. Moderately high	22.7	21.8	24.7	20.7	32.2	33.5	33.1	10.3	23.8	16.9	35.8	-	-	-	28.0	37.7	
4. Very high	27.8	45.8	14.0	31.2	-	20.7	38.0	29.3	23.1	30.7	12.2	-	-	26.1	30.9	8.7	
5. I don't take them to get high	14.0	13.5	14.1	11.9	29.9	31.1	7.4	19.0	7.1	16.5	6.3	-	-	27.9	5.5	42.6	
<i>Item 4050 Subject A01e</i>	<i>N†</i>	97	34	59	60	2	12	20	31	34	72	18	-	-	21	68	8
<b>B071:</b> When you take tranquilizers, how long do you usually stay high?																	
1. Usually don't get high	23.4	20.3	26.4	21.9	29.9	32.7	18.8	25.5	20.8	29.6	7.1	-	-	49.2	14.2	33.9	
2. One to two hours	19.2	15.6	22.2	21.2	37.9	8.4	2.8	30.9	22.2	21.4	13.6	-	-	21.8	19.6	8.7	
3. Three to six hours	40.1	33.8	44.8	41.4	32.2	38.2	46.4	25.1	50.7	34.3	56.4	-	-	6.0	49.5	48.2	
4. Seven to 24 hours	12.2	17.5	5.6	14.3	-	20.7	32.0	4.7	4.1	11.9	6.4	-	-	12.5	13.6	-	
5. More than 24 hours	5.1	12.8	1.0	1.3	-	-	-	13.8	2.2	2.9	16.5	-	-	10.4	3.0	9.2	
<i>Item 4060 Subject A01f</i>	<i>N†</i>	97	34	59	60	2	12	20	31	34	72	18	-	-	21	68	8
<b>B072:</b> What tranquilizers have you taken during the last year without a doctor's orders? (Mark all that apply.)																	
A. Librium	4.7	-	7.5	3.8	32.2	6.7	4.5	4.7	4.1	3.9	9.5	-	-	7.1	2.0	20.4	
B. Valium	38.5	24.2	45.5	38.9	70.1	22.8	20.1	46.5	47.7	34.3	45.7	-	-	16.4	41.7	65.6	
C. Xanax	66.5	73.5	62.4	74.2	32.2	47.9	84.4	59.8	68.1	65.6	65.9	-	-	23.0	79.2	68.5	
D. Soma	8.5	6.5	9.9	5.7	70.1	14.5	11.1	9.2	4.2	3.8	14.7	-	-	-	9.5	20.4	
E. Serax	2.2	-	3.6	2.3	32.2	6.7	-	-	4.1	1.9	4.4	-	-	-	2.0	9.3	
F. Ativan	12.1	6.4	14.4	5.5	32.2	21.7	-	30.1	-	7.9	16.6	-	-	10.8	12.8	9.3	
G. Klonopin	19.7	19.4	19.2	21.0	32.2	29.7	14.7	18.0	20.7	20.3	16.7	-	-	6.3	20.7	43.6	
H. Other	21.1	19.5	21.5	15.8	32.2	29.7	17.3	4.4	35.4	24.6	9.6	-	-	9.5	22.7	36.2	
I. Don't know the names of some tranquilizers I have used	20.2	13.8	23.2	19.3	62.1	42.1	5.6	13.8	27.2	23.8	4.4	-	-	37.4	15.5	16.9	
<i>Item 4070-4080, 4095, 4120, 4155, 4160, 31880-31900 Subject A01i</i>	<i>N†</i>	95	33	59	60	2	12	20	30	34	71	18	-	-	20	67	8
<b>B073:</b> Have you ever tried to stop using tranquilizers and found that you couldn't stop?																	
1. Yes	6.2	2.3	8.7	3.9	-	-	3.4	-	15.7	7.2	4.4	-	-	-	7.6	9.7	
2. No	93.8	97.7	91.3	96.1	100.0	100.0	96.6	100.0	84.3	92.8	95.6	-	-	100.0	92.4	90.3	
<i>Item 4170 Subject A01i</i>	<i>N†</i>	95	33	59	60	2	12	20	30	34	71	17	-	-	20	68	8

†=excludes respondents for whom question was inappropriate.



QUESTIONNAIRE FORM 1 2011	TOTAL	SEX		RACE		REGION				COLLEGE PLANS?		ILLCIT DRUG USE: LIFETIME				
		M	F	White	Black	NE	NC	S	W	Yes	No	None	Mari- juana Only	Few Pills	More Pills	Any Her- oin
<i>N (Weighted No. of Cases):</i>	2476	1122	1139	1345	300	432	579	898	567	1875	304	1144	637	205	320	28
<i>% of Weighted Total:</i>	100.0	45.3	46.0	54.3	12.1	17.4	23.4	36.3	22.9	75.7	12.3	46.2	25.7	8.3	12.9	1.1
<b>B074:</b> Do you think you will be using tranquilizers without a doctor's orders five years from now?																
1. I definitely will	0.5	0.8	0.1	0.2	1.6	0.4	0.7	0.7	0.1	0.1	2.9	0.1	0.5	1.2	1.1	3.2
2. I probably will	1.4	1.4	1.6	1.6	0.5	0.8	0.3	2.0	2.2	1.2	3.2	0.2	0.6	1.6	7.4	7.9
3. I probably will not	11.7	11.0	12.7	12.0	3.8	14.4	10.0	9.5	14.9	11.3	14.3	6.4	11.2	22.2	25.7	37.1
4. I definitely will not	86.3	86.8	85.7	86.2	94.1	84.3	89.0	87.7	82.9	87.4	79.6	93.3	87.6	75.1	65.7	51.7
<i>Item 4180 Subject A04a</i>	<i>N</i> 2216	1052	1095	1299	263	371	546	775	525	1790	280	1096	578	183	287	26
The next questions are about the use of different forms of cocaine, such as "crack," powder, freebase, or coca paste.																
<b>B075:</b> Have you ever taken cocaine in "crack" form or in any other freebase form—that is, where you inhaled the fumes from smoking, heating, or burning it?																
1. No—GO TO Q.B077	98.5	98.4	98.4	98.9	99.3	97.8	98.6	99.1	98.0	99.1	96.5	100.0	100.0	95.5	94.5	64.1
2. Yes	1.5	1.6	1.6	1.1	0.7	2.2	1.4	0.9	2.0	0.9	3.5	-	-	4.5	5.5	35.9
<i>Item 22250 Subject A01a</i>	<i>N</i> 2253	1075	1107	1317	269	388	545	780	539	1817	286	1104	585	195	295	27
<b>B076:</b> On how many occasions (if any) have you taken "crack" (cocaine in chunk or rock form) . . .																
<b>B076A:</b> . . . in your lifetime?																
1. 0 occasions—incl. (1) in Q.B075	98.6	98.5	98.7	99.2	99.3	98.1	98.8	99.1	98.2	99.2	96.8	100.0	100.0	95.9	95.5	64.1
2. 1-2	0.7	0.7	0.7	0.4	-	1.6	0.6	0.2	1.0	0.5	1.4	-	-	4.1	2.0	8.2
3. 3-5	0.1	0.2	0.1	0.1	-	-	0.1	0.1	0.1	0.1	0.3	-	-	-	0.2	7.0
4. 6-9	0.1	0.1	0.1	0.1	-	0.1	0.3	-	0.1	*	0.5	-	-	-	-	9.7
5. 10-19	0.3	0.4	0.2	0.1	0.4	-	-	0.6	0.4	0.1	0.8	-	-	-	2.0	2.8
6. 20-39	-	-	-	-	-	-	-	-	-	-	-	-	-	-	-	-
7. 40 or more	0.1	0.1	0.1	0.1	0.3	0.2	0.2	-	0.1	0.1	0.3	-	-	-	0.2	8.3
<i>Item 22260 Subject A01a</i>	<i>N</i> 2253	1075	1107	1317	269	388	545	780	539	1817	286	1104	585	195	295	27
<b>B076B:</b> . . . during the last 12 months?																
1. 0 occasions—incl. (1) in Q.B075	99.1	99.3	99.0	99.4	99.3	98.1	99.3	99.2	99.6	99.6	97.7	100.0	100.0	97.4	96.5	84.0
2. 1-2	0.4	0.3	0.6	0.3	-	1.6	0.2	0.2	0.3	0.2	0.8	-	-	2.6	1.7	-
3. 3-5	0.2	0.1	0.3	0.1	0.4	-	0.2	0.4	-	-	0.7	-	-	-	1.1	3.5
4. 6-9	0.1	0.2	*	0.1	-	0.1	0.2	0.1	0.1	0.1	0.2	-	-	-	0.4	6.9
5. 10-19	*	0.1	-	0.1	-	-	-	0.1	-	-	0.4	-	-	-	0.4	-
6. 20-39	0.1	-	0.1	0.1	0.3	0.2	0.1	-	-	*	0.3	-	-	-	-	5.6
7. 40 or more	-	-	-	-	-	-	-	-	-	-	-	-	-	-	-	-
<i>Item 22270 Subject A01b</i>	<i>N</i> 2252	1074	1107	1317	269	388	545	780	538	1817	285	1104	585	195	295	26
<b>B076C:</b> . . . during the last 30 days?																
1. 0 occasions—incl. (1) in Q.B075	99.7	99.4	99.9	99.8	99.3	99.7	99.7	99.5	99.9	99.8	98.3	100.0	100.0	99.4	98.6	90.1
2. 1-2	0.2	0.4	*	0.2	0.4	-	0.2	0.5	-	0.1	1.4	-	-	0.6	1.1	1.8
3. 3-5	0.1	0.1	-	-	-	-	0.1	-	0.1	0.1	-	-	-	-	0.2	2.8
4. 6-9	0.1	0.1	0.1	-	0.3	0.3	-	-	-	*	0.3	-	-	-	-	5.2
5. 10-19	-	-	-	-	-	-	-	-	-	-	-	-	-	-	-	-
6. 20-39	-	-	-	-	-	-	-	-	-	-	-	-	-	-	-	-
7. 40 or more	-	-	-	-	-	-	-	-	-	-	-	-	-	-	-	-
<i>Item 22280 Subject A01c</i>	<i>N</i> 2252	1074	1107	1317	269	388	545	780	538	1817	285	1104	585	195	295	26
<b>B077:</b> On how many occasions (if any) have you taken cocaine in any other form . . .																
<b>B077A:</b> . . . in your lifetime?																
1. 0 occasions	96.0	96.0	96.0	95.6	98.7	94.6	96.9	97.3	93.9	96.8	93.1	100.0	100.0	90.2	78.9	56.1
2. 1-2	2.1	2.4	1.8	2.2	0.3	3.2	1.3	1.6	3.1	1.6	4.1	-	-	9.8	8.1	21.5
3. 3-5	1.0	1.0	1.0	1.1	0.3	1.0	0.9	0.4	1.8	0.9	1.3	-	-	-	7.1	5.4
4. 6-9	0.3	0.2	0.5	0.4	-	0.5	0.4	0.1	0.5	0.3	-	-	-	-	2.3	3.7
5. 10-9	0.3	-	0.6	0.3	-	0.3	0.2	0.3	0.6	0.2	0.3	-	-	-	2.4	3.4
6. 20-39	0.1	0.1	-	0.1	-	0.2	0.1	-	-	-	0.2	-	-	-	0.3	1.8
7. 40 or more	0.2	0.3	0.1	0.2	0.7	0.2	0.2	0.3	0.1	0.1	1.0	-	-	-	1.0	8.2
<i>Item 22320 Subject A01a</i>	<i>N</i> 2235	1071	1095	1301	267	375	542	786	532	1801	288	1102	587	196	282	27



# DESCRIPTIVE RESULTS: 2011

83

QUESTIONNAIRE FORM 1 2011	TOTAL	SEX		RACE		REGION				COLLEGE PLANS?		ILLICIT DRUG USE: LIFETIME					
		M	F	White	Black	NE	NC	S	W	Yes	No	None	Mari- juana Only	Few Pills	More Pills	Any Her- oin	
<i>N (Weighted No. of Cases):</i>	2476	1122	1139	1345	300	432	579	898	567	1875	304	1144	637	205	320	28	
<i>% of Weighted Total:</i>	100.0	45.3	46.0	54.3	12.1	17.4	23.4	36.3	22.9	75.7	12.3	46.2	25.7	8.3	12.9	1.1	
<b>B077B:</b> . . . during the last 12 months?																	
1. 0 occasions	97.5	97.3	97.6	97.0	99.0	96.2	97.9	97.9	97.3	98.1	95.8	100.0	100.0	93.3	86.5	80.5	
2. 1-2	1.5	1.7	1.2	1.6	-	1.9	1.3	1.2	1.6	1.2	1.9	-	-	6.7	6.4	6.0	
3. 3-5	0.7	0.5	0.9	0.9	0.3	1.3	0.2	0.6	0.8	0.5	0.8	-	-	-	5.0	2.7	
4. 6-9	0.2	0.2	0.2	0.2	-	0.2	0.4	-	0.3	0.2	0.3	-	-	-	1.2	3.5	
5. 10-19	-	-	-	-	-	-	-	-	-	-	-	-	-	-	-	-	
6. 20-39	0.2	0.2	0.1	0.1	0.7	0.4	0.2	0.1	-	*	0.8	-	-	-	0.7	7.3	
7. 40 or more	*	0.1	-	0.1	-	-	-	0.1	-	-	0.4	-	-	-	0.4	-	
<i>Item 22330 Subject A01b</i>	<i>N</i>	<i>2234</i>	<i>1071</i>	<i>1095</i>	<i>1301</i>	<i>267</i>	<i>375</i>	<i>542</i>	<i>786</i>	<i>531</i>	<i>1801</i>	<i>287</i>	<i>1102</i>	<i>587</i>	<i>196</i>	<i>282</i>	<i>26</i>
<b>B077C:</b> . . . during the last 30 days?																	
1. 0 occasions	99.2	98.9	99.4	98.9	99.0	98.1	99.7	99.5	99.0	99.5	97.4	100.0	100.0	99.6	94.5	92.4	
2. 1-2	0.4	0.6	0.2	0.6	-	1.5	0.1	0.1	0.4	0.4	0.6	-	-	0.4	2.7	2.8	
3. 3-5	0.3	0.2	0.3	0.3	0.3	0.2	0.1	0.1	0.6	0.2	0.8	-	-	-	2.0	-	
4. 6-9	0.1	0.1	0.1	0.1	0.3	0.2	0.1	0.1	-	-	0.8	-	-	-	0.4	4.7	
5. 10-19	-	-	-	-	-	-	-	-	-	-	-	-	-	-	-	-	
6. 20-39	0.1	0.1	-	-	0.4	-	-	0.1	-	-	0.4	-	-	-	0.4	-	
7. 40 or more	-	-	-	-	-	-	-	-	-	-	-	-	-	-	-	-	
<i>Item 22340 Subject A01c</i>	<i>N</i>	<i>2233</i>	<i>1071</i>	<i>1095</i>	<i>1301</i>	<i>267</i>	<i>374</i>	<i>542</i>	<i>786</i>	<i>531</i>	<i>1801</i>	<i>287</i>	<i>1102</i>	<i>587</i>	<i>196</i>	<i>281</i>	<i>26</i>
IF YOU HAVE NOT TAKEN ANY COCAINE (POWDER, CRACK, FREEBASE, ETC.) IN THE LAST TWELVE MONTHS, GO TO Q.B086.																	
<b>B078:</b> When you used cocaine during the last year, how often did you use it in each of the following situations?																	
<b>B078A:</b> When you were alone																	
1. Not at all	80.3	86.7	72.7	88.0	45.9	86.2	81.7	78.9	75.3	88.5	76.5	-	-	100.0	76.9	55.0	
2. A few of the times	12.7	4.9	21.7	7.9	32.2	7.5	10.5	21.1	9.7	5.3	11.5	-	-	-	17.7	8.0	
3. Some of the times	3.0	3.4	2.6	1.8	-	-	7.8	-	5.0	1.9	5.5	-	-	-	0.9	24.4	
4. Most of the times	2.5	2.2	3.0	-	21.9	-	-	-	10.0	4.3	-	-	-	-	2.0	12.5	
5. Every time	1.5	2.8	-	2.4	-	6.4	-	-	-	-	6.5	-	-	-	2.4	-	
<i>Item 4190 Subject A05a</i>	<i>N†</i>	<i>60</i>	<i>33</i>	<i>26</i>	<i>38</i>	<i>3</i>	<i>14</i>	<i>13</i>	<i>17</i>	<i>15</i>	<i>35</i>	<i>14</i>	<i>-</i>	<i>-</i>	<i>16</i>	<i>38</i>	<i>6</i>
<b>B078B:</b> With just 1 or 2 other people																	
1. Not at all	14.4	21.9	5.3	13.6	24.0	6.4	15.6	17.2	17.7	12.3	22.1	-	-	29.4	10.3	-	
2. A few of the times	42.0	34.3	53.7	40.4	21.9	36.6	31.0	56.9	39.1	41.5	32.4	-	-	56.7	40.2	13.1	
3. Some of the times	7.5	8.2	7.0	9.7	-	5.4	3.6	10.8	9.0	7.1	5.5	-	-	-	8.0	25.1	
4. Most of the times	20.2	16.5	25.8	22.7	54.1	33.9	16.9	6.5	25.8	18.7	31.7	-	-	-	27.6	27.1	
5. Every time	15.9	19.1	8.1	13.7	-	17.8	32.9	8.7	8.4	20.4	8.4	-	-	13.9	13.9	34.7	
<i>Item 4200 Subject A05b</i>	<i>N†</i>	<i>60</i>	<i>33</i>	<i>26</i>	<i>39</i>	<i>3</i>	<i>14</i>	<i>13</i>	<i>17</i>	<i>15</i>	<i>35</i>	<i>14</i>	<i>-</i>	<i>-</i>	<i>16</i>	<i>38</i>	<i>6</i>
<b>B078C:</b> At a party																	
1. Not at all	34.1	37.1	27.2	24.4	24.0	50.5	19.2	45.5	16.8	23.5	42.1	-	-	71.0	24.1	-	
2. A few of the times	30.0	30.9	30.1	41.0	-	26.4	34.7	12.1	51.8	45.2	15.6	-	-	26.0	34.4	11.5	
3. Some of the times	11.6	10.1	14.1	12.3	21.9	18.3	10.4	12.7	5.0	7.0	18.4	-	-	-	12.4	38.2	
4. Most of the times	10.4	8.7	13.0	11.8	21.9	4.8	13.7	12.2	10.6	12.2	13.3	-	-	-	11.7	29.7	
5. Every time	13.9	13.2	15.5	10.5	32.2	-	22.0	17.6	15.8	12.1	10.6	-	-	3.0	17.4	20.6	
<i>Item 4210 Subject A05c</i>	<i>N†</i>	<i>61</i>	<i>34</i>	<i>26</i>	<i>40</i>	<i>3</i>	<i>14</i>	<i>13</i>	<i>19</i>	<i>15</i>	<i>35</i>	<i>15</i>	<i>-</i>	<i>-</i>	<i>16</i>	<i>39</i>	<i>6</i>
<b>B078D:</b> When your date or spouse was present																	
1. Not at all	80.6	90.9	66.0	77.2	78.1	87.1	81.6	83.2	70.3	84.9	67.0	-	-	100.0	75.5	61.8	
2. A few of the times	2.9	3.3	2.6	4.5	-	-	5.2	5.9	-	1.9	7.3	-	-	-	4.5	-	
3. Some of the times	2.0	2.2	1.8	1.2	-	-	3.6	-	5.0	-	5.0	-	-	-	1.2	12.9	
4. Most of the times	5.3	2.0	10.0	4.5	21.9	12.9	5.2	3.8	-	3.9	5.1	-	-	-	4.4	25.3	
5. Every time	9.2	1.6	19.7	12.7	-	-	4.4	7.1	24.7	9.3	15.6	-	-	-	14.4	-	
<i>Item 4220 Subject A05b</i>	<i>N†</i>	<i>61</i>	<i>34</i>	<i>26</i>	<i>40</i>	<i>3</i>	<i>14</i>	<i>13</i>	<i>19</i>	<i>15</i>	<i>35</i>	<i>15</i>	<i>-</i>	<i>-</i>	<i>16</i>	<i>39</i>	<i>6</i>

\*=less than .05 percent. †=excludes respondents for whom question was inappropriate.



QUESTIONNAIRE FORM 1 2011	TOTAL	SEX		RACE		REGION				COLLEGE PLANS?		ILLICIT DRUG USE: LIFETIME					
		M	F	White	Black	NE	NC	S	W	Yes	No	None	Mari- juana Only	Few Pills	More Pills	Any Her- oin	
<i>N (Weighted No. of Cases):</i>	2476	1122	1139	1345	300	432	579	898	567	1875	304	1144	637	205	320	28	
<i>% of Weighted Total:</i>	100.0	45.3	46.0	54.3	12.1	17.4	23.4	36.3	22.9	75.7	12.3	46.2	25.7	8.3	12.9	1.1	
<b>B078E:</b> When people over age 30 were present																	
1. Not at all	76.4	87.9	61.4	82.6	45.9	60.7	77.5	88.0	75.7	94.6	51.8	-	-	68.5	83.8	54.4	
2. A few of the times	9.9	-	23.6	5.8	-	33.9	5.1	-	3.6	3.5	-	-	-	27.1	2.7	11.5	
3. Some of the times	3.0	5.5	-	2.8	-	-	-	5.9	5.0	-	12.3	-	-	-	2.8	12.9	
4. Most of the times	1.5	1.4	-	1.2	-	-	7.1	-	-	-	3.1	-	-	-	-	8.0	
5. Every time	9.2	5.3	14.9	7.7	54.1	5.4	10.3	6.0	15.7	1.9	32.7	-	-	4.4	10.7	13.1	
<i>Item 4230 Subject A05b</i>	<i>N†</i>	61	34	26	40	3	14	13	19	15	35	15	-	-	16	39	6
<b>B078F:</b> During the daytime (before 4:00 p.m.)																	
1. Not at all	61.1	73.1	43.4	75.0	45.9	68.2	70.6	53.0	56.3	76.0	41.4	-	-	63.4	67.2	14.1	
2. A few of the times	19.8	11.4	31.9	15.2	-	26.4	9.7	10.4	33.8	9.8	31.9	-	-	27.1	18.1	11.5	
3. Some of the times	9.3	3.6	17.1	6.8	-	-	10.9	18.6	5.0	3.8	14.1	-	-	-	8.9	36.5	
4. Most of the times	6.3	5.5	7.6	3.0	54.1	5.4	3.6	9.9	4.9	4.1	12.5	-	-	-	4.1	37.9	
5. Every time	3.6	6.4	-	-	-	-	5.2	8.1	-	6.2	-	-	-	9.5	1.7	-	
<i>Item 4240 Subject A05c</i>	<i>N†</i>	61	34	26	40	3	14	13	19	15	35	15	-	-	16	39	6
<b>B078G:</b> At your home (or apartment or dorm)																	
1. Not at all	76.1	75.3	76.7	81.6	78.1	93.7	80.3	65.4	69.5	82.8	62.2	-	-	100.0	71.7	41.2	
2. A few of the times	5.3	5.7	4.8	3.8	-	-	-	12.6	5.5	5.9	7.3	-	-	-	8.2	-	
3. Some of the times	3.5	2.2	5.5	1.6	21.9	5.4	-	-	9.2	1.8	10.1	-	-	-	1.6	26.1	
4. Most of the times	8.0	5.9	11.2	5.0	-	-	-	22.0	4.9	4.1	8.3	-	-	-	8.7	24.7	
5. Every time	7.0	10.9	1.8	8.1	-	0.9	19.7	-	10.9	5.3	12.1	-	-	-	9.8	8.0	
<i>Item 4250 Subject A05c</i>	<i>N†</i>	61	34	26	40	3	14	13	19	15	35	15	-	-	16	39	6
<b>B078H:</b> At school																	
1. Not at all	87.2	82.0	93.7	96.5	45.9	94.6	94.8	80.0	83.0	88.6	75.1	-	-	90.5	89.8	61.4	
2. A few of the times	4.4	3.2	6.3	2.8	21.9	5.4	-	5.9	5.4	2.4	12.4	-	-	-	4.9	13.1	
3. Some of the times	1.2	2.2	-	-	-	-	-	-	4.9	-	5.0	-	-	-	-	12.9	
4. Most of the times	3.1	5.4	-	-	32.2	-	-	6.0	4.8	2.1	7.5	-	-	-	2.9	12.5	
5. Every time	4.0	7.2	-	0.7	-	-	5.2	8.1	1.8	6.9	-	-	-	9.5	2.4	-	
<i>Item 4260 Subject A05c</i>	<i>N†</i>	61	34	26	40	3	14	13	19	15	35	15	-	-	16	39	6
<b>B078I:</b> In a car																	
1. Not at all	63.5	79.5	40.6	68.6	67.8	68.8	66.2	62.7	57.0	76.4	47.2	-	-	68.4	63.2	52.0	
2. A few of the times	24.0	13.0	39.6	21.2	32.2	26.4	12.4	18.7	38.0	14.1	38.7	-	-	31.6	24.4	-	
3. Some of the times	9.2	4.2	16.2	6.7	-	4.8	5.3	18.6	5.0	7.6	5.0	-	-	-	10.7	24.4	
4. Most of the times	2.3	1.4	3.6	3.5	-	-	10.9	-	-	-	9.1	-	-	-	-	23.6	
5. Every time	1.1	2.0	-	-	-	-	5.2	-	-	1.9	-	-	-	-	1.7	-	
<i>Item 4280 Subject A05c</i>	<i>N†</i>	61	34	26	40	3	14	13	19	15	35	15	-	-	16	39	6
<b>B079:</b> How many of the times when you used cocaine during the last year did you use it along with each of the following drugs—that is, so that their effects overlapped?																	
<b>B079A:</b> With alcohol																	
1. Not at all	26.1	30.0	18.3	28.8	28.9	29.5	17.3	32.0	23.7	26.4	33.0	-	-	31.0	24.4	25.3	
2. A few of the times	23.5	14.6	36.3	19.6	-	-	6.3	40.8	40.9	24.6	22.5	-	-	38.9	18.8	14.1	
3. Some of the times	10.4	12.3	8.6	10.4	-	5.4	17.9	13.8	4.9	9.1	12.3	-	-	-	12.7	24.4	
4. Most of the times	20.3	18.5	22.1	25.0	71.1	38.7	14.0	6.6	23.9	16.7	32.2	-	-	3.4	26.0	23.6	
5. Every time	19.7	24.6	14.7	16.2	-	26.4	44.5	6.8	6.6	23.2	-	-	-	26.8	18.1	12.5	
<i>Item 4290 Subject A01h</i>	<i>N†</i>	60	33	26	39	3	14	13	17	15	34	15	-	-	16	38	6
<b>B079B:</b> With marijuana																	
1. Not at all	37.0	33.4	39.2	37.0	-	39.7	36.9	16.1	56.8	32.1	37.9	-	-	49.0	37.7	-	
2. A few of the times	19.3	17.1	22.3	19.8	-	0.9	5.3	44.4	21.2	23.0	22.5	-	-	46.6	8.7	11.5	
3. Some of the times	18.3	14.9	23.3	14.4	28.9	20.6	16.1	25.3	10.4	14.8	18.4	-	-	-	20.7	52.4	
4. Most of the times	13.1	14.0	12.5	17.6	28.8	38.7	10.8	-	5.0	15.5	6.0	-	-	-	18.3	15.6	
5. Every time	12.4	20.5	2.7	11.3	42.3	-	30.9	14.1	6.6	14.6	15.2	-	-	4.4	14.5	20.6	
<i>Item 4300 Subject A01h</i>	<i>N†</i>	58	32	26	39	3	14	13	16	15	34	15	-	-	16	37	6

†=excludes respondents for whom question was inappropriate.



# DESCRIPTIVE RESULTS: 2011

85

QUESTIONNAIRE FORM 1 2011	TOTAL	SEX		RACE		REGION				COLLEGE PLANS?		ILLCIT DRUG USE: LIFETIME					
		M	F	White	Black	NE	NC	S	W	Yes	No	None	Mari- juana Only	Few Pills	More Pills	Any Her- oin	
<i>N (Weighted No. of Cases):</i>	2476	1122	1139	1345	300	432	579	898	567	1875	304	1144	637	205	320	28	
<i>% of Weighted Total:</i>	100.0	45.3	46.0	54.3	12.1	17.4	23.4	36.3	22.9	75.7	12.3	46.2	25.7	8.3	12.9	1.1	
<b>B079C:</b> With LSD																	
1. Not at all	88.4	84.3	93.2	94.0	71.1	94.6	80.9	86.9	90.3	95.0	66.5	-	-	86.4	97.5	29.2	
2. A few of the times	5.9	8.2	3.1	1.2	28.9	5.4	3.9	13.1	-	-	22.4	-	-	13.6	-	24.1	
3. Some of the times	2.9	2.4	3.7	2.4	-	-	7.6	-	4.9	-	11.0	-	-	-	-	32.4	
4. Most of the times	1.3	2.3	-	-	-	-	-	-	4.8	2.2	-	-	-	-	-	14.3	
5. Every time	1.6	2.8	-	2.4	-	-	7.6	-	-	2.7	-	-	-	-	2.5	-	
<i>Item 4310 Subject A01h</i>	<i>N†</i>	58	32	25	38	3	14	12	16	15	33	15	-	-	16	37	5
<b>B079D:</b> With hallucinogens other than LSD																	
1. Not at all	85.9	86.3	84.7	90.5	42.3	94.6	80.9	86.9	80.2	90.6	66.5	-	-	86.4	91.8	34.0	
2. A few of the times	6.1	6.9	5.5	3.5	-	-	-	13.1	9.3	4.2	14.2	-	-	13.6	3.7	-	
3. Some of the times	5.1	3.9	6.7	3.6	28.8	-	11.5	-	10.4	2.4	14.1	-	-	-	2.1	48.5	
4. Most of the times	1.3	-	3.1	-	28.9	5.4	-	-	-	-	5.1	-	-	-	-	17.4	
5. Every time	1.6	2.9	-	2.4	-	-	7.6	-	-	2.8	-	-	-	-	2.5	-	
<i>Item 4320 Subject A01h</i>	<i>N†</i>	57	31	25	38	3	14	12	16	15	32	15	-	-	16	37	4
<b>B079E:</b> With amphetamines																	
1. Not at all	77.0	69.4	87.2	78.5	100.0	55.5	76.7	86.9	81.4	73.9	74.8	-	-	82.2	77.9	57.9	
2. A few of the times	14.4	20.3	6.3	13.3	-	35.9	15.7	13.1	-	17.1	14.2	-	-	17.8	13.5	13.1	
3. Some of the times	5.3	4.7	6.5	3.5	-	-	-	-	18.6	6.3	5.0	-	-	-	3.7	29.0	
4. Most of the times	-	-	-	-	-	-	-	-	-	-	-	-	-	-	-	-	
5. Every time	3.4	5.7	-	4.7	-	8.6	7.6	-	-	2.7	6.0	-	-	-	4.9	-	
<i>Item 4330 Subject A01h</i>	<i>N†</i>	54	32	21	38	3	10	12	16	15	33	15	-	-	12	37	5
<b>B079F:</b> With quaaludes																	
1. Not at all	97.2	97.4	96.9	100.0	71.1	94.6	100.0	100.0	94.8	100.0	88.2	-	-	100.0	100.0	65.4	
2. A few of the times	-	-	-	-	-	-	-	-	-	-	-	-	-	-	-	-	
3. Some of the times	1.4	2.6	-	-	-	-	-	-	5.2	-	5.8	-	-	-	-	17.2	
4. Most of the times	-	-	-	-	-	-	-	-	-	-	-	-	-	-	-	-	
5. Every time	1.4	-	3.1	-	28.9	5.4	-	-	-	-	5.9	-	-	-	-	17.4	
<i>Item 4340 Subject A01h</i>	<i>N†</i>	55	29	25	38	3	14	12	14	15	32	13	-	-	14	37	4
<b>B079G:</b> With barbiturates																	
1. Not at all	92.4	90.7	94.3	98.3	71.1	94.6	94.5	86.9	94.8	98.0	75.7	-	-	86.4	98.2	65.4	
2. A few of the times	6.3	6.9	5.7	1.7	28.9	5.4	5.5	13.1	-	2.0	19.3	-	-	13.6	1.8	17.4	
3. Some of the times	1.3	2.4	-	-	-	-	-	-	5.2	-	5.0	-	-	-	-	17.2	
4. Most of the times	-	-	-	-	-	-	-	-	-	-	-	-	-	-	-	-	
5. Every time	-	-	-	-	-	-	-	-	-	-	-	-	-	-	-	-	
<i>Item 4350 Subject A01h</i>	<i>N†</i>	57	31	25	38	3	14	12	16	15	32	15	-	-	16	37	4
<b>B079H:</b> With tranquilizers																	
1. Not at all	84.7	90.7	76.4	92.3	71.1	94.6	86.8	73.7	85.5	93.7	69.6	-	-	86.4	90.5	29.4	
2. A few of the times	12.7	6.9	20.5	7.7	-	-	13.2	26.3	9.3	6.3	20.3	-	-	13.6	9.5	36.0	
3. Some of the times	1.3	2.4	-	-	-	-	-	-	5.2	-	5.0	-	-	-	-	17.2	
4. Most of the times	1.3	-	3.1	-	28.9	5.4	-	-	-	-	5.1	-	-	-	-	17.4	
5. Every time	-	-	-	-	-	-	-	-	-	-	-	-	-	-	-	-	
<i>Item 4360 Subject A01h</i>	<i>N†</i>	57	31	25	38	3	14	12	16	15	32	15	-	-	16	37	4

†=excludes respondents for whom question was inappropriate.



QUESTIONNAIRE FORM 1 2011	TOTAL	SEX		RACE		REGION				COLLEGE PLANS?		ILLCIT DRUG USE: LIFETIME					
		M	F	White	Black	NE	NC	S	W	Yes	No	None	Mari- juana Only	Few Pills	More Pills	Any Her- oin	
<i>N (Weighted No. of Cases):</i>	2476	1122	1139	1345	300	432	579	898	567	1875	304	1144	637	205	320	28	
<i>% of Weighted Total:</i>	100.0	45.3	46.0	54.3	12.1	17.4	23.4	36.3	22.9	75.7	12.3	46.2	25.7	8.3	12.9	1.1	
<b>B080:</b> What have been the most important reasons for your taking cocaine? (Mark all that apply.)																	
A. To experiment—to see what it's like	70.9	55.7	88.0	71.9	57.7	86.2	47.9	55.4	91.0	73.8	51.4	-	-	71.3	70.0	75.6	
B. To relax or relieve tension	20.7	16.9	26.1	14.5	42.3	33.9	20.9	23.9	4.8	11.4	19.5	-	-	24.8	15.2	44.3	
C. To feel good or get high	47.9	49.1	48.7	49.1	-	53.9	42.6	51.4	43.0	45.2	55.9	-	-	17.7	54.3	86.9	
D. To seek deeper insights and understanding	2.9	1.5	4.6	4.4	-	-	7.7	4.5	-	2.1	3.4	-	-	-	1.3	20.2	
E. To have a good time with my friends	29.4	24.0	37.1	31.2	28.9	27.5	43.7	26.7	22.6	36.9	20.5	-	-	18.1	24.8	87.1	
F. To fit in with a group I like	1.8	1.5	2.1	2.7	-	-	3.9	-	3.5	1.6	3.4	-	-	3.6	-	8.0	
G. To get away from my problems or troubles	11.4	9.1	14.6	9.1	-	7.5	13.3	9.8	15.2	11.2	8.8	-	-	-	8.8	57.2	
H. Because of boredom, nothing else to do	11.6	5.7	19.2	10.2	28.9	5.4	25.7	4.5	13.7	10.0	20.5	-	-	8.1	5.1	61.5	
I. Because of anger or frustration	7.4	3.9	12.0	7.3	-	7.5	7.7	4.5	10.2	6.7	3.4	-	-	-	6.5	32.8	
J. To get through the day	3.4	2.5	4.6	3.1	-	-	3.8	4.5	4.9	2.1	5.5	-	-	-	1.3	25.1	
K. To increase the effects of some other drug(s)	7.4	5.6	9.8	9.9	-	-	24.1	-	8.9	9.1	5.0	-	-	4.6	9.8	-	
L. To decrease (offset) the effects of some other drug(s)	5.5	8.5	2.1	8.5	-	-	21.7	-	3.5	9.3	-	-	-	3.6	7.2	-	
M. To stay awake	22.2	21.8	23.7	25.8	57.7	11.7	29.4	16.8	31.8	24.5	28.9	-	-	-	27.6	46.3	
N. To get more energy	23.6	18.0	31.5	19.7	42.3	4.8	12.4	37.5	35.6	24.4	19.5	-	-	3.6	30.5	32.8	
O. Because I am "hooked"—I have to have it	1.2	-	2.8	1.9	-	-	-	4.5	-	2.1	-	-	-	-	-	12.2	
<i>Item 4370-4510 Subject A06a</i>	<i>N†</i>	57	31	26	37	3	14	12	16	15	34	14	-	-	15	36	6
<b>B081:</b> When you take cocaine, how high do you usually get?																	
1. Not at all high	1.2	2.3	-	1.9	-	-	-	4.2	-	2.1	-	-	-	-	1.9	-	
2. A little high	21.2	15.6	25.5	22.2	28.8	7.0	13.9	20.6	42.6	19.1	30.7	-	-	24.2	21.4	12.1	
3. Moderately high	37.3	43.8	30.9	44.8	-	52.8	40.0	27.7	31.8	47.7	29.1	-	-	21.4	44.8	31.1	
4. Very high	34.3	27.6	43.6	27.8	71.2	40.3	41.0	31.7	25.6	27.4	25.2	-	-	32.3	31.9	56.8	
5. I don't take it to get high	5.9	10.7	-	3.4	-	-	5.1	15.9	-	3.8	15.0	-	-	22.1	-	-	
<i>Item 4520 Subject A01e</i>	<i>N†</i>	60	33	26	40	3	14	13	18	15	36	14	-	-	16	38	6
<b>B082:</b> When you take cocaine, how long do you usually stay high?																	
1. Usually don't get high	6.0	8.0	3.7	4.8	-	-	13.2	11.2	-	5.3	8.8	-	-	12.1	3.1	8.9	
2. One to two hours	49.1	47.8	49.2	64.5	28.8	34.5	58.5	35.9	70.8	57.6	38.9	-	-	38.0	57.1	25.6	
3. Three to six hours	27.5	21.7	35.9	18.1	28.9	39.1	19.1	22.5	29.2	23.3	29.2	-	-	36.3	18.5	65.5	
4. Seven to 24 hours	13.7	16.1	11.2	12.6	42.3	26.4	9.2	18.4	-	13.7	7.9	-	-	-	21.3	-	
5. More than 24 hours	3.6	6.5	-	-	-	-	-	12.1	-	-	15.2	-	-	13.6	-	-	
<i>Item 4530 Subject A01f</i>	<i>N†</i>	60	33	25	39	3	14	12	18	15	36	14	-	-	16	38	5
<b>B083:</b> Have you ever tried to stop using cocaine and found that you couldn't stop?																	
1. Yes	20.5	10.9	33.8	3.4	-	26.4	4.4	28.1	19.3	9.8	19.2	-	-	37.3	10.9	37.6	
2. No	79.5	89.1	66.2	96.6	100.0	73.6	95.6	71.9	80.7	90.2	80.8	-	-	62.7	89.1	62.4	
<i>Item 4540 Subject A01i</i>	<i>N†</i>	60	33	26	40	3	14	13	18	15	35	15	-	-	16	38	6
<b>B084:</b> What forms of cocaine have you used? (Mark all that apply.)																	
A. Cocaine powder	95.2	93.4	97.3	98.2	100.0	100.0	94.2	87.9	100.0	100.0	81.2	-	-	81.3	100.0	100.0	
B. "Crack" or "rock"	21.3	20.7	23.1	13.8	71.2	15.2	19.7	33.9	13.7	16.7	31.3	-	-	8.2	22.9	45.2	
C. "Freebase" or "base"	11.9	4.3	22.1	7.0	28.9	5.4	16.9	12.1	13.8	7.8	14.7	-	-	4.6	10.9	37.6	
D. Coca paste	7.9	12.1	3.0	-	71.2	5.4	5.5	18.4	-	1.9	26.8	-	-	14.2	4.7	13.1	
<i>Item 4531-4534 Subject A01l</i>	<i>N†</i>	59	33	26	39	3	14	12	18	15	35	15	-	-	15	38	6
<b>B085:</b> What methods have you used for taking cocaine? (Mark all that apply.)																	
A. Sniffing or "snorting"	85.4	87.1	82.6	92.9	100.0	73.6	88.3	87.9	91.1	94.0	81.2	-	-	47.5	98.2	100.0	
B. Smoking	28.0	29.3	27.0	21.7	71.2	16.2	31.4	35.6	27.5	23.6	40.9	-	-	21.8	24.0	70.3	
C. Injection	4.5	5.8	3.0	-	71.2	5.4	-	6.3	4.9	-	17.5	-	-	-	2.9	26.1	
D. Inhaling fumes	9.9	2.0	20.3	1.7	28.9	31.8	11.1	-	-	3.9	5.1	-	-	24.8	1.7	24.6	
E. By mouth	17.7	10.0	28.4	9.1	100.0	5.4	13.2	30.4	18.0	9.9	32.8	-	-	14.2	15.7	40.2	
F. Other	3.5	4.0	3.0	1.2	28.9	5.4	3.9	4.7	-	2.4	8.2	-	-	-	2.2	21.2	
<i>Item 4550-4590 Subject A05d</i>	<i>N†</i>	59	33	26	39	3	14	12	18	15	35	15	-	-	15	38	6

†=excludes respondents for whom question was inappropriate.



# DESCRIPTIVE RESULTS: 2011

87

QUESTIONNAIRE FORM 1 2011	TOTAL	SEX		RACE		REGION				COLLEGE PLANS?		ILLICIT DRUG USE: LIFETIME					
		M	F	White	Black	NE	NC	S	W	Yes	No	None	Mari- juana Only	Few Pills	More Pills	Any Her- oin	
<i>N (Weighted No. of Cases):</i>	2476	1122	1139	1345	300	432	579	898	567	1875	304	1144	637	205	320	28	
<i>% of Weighted Total:</i>	100.0	45.3	46.0	54.3	12.1	17.4	23.4	36.3	22.9	75.7	12.3	46.2	25.7	8.3	12.9	1.1	
<b>B086:</b> Do you think you will be using cocaine five years from now?																	
1. I definitely will	0.3	0.5	-	-	0.8	0.2	0.1	0.5	0.1	-	2.1	0.1	-	1.1	0.3	2.7	
2. I probably will	0.8	1.5	0.1	0.5	0.4	0.2	1.6	0.8	0.4	0.5	2.6	-	0.8	0.6	3.2	6.2	
3. I probably will not	6.0	7.0	4.9	6.3	0.8	8.1	4.2	5.7	7.0	5.3	8.2	2.5	6.1	10.7	13.3	45.6	
4. I definitely will not	92.9	91.0	95.0	93.2	97.9	91.4	94.0	93.0	92.4	94.2	87.0	97.4	93.1	87.6	83.1	45.5	
<i>Item 4600 Subject A04a</i>	<i>N</i>	<i>2256</i>	<i>1082</i>	<i>1110</i>	<i>1317</i>	<i>279</i>	<i>376</i>	<i>554</i>	<i>791</i>	<i>534</i>	<i>1821</i>	<i>287</i>	<i>1106</i>	<i>587</i>	<i>192</i>	<i>291</i>	<i>28</i>
The next questions are about HEROIN.																	
<b>B087:</b> On how many occasions (if any) have you taken heroin . . .																	
<b>B087A:</b> . . . in your lifetime?																	
1. 0 occasions	98.7	98.5	99.4	98.8	99.4	98.9	98.8	99.1	98.1	99.2	97.2	100.0	100.0	100.0	100.0	-	
2. 1-2	0.8	1.0	0.4	0.9	-	-	0.8	0.9	1.4	0.5	2.0	-	-	-	-	67.3	
3. 3-5	*	*	-	*	-	-	0.1	-	0.1	-	0.2	-	-	-	-	2.7	
4. 6-9	*	0.1	-	-	-	0.2	-	-	-	*	-	-	-	-	-	2.0	
5. 10-19	*	0.1	-	-	-	-	-	-	0.1	-	0.3	-	-	-	-	2.7	
6. 20-39	*	0.1	-	*	-	-	0.1	-	0.1	*	0.2	-	-	-	-	2.7	
7. 40 or more	0.3	0.3	0.2	0.3	0.6	1.0	0.2	-	0.3	0.3	0.3	-	-	-	-	22.7	
<i>Item 1100 Subject A01a</i>	<i>N</i>	<i>2230</i>	<i>1063</i>	<i>1103</i>	<i>1311</i>	<i>268</i>	<i>377</i>	<i>546</i>	<i>779</i>	<i>529</i>	<i>1804</i>	<i>286</i>	<i>1105</i>	<i>583</i>	<i>194</i>	<i>282</i>	<i>28</i>
<b>B087B:</b> . . . during the last 12 months?																	
1. 0 occasions	99.4	99.2	99.8	99.4	99.7	99.5	99.5	99.4	99.2	99.7	98.4	100.0	100.0	100.0	100.0	45.8	
2. 1-2	0.4	0.4	*	0.4	-	-	0.3	0.6	0.4	0.2	0.8	-	-	-	-	33.3	
3. 3-5	*	*	-	*	-	-	0.1	-	0.1	-	0.2	-	-	-	-	3.0	
4. 6-9	0.1	0.1	-	*	-	-	0.1	-	0.1	*	0.2	-	-	-	-	4.8	
5. 10-19	0.1	0.1	0.1	-	0.3	0.2	-	-	0.1	-	0.5	-	-	-	-	6.1	
6. 20-39	*	-	0.1	0.1	-	-	0.1	-	-	*	-	-	-	-	-	2.7	
7. 40 or more	*	0.1	-	0.1	-	0.3	-	-	-	0.1	-	-	-	-	-	4.3	
<i>Item 1110 Subject A01b</i>	<i>N</i>	<i>2227</i>	<i>1061</i>	<i>1103</i>	<i>1309</i>	<i>268</i>	<i>375</i>	<i>546</i>	<i>779</i>	<i>528</i>	<i>1802</i>	<i>286</i>	<i>1105</i>	<i>583</i>	<i>194</i>	<i>282</i>	<i>25</i>
<b>B087C:</b> . . . during the last 30 days?																	
1. 0 occasions	99.8	99.7	99.9	99.9	99.4	99.3	99.9	100.0	99.7	99.9	99.3	100.0	100.0	100.0	100.0	80.6	
2. 1-2	0.1	0.1	-	*	-	-	0.1	-	0.2	*	0.2	-	-	-	-	5.8	
3. 3-5	*	-	0.1	-	0.3	0.2	-	-	-	-	0.3	-	-	-	-	3.0	
4. 6-9	-	-	-	-	-	-	-	-	-	-	-	-	-	-	-	-	
5. 10-19	*	0.1	-	-	-	-	-	-	0.1	-	0.3	-	-	-	-	3.0	
6. 20-39	-	-	-	-	-	-	-	-	-	-	-	-	-	-	-	-	
7. 40 or more	0.1	0.1	0.1	0.1	0.3	0.5	-	-	-	0.1	-	-	-	-	-	7.5	
<i>Item 1120 Subject A01c</i>	<i>N</i>	<i>2228</i>	<i>1060</i>	<i>1103</i>	<i>1309</i>	<i>268</i>	<i>375</i>	<i>545</i>	<i>779</i>	<i>528</i>	<i>1803</i>	<i>286</i>	<i>1105</i>	<i>583</i>	<i>194</i>	<i>282</i>	<i>25</i>
The next questions are about NARCOTICS OTHER THAN HEROIN, which are sometimes prescribed by doctors. Drugstores are not supposed to sell them without a prescription. These include: Methadone, Codeine, OxyContin, Percodan, Opium, Demerol, Percocet, Ultram, Morphine, and Vicodin.																	
<b>B088:</b> Have you ever taken any narcotics other than heroin because a doctor told you to use them?																	
1. No	82.6	84.0	81.4	78.2	92.0	82.9	80.4	86.3	79.1	81.8	85.2	91.0	88.1	68.4	49.1	63.1	
2. Yes, but I had already tried them on my own	3.9	3.4	3.7	4.3	0.8	3.7	3.2	2.0	7.4	3.4	5.5	-	0.3	3.8	24.2	26.5	
3. Yes, and it was the first time I took any	13.6	12.6	14.9	17.5	7.2	13.4	16.4	11.7	13.5	14.8	9.3	9.0	11.6	27.7	26.7	10.3	
<i>Item 5020 Subject A01j</i>	<i>N</i>	<i>2233</i>	<i>1065</i>	<i>1106</i>	<i>1313</i>	<i>270</i>	<i>377</i>	<i>545</i>	<i>779</i>	<i>533</i>	<i>1803</i>	<i>285</i>	<i>1098</i>	<i>580</i>	<i>193</i>	<i>289</i>	<i>27</i>
<b>B089:</b> On how many occasions (if any) have you taken narcotics other than heroin on your own—that is, without a doctor telling you to take them . . .																	

\*=less than .05 percent.



QUESTIONNAIRE FORM 1 2011	TOTAL	SEX		RACE		REGION				COLLEGE PLANS?		ILLCIT DRUG USE: LIFETIME				
		M	F	White	Black	NE	NC	S	W	Yes	No	None	Mari- juana Only	Few Pills	More Pills	Any Her- oin
<i>N (Weighted No. of Cases):</i>	2476	1122	1139	1345	300	432	579	898	567	1875	304	1144	637	205	320	28
<i>% of Weighted Total:</i>	100.0	45.3	46.0	54.3	12.1	17.4	23.4	36.3	22.9	75.7	12.3	46.2	25.7	8.3	12.9	1.1
<b>B089A: . . . in your lifetime?</b>																
1. 0 occasions	88.3	88.3	88.9	86.6	97.0	90.6	87.5	90.3	84.6	88.8	88.3	100.0	100.0	64.2	39.3	31.0
2. 1-2	4.4	5.1	3.8	4.8	2.6	4.3	3.9	4.2	5.3	4.5	3.5	-	-	35.8	7.8	24.9
3. 3-5	2.4	2.1	2.6	2.9	-	1.2	2.5	2.3	3.2	2.1	3.9	-	-	-	17.8	7.5
4. 6-9	1.4	1.2	1.1	1.8	0.2	0.9	1.8	1.0	1.8	1.1	2.0	-	-	-	10.6	1.2
5. 10-19	1.9	1.2	2.5	1.6	-	1.3	2.4	1.4	2.4	1.9	1.1	-	-	-	14.3	5.1
6. 20-39	0.5	0.5	0.6	0.9	-	0.7	0.5	0.4	0.5	0.6	-	-	-	-	3.8	2.1
7. 40 or more	1.1	1.5	0.6	1.4	0.3	0.9	1.3	0.4	2.2	1.0	1.2	-	-	-	6.6	28.3
<i>Item 1130 Subject A01a</i>	<i>N</i> 2228	1064	1107	1315	267	378	549	769	532	1810	280	1105	582	194	287	23
<b>B089B: . . . during the last 12 months?</b>																
1. 0 occasions	92.5	93.0	92.6	91.4	98.2	94.6	91.5	94.1	89.9	92.8	92.9	100.0	100.0	84.1	56.0	56.5
2. 1-2	3.3	3.5	2.9	3.6	1.4	2.4	3.7	3.3	3.6	3.0	4.3	-	-	15.9	14.0	10.1
3. 3-5	1.7	1.2	1.9	2.1	-	1.3	1.3	1.7	2.5	1.7	1.4	-	-	-	12.4	13.7
4. 6-9	0.7	0.2	1.3	0.5	0.2	0.4	0.3	0.3	1.9	0.7	0.4	-	-	-	5.4	1.2
5. 10-19	0.7	0.5	0.9	0.8	-	0.4	1.7	0.3	0.4	0.8	0.2	-	-	-	5.3	2.1
6. 20-39	0.3	0.5	0.2	0.5	-	0.2	0.7	0.2	0.2	0.4	-	-	-	-	1.8	8.5
7. 40 or more	0.7	1.1	0.3	1.1	0.3	0.7	0.9	0.2	1.5	0.6	0.8	-	-	-	5.2	7.9
<i>Item 1140 Subject A01b</i>	<i>N</i> 2226	1062	1107	1312	267	378	546	769	532	1808	280	1105	582	194	284	23
<b>B089C: . . . during the last 30 days?</b>																
1. 0 occasions	97.0	97.1	97.0	96.5	99.2	97.7	96.3	98.6	94.9	96.8	98.3	100.0	100.0	97.2	79.1	91.4
2. 1-2	1.5	1.4	1.4	1.5	0.5	0.7	1.9	1.0	2.2	1.6	0.7	-	-	2.8	9.1	5.3
3. 3-5	1.0	0.9	1.1	1.2	-	0.9	0.9	0.2	2.1	1.2	-	-	-	-	7.6	-
4. 6-9	0.3	0.2	0.4	0.4	0.3	0.2	0.5	-	0.5	0.2	0.8	-	-	-	1.9	3.3
5. 10-19	0.1	0.1	0.1	0.1	-	0.2	-	0.1	0.1	0.1	0.2	-	-	-	0.7	-
6. 20-39	0.1	0.1	0.1	0.2	-	-	0.2	-	0.3	0.1	-	-	-	-	0.8	-
7. 40 or more	0.1	0.1	-	0.1	-	0.2	0.1	0.1	-	*	-	-	-	-	0.7	-
<i>Item 1150 Subject A01c</i>	<i>N</i> 2224	1060	1107	1310	267	378	546	769	531	1808	279	1105	582	192	284	23
IF YOU HAVE NOT TAKEN NARCOTICS OTHER THAN HEROIN IN THE LAST TWELVE MONTHS, GO TO Q.B099.																
THE FOLLOWING QUESTIONS REFER ONLY TO TAKING NARCOTICS OTHER THAN HEROIN WITHOUT A DOCTOR'S ORDERS. IF YOU HAVE NOT DONE THIS IN THE LAST TWELVE MONTHS, GO TO Q.B099.																
<b>B090: When you used narcotics other than heroin during the last year, how often did you use them in each of the following situations?</b>																
<b>B090A: When you were alone</b>																
1. Not at all	37.8	39.8	35.6	44.2	65.0	43.2	44.2	31.6	35.7	38.4	34.1	-	-	55.6	34.1	41.2
2. A few of the times	26.7	25.3	28.6	28.1	-	23.8	16.3	28.9	34.3	28.7	24.2	-	-	12.0	30.8	13.8
3. Some of the times	11.4	7.7	15.9	5.8	-	5.8	9.7	12.7	13.8	10.0	8.5	-	-	2.4	12.6	17.9
4. Most of the times	9.3	8.2	10.3	7.1	35.0	13.5	18.6	9.9	-	8.0	19.7	-	-	-	10.7	14.2
5. Every time	14.7	19.1	9.6	14.8	-	13.8	11.1	16.9	16.1	14.9	13.5	-	-	30.0	11.8	12.8
<i>Item 5030 Subject A05a</i>	<i>N†</i> 149	64	76	101	3	18	40	39	51	116	19	-	-	23	116	10
<b>B090B: With just 1 or 2 other people</b>																
1. Not at all	23.8	24.4	24.5	25.1	44.6	16.6	16.4	38.9	20.2	26.9	17.1	-	-	42.7	21.3	12.8
2. A few of the times	30.1	28.6	33.1	32.0	-	44.9	32.9	24.6	26.6	31.0	31.8	-	-	40.4	29.5	14.2
3. Some of the times	21.5	25.5	20.7	19.1	21.9	21.2	22.8	16.6	24.6	21.2	30.2	-	-	2.5	23.9	34.2
4. Most of the times	14.0	9.0	14.0	11.4	-	17.4	13.8	14.3	12.6	10.3	8.9	-	-	-	17.4	4.6
5. Every time	10.6	12.6	7.7	12.4	33.4	-	14.1	5.7	15.9	10.7	12.0	-	-	14.4	7.9	34.2
<i>Item 5040 Subject A05b</i>	<i>N†</i> 148	64	75	99	3	18	40	41	49	117	18	-	-	22	116	10
<b>B090C: At a party</b>																
1. Not at all	59.8	67.3	54.9	56.2	78.1	54.6	52.6	68.5	60.5	64.2	39.9	-	-	100.0	52.4	58.1
2. A few of the times	12.1	6.5	16.9	15.4	21.9	21.2	19.2	10.5	4.1	10.1	26.3	-	-	-	14.0	15.7
3. Some of the times	10.9	10.2	10.5	12.4	-	16.1	13.9	6.5	10.1	9.1	26.0	-	-	-	13.1	9.8
4. Most of the times	10.8	9.3	12.2	10.6	-	8.1	7.4	8.7	16.2	10.5	-	-	-	-	13.7	-
5. Every time	6.5	6.7	5.6	5.4	-	-	6.9	5.8	9.1	6.1	7.8	-	-	-	6.8	16.4
<i>Item 5050 Subject A05c</i>	<i>N†</i> 147	63	75	98	3	18	40	39	49	115	18	-	-	22	115	10

\*=less than .05 percent. †=excludes respondents for whom question was inappropriate.



# DESCRIPTIVE RESULTS: 2011

89

QUESTIONNAIRE FORM 1 2011	TOTAL	SEX		RACE		REGION				COLLEGE PLANS?		ILLCIT DRUG USE: LIFETIME				
		M	F	White	Black	NE	NC	S	W	Yes	No	None	Mari- juana Only	Few Pills	More Pills	Any Her- oin
<i>N (Weighted No. of Cases):</i>	2476	1122	1139	1345	300	432	579	898	567	1875	304	1144	637	205	320	28
<i>% of Weighted Total:</i>	100.0	45.3	46.0	54.3	12.1	17.4	23.4	36.3	22.9	75.7	12.3	46.2	25.7	8.3	12.9	1.1
<b>B090D:</b> When your date or spouse was present																
1. Not at all	66.7	74.6	58.7	62.5	65.0	58.7	62.0	69.8	71.1	68.7	54.5	-	-	94.6	61.0	72.6
2. A few of the times	15.8	11.1	20.2	18.8	13.0	11.7	19.0	15.4	15.1	17.2	12.9	-	-	5.4	18.8	4.6
3. Some of the times	8.2	5.8	11.1	8.7	-	7.6	9.4	5.5	9.5	7.3	7.9	-	-	-	9.7	8.2
4. Most of the times	6.0	7.6	4.2	7.2	-	9.4	8.2	6.1	2.8	4.6	11.4	-	-	-	7.0	7.0
5. Every time	3.3	0.9	5.8	2.9	21.9	12.6	1.4	3.2	1.5	2.2	13.2	-	-	-	3.6	7.6
<i>Item 5060 Subject A05b</i> <i>N†</i>	147	63	75	98	3	18	40	39	49	115	18	-	-	22	115	10
<b>B090E:</b> When people over age 30 were present																
1. Not at all	70.8	71.2	69.3	71.3	33.4	56.5	66.3	79.5	72.4	71.2	61.0	-	-	64.5	72.6	62.9
2. A few of the times	17.3	16.0	19.1	15.0	53.5	13.6	13.5	14.5	24.3	18.2	16.3	-	-	26.5	15.0	23.9
3. Some of the times	5.3	4.9	6.3	4.6	13.0	13.5	7.1	2.9	2.7	2.9	22.7	-	-	-	5.6	13.2
4. Most of the times	2.9	4.1	1.1	3.5	-	8.8	6.5	-	-	2.9	-	-	-	-	3.6	-
5. Every time	3.8	3.8	4.2	5.6	-	7.6	6.6	3.0	0.6	4.8	-	-	-	9.0	3.1	-
<i>Item 5070 Subject A05b</i> <i>N†</i>	148	63	75	99	3	18	40	41	48	117	17	-	-	22	116	10
<b>B090F:</b> During the daytime (before 4:00 p.m.)																
1. Not at all	44.4	47.3	43.5	44.9	65.0	26.0	55.8	56.0	32.2	44.8	57.8	-	-	77.9	40.7	14.2
2. A few of the times	19.6	12.1	26.6	22.8	-	23.0	14.6	20.8	21.3	19.1	16.3	-	-	19.1	20.7	6.8
3. Some of the times	14.6	14.2	15.1	10.2	35.0	20.6	16.6	5.8	17.9	14.3	15.3	-	-	-	15.2	39.1
4. Most of the times	16.2	17.7	11.9	15.1	-	21.8	9.7	17.3	18.6	15.2	10.6	-	-	-	19.3	16.0
5. Every time	5.2	8.8	2.8	7.0	-	8.6	3.4	-	9.9	6.6	-	-	-	3.1	4.1	24.0
<i>Item 5080 Subject A05c</i> <i>N†</i>	147	63	75	99	3	18	40	41	48	117	17	-	-	22	116	10
<b>B090G:</b> At your home (or apartment or dorm)																
1. Not at all	36.2	37.4	37.0	36.6	33.4	19.9	41.1	38.2	36.8	37.7	36.2	-	-	68.1	31.6	16.0
2. A few of the times	18.5	19.1	18.6	17.9	53.5	31.3	14.6	29.7	7.6	17.1	20.6	-	-	16.5	19.0	17.1
3. Some of the times	12.7	7.0	16.8	10.4	13.0	16.5	20.9	2.7	13.0	11.7	13.5	-	-	-	13.7	31.0
4. Most of the times	15.1	14.1	14.0	12.0	-	18.0	12.1	18.2	13.8	15.9	2.5	-	-	-	18.7	7.2
5. Every time	17.5	22.4	13.6	23.0	-	14.3	11.4	11.2	28.9	17.6	27.2	-	-	15.4	17.0	28.7
<i>Item 5090 Subject A05c</i> <i>N†</i>	148	65	75	100	3	18	40	41	49	117	18	-	-	23	116	10
<b>B090H:</b> At school																
1. Not at all	65.3	65.6	67.3	68.2	65.0	40.6	57.8	80.5	68.4	67.3	73.8	-	-	98.7	60.3	50.1
2. A few of the times	16.6	17.1	14.5	15.4	-	26.0	24.7	8.3	13.1	16.5	8.1	-	-	1.3	19.6	15.6
3. Some of the times	12.7	10.6	14.4	11.6	13.0	7.6	14.5	11.3	14.2	10.6	13.6	-	-	-	13.9	26.5
4. Most of the times	3.2	4.9	1.0	3.1	21.9	17.2	1.2	-	2.1	2.6	4.5	-	-	-	3.4	7.8
5. Every time	2.3	1.9	2.8	1.7	-	8.6	1.7	-	2.2	2.9	-	-	-	-	2.9	-
<i>Item 5100 Subject A05c</i> <i>N†</i>	146	63	75	98	3	18	40	40	48	116	17	-	-	22	115	10
<b>B090I:</b> In a car																
1. Not at all	74.2	85.6	65.4	73.1	100.0	78.6	64.6	88.7	68.5	74.9	76.5	-	-	100.0	68.8	80.0
2. A few of the times	8.7	3.2	14.3	9.3	-	16.8	11.5	1.5	9.4	8.6	16.4	-	-	-	10.1	11.6
3. Some of the times	14.4	9.6	18.5	14.4	-	-	23.9	9.7	15.7	14.4	2.7	-	-	-	17.6	8.4
4. Most of the times	2.2	1.6	1.8	2.4	-	4.6	-	-	4.9	2.0	-	-	-	-	2.8	-
5. Every time	0.5	-	-	0.8	-	-	-	-	1.6	-	4.5	-	-	-	0.7	-
<i>Item 5120 Subject A05c</i> <i>N†</i>	146	62	75	97	3	18	40	40	48	115	17	-	-	22	114	10
<b>B091:</b> Where did you get the prescription-type narcotics other than heroin you used without a doctor's orders during the last year? (Mark all that apply.)																
A. Bought on the Internet	2.0	-	4.0	-	21.9	4.3	-	5.7	-	-	4.5	-	-	-	1.9	7.8
B. Took from a friend without asking	4.4	1.9	5.6	4.5	-	17.7	2.3	-	4.7	3.8	2.8	-	-	-	5.2	4.8
C. Took from a relative without asking	16.5	16.7	16.5	16.1	-	20.9	22.8	7.3	16.9	15.1	9.2	-	-	3.2	19.5	10.8
D. Given for free by a friend	55.5	49.5	61.5	55.9	55.4	60.0	49.7	56.6	58.0	54.6	59.3	-	-	35.9	56.8	82.3
E. Given for free by a relative	19.2	8.8	26.8	15.9	-	23.7	21.9	17.3	16.7	19.0	24.5	-	-	6.1	23.3	-
F. Bought from a friend	32.0	34.4	29.6	36.8	-	45.0	29.4	22.7	36.8	27.5	53.7	-	-	-	37.5	37.3
G. Bought from a relative	8.0	7.7	9.1	7.6	31.6	8.9	10.9	4.5	8.0	7.7	12.0	-	-	5.3	8.8	4.8
H. From a prescription I had	39.7	35.4	42.1	41.1	35.0	29.0	36.3	59.9	30.3	42.2	27.5	-	-	40.3	41.0	23.4
I. Bought from a drug dealer/stranger	9.8	7.4	10.7	9.6	21.9	23.0	7.1	10.6	6.3	6.0	16.5	-	-	2.7	8.8	35.4
J. Other method	9.2	6.3	12.6	3.6	35.0	8.9	2.8	3.2	19.7	10.0	7.2	-	-	12.6	8.7	7.8
<i>Item 31910-31970 Subject A01n</i> <i>N†</i>	142	62	73	96	3	18	40	38	47	113	17	-	-	21	112	10

†=excludes respondents for whom question was inappropriate.



QUESTIONNAIRE FORM 1 2011	TOTAL	SEX		RACE		REGION				COLLEGE PLANS?		ILLCIT DRUG USE: LIFETIME				
		M	F	White	Black	NE	NC	S	W	Yes	No	None	Mari- juana Only	Few Pills	More Pills	Any Her- oin
<i>N (Weighted No. of Cases):</i>	2476	1122	1139	1345	300	432	579	898	567	1875	304	1144	637	205	320	28
<i>% of Weighted Total:</i>	100.0	45.3	46.0	54.3	12.1	17.4	23.4	36.3	22.9	75.7	12.3	46.2	25.7	8.3	12.9	1.1
<b>B092:</b> If you took a narcotic drug without a doctor's orders—one for which you had a prescription in your name—from whom did you get this prescription? (Mark all that apply.)																
A. A dentist	19.2	10.9	22.1	16.4	13.0	37.8	13.1	23.2	14.7	14.6	38.4	-	-	3.1	23.0	13.3
B. An emergency room doctor	19.3	25.7	11.6	19.1	-	18.1	11.2	12.5	32.2	18.1	25.9	-	-	12.2	18.4	44.4
C. Another doctor	25.8	25.1	26.3	31.8	-	15.3	33.6	34.7	15.5	26.9	17.3	-	-	38.0	24.1	17.6
D. I didn't use any narcotics from a prescription of mine without a doctor's orders	49.4	49.5	52.9	45.0	87.0	45.7	54.8	44.5	50.1	50.9	44.8	-	-	49.8	50.9	33.1
<i>Item 32460-32490 Subject A01n</i> <i>N†</i>	138	58	73	92	3	16	39	37	46	109	17	-	-	22	106	10
<b>B093:</b> What have been the most important reasons for your using narcotics other than heroin without a doctor's orders? (Mark all that apply.)																
A. To experiment—to see what it's like	41.3	50.5	32.1	38.2	63.7	28.0	56.5	34.7	38.4	39.6	43.1	-	-	38.4	41.6	32.7
B. To relax or relieve tension	63.1	59.5	63.1	63.0	-	67.7	63.8	64.6	59.7	62.2	60.4	-	-	64.1	63.4	50.2
C. To feel good or get high	48.4	49.6	47.0	51.7	-	72.9	53.2	45.4	38.4	46.8	55.4	-	-	20.5	52.3	55.1
D. To seek deeper insights and understanding	4.7	4.3	3.0	5.1	-	8.7	8.3	5.3	-	4.6	8.5	-	-	-	4.4	-
E. To have a good time with my friends	33.3	37.2	27.8	32.1	25.2	38.3	44.6	24.2	29.3	31.6	43.9	-	-	10.3	36.4	35.9
F. To fit in with a group I like	5.4	4.3	2.9	5.0	-	6.2	8.3	5.3	2.8	5.9	-	-	-	-	5.3	-
G. To get away from my problems or troubles	23.3	20.6	24.0	26.0	-	5.7	25.5	31.6	21.3	26.6	13.1	-	-	15.8	23.0	27.3
H. Because of boredom, nothing else to do	22.0	25.1	17.7	23.6	-	6.2	31.3	18.5	22.3	24.8	8.2	-	-	10.3	24.2	7.2
I. Because of anger or frustration	11.2	8.7	11.9	10.6	25.2	23.4	14.8	10.5	4.5	10.2	21.4	-	-	-	11.0	19.4
J. To get through the day	12.9	7.3	16.6	10.8	-	4.2	8.8	20.2	13.8	15.6	-	-	-	-	15.1	-
K. To increase the effects of some other drug(s)	9.0	4.6	11.3	10.7	-	-	10.0	18.0	4.6	11.3	-	-	-	-	10.0	-
L. To decrease (offset) the effects of some other drug(s)	2.9	-	3.0	1.5	25.2	4.8	-	5.3	2.8	2.9	4.6	-	-	-	1.3	7.8
M. To get to sleep	25.7	18.9	27.6	26.1	25.2	31.9	25.8	25.8	23.4	25.0	29.2	-	-	15.8	23.9	50.6
N. As a substitute for heroin	1.7	0.8	-	0.5	-	-	1.2	5.3	-	1.7	2.8	-	-	-	-	4.8
O. To relieve physical pain	53.3	52.8	50.9	53.3	36.3	61.8	50.8	57.0	49.7	55.2	38.6	-	-	39.5	54.2	64.4
P. To control coughing	7.6	6.4	4.0	5.5	25.2	13.7	2.6	14.6	4.3	6.6	4.6	-	-	7.7	5.8	7.8
Q. Because I am "hooked"—I have to have them	3.8	2.2	2.9	3.7	-	-	3.6	7.0	2.8	4.2	-	-	-	-	3.2	-
<i>Item 5230-5370 Subject A06a</i> <i>N†</i>	139	61	70	92	3	16	39	36	48	112	17	-	-	21	107	10
<b>B094:</b> When you take narcotics other than heroin, how high do you usually get?																
1. Not at all high	7.6	7.0	8.9	7.1	42.6	-	2.1	18.4	6.5	9.5	-	-	-	18.5	5.5	-
2. A little high	25.6	17.2	28.2	24.1	-	21.7	19.9	31.5	27.1	23.8	37.2	-	-	39.3	25.2	-
3. Moderately high	38.2	41.6	37.7	37.7	18.4	42.0	45.7	20.2	44.6	38.8	40.2	-	-	2.9	45.2	46.0
4. Very high	17.7	20.8	15.5	21.0	10.9	17.0	22.7	17.8	13.7	17.4	10.9	-	-	8.5	16.4	54.0
5. I don't take them to get high	10.9	13.4	9.7	10.2	28.1	19.3	9.6	12.1	8.1	10.5	11.8	-	-	30.8	7.7	-
<i>Item 5380 Subject A01e</i> <i>N†</i>	141	62	73	94	4	17	39	37	48	113	17	-	-	23	107	10
<b>B095:</b> When you take narcotics other than heroin, how long do you usually stay high?																
1. Usually don't get high	16.1	14.1	16.5	14.3	33.4	10.9	9.9	27.1	14.4	15.4	11.0	-	-	40.3	12.5	-
2. One to two hours	27.8	26.9	29.7	32.0	31.6	29.2	30.0	21.9	30.1	29.3	22.3	-	-	22.6	31.4	-
3. Three to six hours	49.3	48.5	50.6	46.8	35.0	47.0	55.8	49.4	44.9	47.8	66.7	-	-	34.7	51.8	55.1
4. Seven to 24 hours	6.8	10.5	3.2	6.9	-	13.0	4.3	1.6	10.6	7.4	-	-	-	2.4	4.3	44.9
5. More than 24 hours	-	-	-	-	-	-	-	-	-	-	-	-	-	-	-	-
<i>Item 5390 Subject A01f</i> <i>N†</i>	143	62	75	96	3	17	39	38	49	114	18	-	-	23	110	10

†=excludes respondents for whom question was inappropriate.



# DESCRIPTIVE RESULTS: 2011

91

QUESTIONNAIRE FORM 1 2011	TOTAL	SEX		RACE		REGION				COLLEGE PLANS?		ILLICIT DRUG USE: LIFETIME				
		M	F	White	Black	NE	NC	S	W	Yes	No	None	Mari- juana Only	Few Pills	More Pills	Any Her- oin
<i>N (Weighted No. of Cases):</i>	2476	1122	1139	1345	300	432	579	898	567	1875	304	1144	637	205	320	28
<i>% of Weighted Total:</i>	100.0	45.3	46.0	54.3	12.1	17.4	23.4	36.3	22.9	75.7	12.3	46.2	25.7	8.3	12.9	1.1
<b>B096:</b> What narcotics other than heroin have you taken during the last year without a doctor's orders? (Mark all that apply.)																
A. Methadone	10.6	5.2	15.6	10.6	21.9	4.5	12.3	2.3	17.6	11.1	12.8	-	-	9.2	9.5	25.8
B. Opium	5.9	6.6	5.7	6.2	21.9	12.5	9.1	3.3	2.8	4.4	12.9	-	-	3.1	3.6	37.1
C. Morphine	21.4	22.5	20.2	20.2	21.9	25.7	15.8	23.6	22.8	19.3	28.7	-	-	11.2	21.8	38.7
D. Codeine	53.0	51.8	55.1	51.8	55.4	64.9	42.9	48.4	60.4	50.7	58.3	-	-	12.4	59.3	69.2
E. Demerol	11.4	7.6	15.2	9.8	21.9	4.5	3.5	12.8	19.2	10.9	4.6	-	-	-	13.3	15.0
F. Vicodin	68.0	65.2	68.3	64.6	53.5	80.9	79.8	48.9	68.4	65.4	76.1	-	-	44.1	69.7	100.0
G. OxyContin	50.0	46.3	52.2	46.9	53.5	44.9	42.3	53.2	55.6	48.3	56.1	-	-	31.2	51.9	68.7
H. Percocet	39.2	36.1	38.0	41.2	35.0	41.5	44.6	35.7	36.8	31.9	72.5	-	-	17.2	44.4	29.2
I. Percodan	4.8	4.3	5.4	3.9	21.9	4.5	-	7.2	6.8	4.6	4.6	-	-	-	5.4	7.8
J. Ultram	4.3	6.5	2.9	5.5	21.9	4.5	8.6	1.7	2.8	4.1	4.6	-	-	-	4.8	7.8
K. Other	21.6	18.1	25.8	19.7	35.0	19.2	11.2	15.8	35.3	23.5	10.2	-	-	-	23.8	43.4
L. Don't know the names of some I have used	4.8	2.3	7.1	4.4	21.9	10.0	3.0	5.1	4.1	3.0	16.8	-	-	3.6	4.7	7.8
<i>Item 5400-5445, 5455, 5465, 5475, 5480-5490, 31980 Subject A01i</i>	140	61	75	95	3	17	39	36	48	114	17	-	-	21	109	10
<b>B097:</b> Have you ever tried to stop using narcotics other than heroin and found that you couldn't stop?																
1. Yes	4.6	4.9	3.9	5.3	-	2.6	7.1	3.4	4.3	4.3	-	-	-	-	3.6	27.3
2. No	95.4	95.1	96.1	94.7	100.0	97.4	92.9	96.6	95.7	95.7	100.0	-	-	100.0	96.4	72.7
<i>Item 5500 Subject A01i</i>	144	62	75	97	3	17	39	39	49	115	18	-	-	23	111	10
<b>B098:</b> What methods have you used for taking any of these narcotics other than heroin? (Mark all that apply.)																
A. Sniffing or "snorting"	39.2	34.0	43.5	43.4	21.9	72.4	37.5	20.6	45.2	38.3	36.2	-	-	-	45.8	57.6
B. Smoking	14.6	16.7	12.1	16.0	21.9	25.0	9.8	2.2	24.9	11.7	29.1	-	-	-	14.6	47.9
C. Injection	4.2	6.7	2.6	2.5	35.0	8.1	2.9	-	7.4	2.7	14.1	-	-	16.0	0.8	14.6
D. By mouth	95.5	94.0	96.3	97.3	100.0	100.0	100.0	96.3	90.0	95.5	92.8	-	-	84.0	97.5	100.0
E. Other	3.0	1.1	4.8	2.1	21.9	5.2	1.7	3.7	2.8	3.0	4.3	-	-	-	3.2	7.8
<i>Item 5510-5550 Subject A05d</i>	141	61	74	95	3	15	39	38	49	113	18	-	-	23	109	10
<b>B099:</b> Do you think you will be using any narcotics other than heroin without a doctor's orders five years from now?																
1. I definitely will	0.5	0.7	0.3	0.3	1.4	0.5	0.6	0.6	0.3	0.3	2.0	0.2	0.1	1.1	1.7	-
2. I probably will	1.6	1.8	1.3	1.8	0.5	1.2	2.0	1.3	2.2	1.5	1.5	0.1	1.0	0.6	8.8	16.1
3. I probably will not	10.8	11.4	10.4	11.6	5.3	12.5	10.4	9.5	11.8	10.5	13.9	5.3	8.8	18.9	30.7	32.5
4. I definitely will not	87.1	86.2	88.0	86.3	92.8	85.9	87.1	88.6	85.8	87.8	82.5	94.4	90.2	79.3	58.8	51.4
<i>Item 5560 Subject A04a</i>	2244	1080	1109	1318	278	377	551	782	534	1823	289	1107	586	189	286	25
<b>B100:</b> Have you ever attended a treatment program for alcohol or drug abuse where you stayed overnight?																
1. No, never	99.2	99.2	99.3	99.8	98.6	99.8	99.3	99.2	98.8	99.6	97.5	100.0	99.4	98.9	96.5	92.8
2. Yes, but not in the past 12 months	0.5	0.6	0.5	0.1	0.7	0.2	0.3	0.5	1.0	0.3	1.5	-	0.2	1.1	2.4	7.2
3. Yes, sometime in the past 12 months	0.2	0.2	0.1	0.1	0.7	-	0.4	0.2	0.2	0.1	1.0	-	0.3	-	1.1	-
<i>Item 22360 Subject A08a, T04</i>	2254	1083	1115	1323	277	384	552	782	536	1823	290	1104	593	196	288	25
<b>B101:</b> Have you ever received any other kind of professional counseling, treatment, or therapy because of your use of alcohol or drugs?																
1. No, never	96.8	96.7	97.0	96.4	98.5	97.9	97.1	97.5	94.8	97.6	93.0	99.7	96.9	94.9	87.8	78.3
2. Yes, but not in the past 12 months	1.6	1.6	1.5	2.0	0.3	0.9	1.4	1.6	2.4	1.1	4.3	0.1	1.4	3.4	6.3	9.3
3. Yes, sometime in the past 12 months	1.6	1.7	1.5	1.7	1.2	1.3	1.5	1.0	2.8	1.3	2.6	0.2	1.7	1.7	6.0	12.4
<i>Item 22370 Subject A08a, T04</i>	2250	1078	1117	1324	273	385	550	778	537	1822	288	1103	591	196	286	25
<b>B102:</b> When (if ever) did you FIRST do each of the following things? Don't count anything you took because a doctor told you to.																

†=excludes respondents for whom question was inappropriate.



QUESTIONNAIRE FORM 1 2011	TOTAL	SEX		RACE		REGION				COLLEGE PLANS?		ILLCIT DRUG USE: LIFETIME				
		M	F	White	Black	NE	NC	S	W	Yes	No	None	Mari- juana Only	Few Pills	More Pills	Any Her- oin
<i>N (Weighted No. of Cases):</i>	2476	1122	1139	1345	300	432	579	898	567	1875	304	1144	637	205	320	28
<i>% of Weighted Total:</i>	100.0	45.3	46.0	54.3	12.1	17.4	23.4	36.3	22.9	75.7	12.3	46.2	25.7	8.3	12.9	1.1
<b>B102A: Smoke cigarettes on a daily basis</b>																
8. Never	83.3	80.7	86.0	80.1	94.9	83.7	80.1	84.6	84.4	85.7	71.3	97.8	75.9	72.9	52.0	32.4
1. Grade 6 or below	0.9	1.4	0.3	0.4	1.9	0.2	0.2	1.4	1.5	0.7	2.9	0.1	1.0	3.5	1.3	14.7
2. Grade 7	1.3	1.7	0.9	1.7	-	1.5	1.9	1.0	0.9	1.2	2.4	0.3	1.3	1.6	4.8	6.3
3. Grade 8	1.4	1.2	1.5	1.9	1.0	1.0	1.1	1.2	2.2	0.9	3.5	-	1.9	1.3	4.9	14.7
4. Grade 9 (Freshman)	3.7	4.0	3.5	4.7	0.4	5.8	4.4	2.7	3.1	3.5	6.0	0.4	4.6	5.8	13.4	7.6
5. Grade 10 (Sophomore)	3.8	4.3	3.3	4.6	1.5	2.9	4.8	4.2	2.9	3.3	5.0	0.6	6.5	5.1	9.5	10.8
6. Grade 11 (Junior)	3.2	3.7	2.9	4.1	0.3	3.2	2.6	3.4	3.7	2.7	4.5	0.2	4.8	6.1	9.4	13.5
7. Grade 12 (Senior)	2.3	3.1	1.5	2.5	-	1.7	4.9	1.5	1.4	2.0	4.4	0.6	4.0	3.7	4.6	-
<i>Item 5570 Subject A01g</i>	<i>N</i> 2209	1055	1106	1310	272	369	544	770	526	1811	272	1096	578	187	282	22
<b>B102B: Try an alcoholic beverage—more than just a few sips</b>																
8. Never	25.5	26.4	24.6	24.2	32.4	19.8	23.5	28.5	27.3	27.2	21.0	47.2	3.6	6.9	5.4	2.2
1. Grade 6 or below	6.2	7.3	5.0	5.1	6.6	6.8	6.4	5.0	7.5	5.5	8.9	3.1	6.6	9.2	13.0	31.9
2. Grade 7	6.1	5.8	6.0	5.9	3.9	6.9	5.0	5.3	7.5	6.0	5.3	2.5	6.0	6.0	17.8	19.0
3. Grade 8	9.9	9.9	10.0	10.6	5.8	12.8	9.8	9.1	9.2	9.7	10.9	4.5	14.9	12.5	17.6	13.9
4. Grade 9 (Freshman)	18.2	18.0	18.4	20.1	15.0	19.8	20.1	17.7	15.8	17.0	23.1	9.9	25.0	30.3	24.8	17.4
5. Grade 10 (Sophomore)	13.8	14.5	13.2	14.7	10.5	13.1	13.4	14.7	13.2	13.8	12.9	9.7	21.1	19.7	10.3	10.8
6. Grade 11 (Junior)	12.1	9.7	14.7	11.7	13.4	11.9	13.3	9.9	14.2	12.5	9.6	12.7	16.2	5.5	6.9	4.9
7. Grade 12 (Senior)	8.2	8.3	8.1	7.8	12.3	8.7	8.4	9.8	5.2	8.3	8.2	10.4	6.7	9.9	4.1	-
<i>Item 5580 Subject A01g</i>	<i>N</i> 2104	1007	1049	1272	240	364	521	715	504	1715	264	994	572	188	283	22
<b>B102C: Try marijuana or hashish</b>																
8. Never	56.0	52.6	59.3	55.4	64.0	52.4	56.4	61.8	49.6	58.3	48.9	100.0	-	32.4	17.8	2.2
1. Grade 6 or below	1.1	1.6	0.4	0.5	2.0	0.8	0.9	1.4	1.0	0.8	2.6	-	1.3	1.1	3.2	15.9
2. Grade 7	3.4	5.1	1.7	3.2	2.1	3.7	3.1	2.2	5.4	2.6	7.6	-	4.0	7.5	11.2	26.9
3. Grade 8	4.7	4.8	4.5	5.0	4.2	4.1	3.8	4.8	5.8	4.4	6.2	-	8.7	9.1	11.1	20.2
4. Grade 9 (Freshman)	10.0	10.7	9.5	11.5	4.4	11.0	10.8	6.9	12.9	9.5	12.2	-	17.8	18.6	25.2	26.5
5. Grade 10 (Sophomore)	10.5	11.8	9.5	11.2	6.4	13.6	9.6	9.9	10.0	10.0	8.9	-	23.8	22.4	17.2	3.5
6. Grade 11 (Junior)	8.5	7.5	9.0	7.6	8.2	9.5	9.1	6.9	9.4	8.3	8.5	-	25.7	3.8	10.4	-
7. Grade 12 (Senior)	5.9	5.8	6.1	5.6	8.7	4.8	6.3	6.2	5.9	6.1	5.0	-	18.8	5.1	4.0	4.9
<i>Item 5590 Subject A01g</i>	<i>N</i> 2208	1051	1109	1309	266	376	539	765	528	1806	270	1092	566	193	288	22
<b>B102D: Try LSD</b>																
8. Never	96.4	95.6	97.3	95.5	98.8	93.3	96.5	98.1	96.1	96.8	94.2	100.0	100.0	89.6	82.1	54.0
1. Grade 6 or below	0.3	0.2	0.3	0.1	-	0.2	-	0.2	0.7	0.3	-	-	-	-	1.4	6.3
2. Grade 7	-	-	-	-	-	-	-	-	-	-	-	-	-	-	-	-
3. Grade 8	0.1	0.1	-	-	0.3	0.2	-	0.1	-	-	0.3	-	-	0.2	0.3	-
4. Grade 9 (Freshman)	0.5	0.7	0.3	0.6	0.3	0.4	0.7	0.2	0.9	0.4	1.3	-	-	1.0	2.2	18.5
5. Grade 10 (Sophomore)	0.6	0.9	0.2	0.8	0.4	1.1	0.9	0.2	0.3	0.5	1.1	-	-	2.3	2.1	12.1
6. Grade 11 (Junior)	1.1	0.9	1.3	1.5	-	3.1	0.2	0.6	1.2	1.0	1.9	-	-	2.6	6.4	4.8
7. Grade 12 (Senior)	1.1	1.6	0.6	1.5	0.2	1.7	1.7	0.5	0.9	1.0	1.3	-	-	4.3	5.4	4.3
<i>Item 5600 Subject A01g</i>	<i>N</i> 2234	1069	1116	1318	279	379	541	780	534	1826	279	1101	593	189	279	21
<b>B102E: Try a hallucinogen other than LSD</b>																
8. Never	94.1	92.4	95.9	92.6	99.3	93.1	93.8	96.7	91.1	94.9	90.6	100.0	100.0	81.7	67.9	32.6
1. Grade 6 or below	0.3	0.4	0.1	0.2	-	-	-	0.5	0.5	0.3	0.5	-	-	1.1	0.7	9.9
2. Grade 7	0.1	-	0.3	-	-	-	-	-	0.5	0.2	-	-	-	-	1.1	-
3. Grade 8	0.5	0.8	0.2	0.4	0.3	0.2	0.1	0.5	1.0	0.2	1.7	-	-	2.0	1.9	10.5
4. Grade 9 (Freshman)	0.9	1.6	0.1	1.1	-	0.2	2.4	0.1	0.8	0.7	2.2	-	-	2.3	4.4	17.1
5. Grade 10 (Sophomore)	1.3	1.3	1.4	1.8	0.3	1.2	1.2	0.7	2.5	1.1	2.6	-	-	2.6	7.8	21.8
6. Grade 11 (Junior)	1.5	1.7	1.3	1.9	-	3.6	0.8	0.7	2.0	1.4	1.6	-	-	5.3	8.9	3.6
7. Grade 12 (Senior)	1.3	1.8	0.8	2.0	0.2	1.7	1.6	0.8	1.5	1.3	0.9	-	-	4.9	7.3	4.5
<i>Item 5610 Subject A01g</i>	<i>N</i> 2209	1056	1106	1300	279	375	537	778	519	1803	279	1102	594	188	255	20
<b>B102F: Try amphetamines</b>																
8. Never	92.7	92.6	92.7	90.4	98.4	93.0	92.2	94.1	91.1	93.6	88.6	100.0	100.0	81.9	49.7	44.5
1. Grade 6 or below	0.4	0.1	0.4	0.4	-	-	0.2	0.7	0.4	0.2	0.9	-	-	0.9	1.6	10.5
2. Grade 7	0.2	0.1	0.3	-	-	-	-	-	0.7	0.2	0.2	-	-	-	1.5	-
3. Grade 8	0.6	0.8	0.4	0.5	0.6	0.2	0.3	0.5	1.2	0.5	1.4	-	-	2.4	3.4	4.0
4. Grade 9 (Freshman)	1.2	1.1	1.4	1.8	0.3	2.5	2.0	0.3	1.0	0.9	3.5	-	-	1.8	7.7	28.6
5. Grade 10 (Sophomore)	1.8	1.3	2.4	2.4	0.2	1.1	1.6	1.2	3.4	1.8	2.1	-	-	0.7	16.4	-
6. Grade 11 (Junior)	1.9	2.1	1.8	2.5	0.6	1.9	1.0	2.5	1.9	1.7	2.5	-	-	6.7	12.5	3.8
7. Grade 12 (Senior)	1.3	2.0	0.6	2.0	-	1.3	2.7	0.9	0.4	1.1	0.8	-	-	5.6	7.2	8.6
<i>Item 5620 Subject A01g</i>	<i>N</i> 2162	1038	1074	1260	278	368	529	753	513	1764	278	1099	599	161	233	19



# DESCRIPTIVE RESULTS: 2011

93

QUESTIONNAIRE FORM 1 2011	TOTAL	SEX		RACE		REGION				COLLEGE PLANS?		ILLCIT DRUG USE: LIFETIME				
		M	F	White	Black	NE	NC	S	W	Yes	No	None	Mari- juana Only	Few Pills	More Pills	Any Her- oin
<i>N (Weighted No. of Cases):</i>	2476	1122	1139	1345	300	432	579	898	567	1875	304	1144	637	205	320	28
<i>% of Weighted Total:</i>	100.0	45.3	46.0	54.3	12.1	17.4	23.4	36.3	22.9	75.7	12.3	46.2	25.7	8.3	12.9	1.1
<b>B102G: Try barbiturates</b>																
8. Never	98.6	99.0	98.2	98.3	99.7	99.5	98.7	99.3	96.7	98.6	97.7	100.0	100.0	97.8	91.5	85.3
1. Grade 6 or below	0.1	0.1	0.1	0.1	-	-	0.2	0.2	0.1	0.1	0.4	-	-	-	0.6	3.3
2. Grade 7	0.1	-	0.3	-	-	-	-	-	0.5	0.2	-	-	-	-	1.0	-
3. Grade 8	0.3	0.2	0.4	0.3	0.3	0.2	0.1	0.2	0.5	0.2	0.9	-	-	0.7	1.4	3.3
4. Grade 9 (Freshman)	0.1	-	0.2	0.2	-	-	0.2	-	0.3	0.1	-	-	-	0.7	0.2	2.9
5. Grade 10 (Sophomore)	0.4	0.1	0.8	0.5	-	-	0.2	0.3	1.2	0.4	0.6	-	-	0.4	3.1	-
6. Grade 11 (Junior)	0.1	0.2	0.1	0.2	-	-	0.4	-	0.1	0.1	0.4	-	-	0.3	0.5	5.3
7. Grade 12 (Senior)	0.2	0.4	-	0.4	-	0.3	0.1	-	0.5	0.2	-	-	-	-	1.7	-
<i>Item 5640 Subject A01g</i>	<i>N</i> 2243	1073	1122	1317	281	377	549	779	538	1832	282	1100	597	192	281	23
<b>B102H: Try tranquilizers</b>																
8. Never	94.8	96.5	93.3	93.8	99.0	97.3	96.4	94.7	91.7	95.3	92.4	100.0	100.0	89.8	64.8	71.3
1. Grade 6 or below	0.2	0.1	0.2	0.2	-	-	-	0.3	0.3	0.1	1.0	-	-	-	0.7	7.4
2. Grade 7	0.2	0.3	0.1	0.2	-	-	0.1	0.2	0.5	0.3	-	-	-	1.6	0.8	-
3. Grade 8	0.7	0.5	0.8	0.6	-	-	0.7	0.5	1.4	0.5	1.2	-	-	1.0	4.5	7.3
4. Grade 9 (Freshman)	1.3	0.7	1.9	1.7	0.6	0.5	1.2	1.2	2.2	1.3	1.4	-	-	0.7	10.2	7.2
5. Grade 10 (Sophomore)	1.0	0.7	1.3	1.4	-	0.9	0.5	0.6	2.0	0.8	2.8	-	-	0.7	7.3	6.7
6. Grade 11 (Junior)	0.9	0.4	1.2	0.7	0.4	0.4	0.7	1.1	1.1	0.7	1.0	-	-	4.6	4.3	-
7. Grade 12 (Senior)	1.0	0.8	1.2	1.5	-	1.0	0.4	1.5	0.8	1.1	0.3	-	-	1.5	7.4	-
<i>Item 5650 Subject A01g</i>	<i>N</i> 2194	1054	1095	1284	280	364	537	764	530	1795	274	1101	595	171	257	20
<b>B102I: Try cocaine</b>																
8. Never	96.1	95.8	96.5	95.7	98.7	95.9	96.4	97.3	94.4	96.9	92.2	100.0	100.0	91.7	79.3	43.2
1. Grade 6 or below	0.2	0.1	0.3	0.1	-	-	-	0.1	0.9	0.2	0.4	-	-	-	1.0	9.8
2. Grade 7	*	0.1	*	-	-	-	-	-	0.2	*	0.3	-	-	-	0.1	3.6
3. Grade 8	0.1	-	0.3	0.2	-	-	-	-	0.5	0.2	-	-	-	-	1.0	-
4. Grade 9 (Freshman)	0.5	0.4	0.7	0.5	0.3	1.0	0.6	0.1	0.6	0.4	1.4	-	-	1.0	1.3	28.5
5. Grade 10 (Sophomore)	1.0	1.1	1.0	0.8	-	0.2	1.2	0.8	1.6	0.6	2.4	-	-	1.9	5.8	10.4
6. Grade 11 (Junior)	0.9	1.2	0.6	1.1	1.0	0.8	1.3	0.7	0.7	0.7	1.9	-	-	1.1	6.1	-
7. Grade 12 (Senior)	1.1	1.4	0.8	1.6	-	2.1	0.5	1.0	1.1	1.0	1.3	-	-	4.3	5.4	4.4
<i>Item 5660 Subject A01g</i>	<i>N</i> 2234	1067	1119	1314	284	378	547	777	532	1826	283	1099	595	188	282	21
<b>B102J: Try heroin</b>																
8. Never	99.1	98.9	99.5	98.9	99.7	99.5	99.1	99.4	98.5	99.4	97.6	100.0	100.0	100.0	100.0	-
1. Grade 6 or below	0.2	0.2	-	0.1	-	0.3	-	0.1	0.4	0.1	0.5	-	-	-	-	16.9
2. Grade 7	0.1	-	0.1	-	-	-	-	-	0.2	*	-	-	-	-	-	6.8
3. Grade 8	0.1	0.2	-	0.1	-	-	-	-	0.4	0.1	0.3	-	-	-	-	11.2
4. Grade 9 (Freshman)	*	*	-	-	-	-	-	-	0.1	*	-	-	-	-	-	1.5
5. Grade 10 (Sophomore)	0.2	0.2	0.3	0.3	0.3	0.2	0.4	0.3	-	0.2	0.4	-	-	-	-	28.7
6. Grade 11 (Junior)	0.2	0.4	*	0.3	-	-	0.2	0.2	0.4	0.2	0.6	-	-	-	-	25.0
7. Grade 12 (Senior)	0.1	0.1	0.1	0.1	-	-	0.3	-	-	-	0.7	-	-	-	-	9.9
<i>Item 5670 Subject A01g</i>	<i>N</i> 2233	1070	1117	1312	280	375	544	780	534	1828	279	1097	596	192	280	18
<b>B102K: Try any narcotic other than heroin</b>																
8. Never	91.3	91.2	91.6	90.0	97.7	93.9	90.7	92.7	88.0	91.8	90.7	100.0	100.0	74.5	46.3	26.3
1. Grade 6 or below	0.3	0.2	0.2	0.2	-	0.2	0.2	0.3	0.4	0.2	0.5	-	-	-	1.3	9.7
2. Grade 7	0.2	0.1	0.4	0.2	-	-	0.1	0.2	0.6	0.1	0.9	-	-	-	1.9	3.0
3. Grade 8	1.1	1.2	1.1	0.6	1.1	-	0.3	1.5	2.2	1.1	0.9	-	-	2.8	7.6	6.2
4. Grade 9 (Freshman)	1.6	1.4	1.6	2.2	-	1.2	2.1	0.7	2.6	1.6	1.6	-	-	2.2	11.2	16.7
5. Grade 10 (Sophomore)	1.9	2.2	1.4	2.0	-	1.4	2.4	1.1	2.8	1.6	3.2	-	-	4.4	12.4	14.5
6. Grade 11 (Junior)	1.6	1.4	1.8	2.0	0.5	1.4	1.3	1.3	2.4	1.4	1.1	-	-	5.5	9.2	14.9
7. Grade 12 (Senior)	2.0	2.3	1.8	2.9	0.7	1.9	2.9	2.2	1.0	2.2	1.2	-	-	10.6	10.3	8.7
<i>Item 5680 Subject A01g</i>	<i>N</i> 2162	1032	1084	1259	278	367	525	757	513	1762	276	1097	591	159	244	21
<b>B102L: Smoke your first cigarette</b>																
8. Never	62.8	59.6	65.7	58.7	79.4	68.9	56.9	65.2	61.3	66.2	47.2	88.9	42.0	40.5	23.7	13.3
1. Grade 6 or below	5.2	7.1	3.0	4.7	6.1	3.5	4.6	6.2	5.5	4.2	10.3	1.7	8.0	4.9	11.5	23.6
2. Grade 7	5.3	6.2	4.7	5.5	3.0	4.1	6.1	5.7	4.8	4.4	10.1	1.0	9.2	7.4	10.9	30.1
3. Grade 8	5.3	5.4	5.3	6.0	2.0	4.8	4.9	4.6	7.0	4.6	8.7	1.6	7.1	11.1	11.7	5.4
4. Grade 9 (Freshman)	7.2	7.9	6.6	8.5	2.9	8.0	9.2	5.8	6.5	7.2	6.7	1.3	10.5	11.0	19.6	16.0
5. Grade 10 (Sophomore)	6.1	6.4	5.7	7.3	1.1	5.0	7.4	6.3	5.1	5.1	9.1	2.1	9.0	13.1	10.6	8.2
6. Grade 11 (Junior)	4.5	4.0	5.1	5.3	3.0	3.3	5.9	3.1	5.9	4.7	4.1	1.2	8.5	5.5	9.1	-
7. Grade 12 (Senior)	3.6	3.4	4.0	4.0	2.5	2.4	4.8	3.2	3.8	3.6	3.8	2.2	5.7	6.6	3.1	3.5
<i>Item 5575 Subject A01g</i>	<i>N</i> 2152	1025	1086	1271	263	363	529	742	517	1765	267	1056	555	191	281	22

\*=less than .05 percent.



QUESTIONNAIRE FORM 1 2011	TOTAL	SEX		RACE		REGION				COLLEGE PLANS?		ILLICIT DRUG USE: LIFETIME				
		M	F	White	Black	NE	NC	S	W	Yes	No	None	Mari- juana Only	Few Pills	More Pills	Any Her- oin
<i>N (Weighted No. of Cases):</i>	2476	1122	1139	1345	300	432	579	898	567	1875	304	1144	637	205	320	28
<i>% of Weighted Total:</i>	100.0	45.3	46.0	54.3	12.1	17.4	23.4	36.3	22.9	75.7	12.3	46.2	25.7	8.3	12.9	1.1
<b>B102M:</b> Drink enough to feel drunk or very high																
8. Never	49.8	47.9	51.1	44.6	71.9	41.9	47.0	56.0	49.2	51.8	44.9	80.8	18.5	22.4	15.7	2.8
1. Grade 6 or below	1.8	3.1	0.5	1.7	2.4	0.6	2.0	1.9	2.3	1.3	5.4	0.1	2.2	3.7	4.7	20.2
2. Grade 7	2.5	2.5	2.5	2.6	1.8	4.5	3.2	1.4	1.9	2.1	4.4	0.5	3.0	1.9	9.3	2.3
3. Grade 8	6.1	6.2	5.9	7.6	0.5	6.6	5.8	5.4	7.1	5.6	7.4	0.7	7.9	11.2	18.2	27.2
4. Grade 9 (Freshman)	12.8	13.0	12.7	14.1	6.8	18.3	13.4	9.4	13.2	12.5	10.4	4.6	20.8	15.4	24.1	25.9
5. Grade 10 (Sophomore)	11.6	12.9	10.7	13.8	5.1	13.2	13.6	10.0	10.9	11.5	11.2	3.8	20.4	19.6	19.5	6.2
6. Grade 11 (Junior)	9.0	8.1	10.1	9.4	6.7	8.4	8.2	9.4	9.8	8.6	9.7	5.5	15.8	15.0	5.4	10.4
7. Grade 12 (Senior)	6.4	6.4	6.4	6.2	4.8	6.6	7.0	6.5	5.5	6.6	6.6	4.0	11.4	10.8	3.1	5.1
<i>Item 5585 Subject A01g</i>	<i>N</i> 2086	1010	1034	1268	230	347	513	721	504	1707	262	1025	526	188	283	21
<b>B102N:</b> Try "crack" cocaine, specifically																
8. Never	98.8	98.8	98.9	99.3	99.3	98.3	99.2	99.0	98.6	99.4	97.3	100.0	100.0	96.2	96.7	60.7
1. Grade 6 or below	0.1	0.1	-	0.1	-	0.1	-	0.1	0.1	0.1	-	-	-	-	0.2	3.4
2. Grade 7	*	0.1	-	-	-	-	-	-	0.1	*	-	-	-	-	-	3.2
3. Grade 8	*	0.1	-	0.1	-	-	-	0.1	-	0.1	-	-	-	-	-	4.8
4. Grade 9 (Freshman)	0.1	*	0.2	0.1	0.3	0.2	0.1	-	0.2	0.1	0.3	-	-	-	-	10.3
5. Grade 10 (Sophomore)	0.2	0.1	0.3	0.2	-	-	0.4	0.3	0.1	*	0.5	-	-	-	1.0	8.8
6. Grade 11 (Junior)	0.4	0.5	0.4	0.1	0.4	1.0	0.3	0.3	0.3	0.1	1.2	-	-	2.8	1.2	5.6
7. Grade 12 (Senior)	0.2	0.3	0.2	0.2	-	0.4	-	0.2	0.5	0.2	0.7	-	-	1.0	1.0	3.3
<i>Item 5661 Subject A01g</i>	<i>N</i> 2240	1070	1124	1316	284	380	543	781	536	1828	284	1101	597	193	276	23
<b>B102O:</b> Try crystal meth ("ice")																
8. Never	99.0	98.8	99.3	99.1	99.4	99.2	98.8	99.2	98.7	99.4	96.4	100.0	100.0	98.9	95.9	69.3
1. Grade 6 or below	0.5	0.6	0.2	0.5	0.3	0.6	0.2	0.7	0.3	0.3	1.6	-	-	1.1	2.2	6.2
2. Grade 7	-	-	-	-	-	-	-	-	-	-	-	-	-	-	-	-
3. Grade 8	0.1	0.2	-	0.1	-	-	-	-	0.4	0.1	-	-	-	-	-	8.3
4. Grade 9 (Freshman)	0.1	*	0.2	-	0.3	0.2	-	-	0.3	0.1	0.3	-	-	-	0.5	4.3
5. Grade 10 (Sophomore)	0.1	-	0.2	0.2	-	-	0.4	0.1	-	0.1	0.5	-	-	-	0.5	5.6
6. Grade 11 (Junior)	*	-	0.1	-	-	-	-	-	0.1	-	-	-	-	-	-	2.5
7. Grade 12 (Senior)	0.2	0.3	*	0.1	-	-	0.6	-	0.1	*	1.3	-	-	-	0.9	3.9
<i>Item 24430 Subject A01g</i>	<i>N</i> 2263	1089	1126	1330	286	380	552	792	539	1843	293	1101	601	194	290	25
<b>B103:</b> How many of your friends would you estimate . . .																
<b>B103A:</b> Smoke cigarettes?																
1. None	22.9	19.0	26.1	18.5	43.5	18.5	16.2	28.6	24.5	23.5	20.2	31.6	15.0	17.2	10.2	5.3
2. A few	36.2	37.2	36.0	37.0	29.3	36.9	35.7	35.1	37.7	37.6	26.4	41.2	35.8	28.7	24.6	21.7
3. Some	27.1	29.6	24.2	29.1	18.4	31.8	31.4	23.3	24.8	26.2	33.4	21.9	33.6	35.7	28.3	43.0
4. Most	12.2	12.2	12.4	13.8	6.0	10.8	15.1	11.2	11.6	11.3	16.3	4.8	13.8	17.4	32.2	16.0
5. All	1.7	2.0	1.3	1.7	2.8	2.0	1.6	1.8	1.5	1.4	3.6	0.6	1.7	1.0	4.7	14.1
<i>Item 7070 Subject A02a</i>	<i>N</i> 2272	1097	1130	1333	288	381	557	793	541	1847	296	1100	603	197	293	25
<b>B103B:</b> Smoke marijuana (pot, grass) or hashish?																
1. None	18.1	15.0	20.4	16.3	25.2	11.7	15.9	23.2	17.4	18.2	18.4	30.2	3.3	8.6	8.3	5.3
2. A few	24.6	26.0	23.9	25.7	21.5	21.2	28.4	25.9	21.1	25.0	23.4	32.3	17.9	24.1	11.3	9.6
3. Some	29.6	30.2	29.4	32.0	22.0	32.3	31.1	26.2	31.3	30.9	24.5	27.1	36.8	28.1	26.5	39.9
4. Most	23.4	23.9	22.9	22.1	25.2	27.3	21.0	21.2	26.3	22.2	27.1	9.5	36.4	33.7	41.3	28.3
5. All	4.3	5.0	3.4	3.9	6.2	7.6	3.6	3.4	3.9	3.8	6.7	0.9	5.6	5.5	12.6	17.0
<i>Item 7080 Subject A02a</i>	<i>N</i> 2274	1099	1131	1336	288	382	557	793	543	1850	296	1101	603	198	293	25
<b>B103C:</b> Take "crack" cocaine?																
1. None	82.2	82.9	81.3	82.7	90.3	83.7	83.1	83.2	78.7	83.2	75.9	82.8	86.7	81.1	73.7	48.1
2. A few	14.6	14.2	15.2	14.5	6.5	13.8	13.4	13.9	17.5	13.9	18.4	13.9	11.4	15.9	21.8	40.5
3. Some	2.4	1.8	3.1	2.5	1.8	1.5	2.6	2.4	3.0	2.3	3.9	2.8	1.1	2.7	3.8	5.0
4. Most	0.3	0.3	0.3	0.2	-	0.5	0.4	-	0.6	0.2	0.6	0.4	0.2	0.4	0.3	-
5. All	0.4	0.7	0.1	0.1	1.5	0.5	0.5	0.5	0.3	0.3	1.3	*	0.7	-	0.5	6.4
<i>Item 7151 Subject A02a</i>	<i>N</i> 2263	1096	1126	1334	288	376	557	792	539	1845	296	1099	601	193	292	25

\* = less than .05 percent.



# DESCRIPTIVE RESULTS: 2011

95

QUESTIONNAIRE FORM 1 2011	TOTAL	SEX		RACE		REGION				COLLEGE PLANS?		ILLICIT DRUG USE: LIFETIME				
		M	F	White	Black	NE	NC	S	W	Yes	No	None	Mari-juana Only	Few Pills	More Pills	Any Her-oin
<i>N (Weighted No. of Cases):</i>	2476	1122	1139	1345	300	432	579	898	567	1875	304	1144	637	205	320	28
<i>% of Weighted Total:</i>	100.0	45.3	46.0	54.3	12.1	17.4	23.4	36.3	22.9	75.7	12.3	46.2	25.7	8.3	12.9	1.1
<b>B103D:</b> Take cocaine powder?																
1. None	79.3	80.1	78.5	78.6	91.5	80.3	80.7	79.6	76.8	80.7	72.9	84.5	84.3	70.4	58.5	36.8
2. A few	16.7	16.1	17.2	17.7	5.1	16.8	14.9	16.4	18.8	15.8	20.4	12.3	13.5	25.8	31.3	51.6
3. Some	3.2	2.6	3.9	3.2	1.4	2.4	3.4	3.2	3.4	2.9	4.2	2.6	1.5	2.7	9.3	3.1
4. Most	0.4	0.5	0.3	0.4	0.5	0.2	0.3	0.3	0.8	0.3	0.9	0.5	-	1.0	0.7	1.9
5. All	0.4	0.7	0.1	0.1	1.5	0.2	0.7	0.5	0.3	0.3	1.6	0.1	0.7	-	0.2	6.5
<i>Item 23990 Subject A02a</i>	<i>N</i> 2252	1091	1119	1324	284	378	552	784	538	1832	294	1090	597	196	291	24
<b>B103E:</b> Drink alcoholic beverages (liquor, beer, wine)?																
1. None	9.8	9.5	9.4	7.3	22.7	8.1	6.2	14.3	8.3	8.8	15.4	14.4	3.5	5.7	4.6	8.6
2. A few	11.5	11.4	11.9	10.1	9.9	7.7	9.5	13.3	13.7	12.2	8.9	16.5	6.9	7.1	4.9	2.8
3. Some	20.0	22.8	17.8	21.3	16.4	13.4	22.3	20.2	22.3	20.5	19.4	26.8	14.3	14.9	12.3	17.8
4. Most	40.1	39.8	40.4	42.0	35.9	44.4	42.6	36.0	40.6	41.3	33.8	33.4	49.7	48.8	42.5	33.6
5. All	18.5	16.5	20.5	19.2	15.0	26.5	19.5	16.3	15.2	17.3	22.5	8.9	25.5	23.5	35.7	37.3
<i>Item 7190 Subject A02a</i>	<i>N</i> 2254	1091	1122	1326	284	380	553	782	540	1833	296	1093	597	195	291	24
<b>B103F:</b> Get drunk at least once a week?																
1. None	29.0	27.3	30.2	26.0	40.3	23.8	25.3	34.3	28.6	29.0	30.2	38.7	19.5	20.2	15.6	10.9
2. A few	29.5	30.4	28.7	30.5	26.3	31.9	27.8	28.6	30.7	30.9	23.4	31.0	30.1	25.6	26.8	26.1
3. Some	22.6	22.6	22.8	24.4	17.8	25.3	22.5	19.7	25.1	22.1	23.0	18.6	26.2	29.8	26.3	25.5
4. Most	14.3	14.8	14.0	15.2	9.8	13.7	18.2	13.3	12.3	14.2	15.3	9.7	18.0	22.0	20.3	19.5
5. All	4.7	4.9	4.3	3.9	5.8	5.4	6.2	4.1	3.3	3.9	8.2	2.0	6.3	2.4	11.0	17.9
<i>Item 7200 Subject A02a</i>	<i>N</i> 2270	1097	1132	1335	288	380	557	793	540	1848	296	1099	603	197	292	25
The next questions are about your experiences in school.																
<b>D001:</b> Some people like school very much. Others don't. How do you feel about going to school?																
5. I like school very much	10.7	12.5	8.7	9.5	13.0	9.7	8.3	11.0	13.5	10.6	10.7	12.8	8.3	8.5	8.0	10.7
4. I like school quite a lot	24.9	22.5	27.0	23.9	25.7	21.9	21.0	25.7	29.6	27.1	11.3	29.5	22.8	25.6	14.1	-
3. I like school some	43.5	41.2	46.2	45.7	38.9	43.9	47.8	44.3	37.7	44.3	40.4	43.1	44.1	46.0	44.9	31.7
2. I don't like school very much	14.6	15.6	13.9	15.0	14.5	16.0	15.4	14.5	13.1	13.5	21.5	11.6	16.8	17.1	18.7	31.3
1. I don't like school at all	6.3	8.2	4.2	6.0	7.9	8.5	7.5	4.5	6.1	4.6	16.1	3.0	7.9	2.8	14.4	26.2
<i>Item 7630 Subject B01, Q08</i>	<i>N</i> 2111	1013	1055	1253	263	324	534	739	515	1784	287	1049	547	175	256	21
<b>D002:</b> How often do you feel that the school work you are assigned is meaningful and important?																
5. Almost always	9.3	8.5	9.7	6.5	18.7	10.3	5.9	11.9	8.4	9.2	9.5	10.8	8.0	3.9	8.4	13.2
4. Often	24.2	22.2	26.1	21.8	27.1	23.3	22.2	24.9	25.7	24.9	19.6	28.0	21.9	19.7	17.3	20.8
3. Sometimes	39.1	36.5	41.6	40.5	30.9	38.8	41.8	37.2	39.3	40.7	31.9	38.0	42.2	42.1	39.2	17.5
2. Seldom	21.4	25.0	18.2	25.5	15.0	20.8	24.1	19.8	21.3	20.2	27.4	18.3	23.5	31.6	22.9	30.8
1. Never	6.1	7.8	4.4	5.7	8.3	6.9	5.9	6.3	5.3	5.1	11.5	4.9	4.5	2.7	12.2	17.7
<i>Item 5700 Subject B01</i>	<i>N</i> 2107	1009	1056	1251	262	324	531	739	514	1780	288	1051	547	174	255	21
<b>D003:</b> How interesting are most of your courses to you?																
5. Very exciting and stimulating	4.8	5.9	3.5	3.1	6.9	5.3	3.3	5.4	5.2	4.5	5.8	5.4	3.7	5.8	3.6	7.2
4. Quite interesting	23.6	21.0	26.6	24.2	21.5	19.7	23.1	23.1	27.1	24.6	16.7	28.9	18.4	18.5	18.1	4.7
3. Fairly interesting	43.0	40.6	44.7	42.5	45.0	43.0	44.5	42.3	42.3	43.9	38.0	43.6	45.0	47.2	34.8	46.1
2. Slightly dull	21.8	24.4	19.7	23.5	15.5	24.9	22.0	20.8	21.2	21.2	26.9	17.5	24.4	27.0	30.7	24.0
1. Very dull	6.9	8.1	5.4	6.7	11.1	7.1	7.1	8.4	4.3	5.8	12.6	4.7	8.4	1.5	12.8	18.0
<i>Item 5710 Subject B01</i>	<i>N</i> 2104	1008	1053	1251	261	321	532	736	514	1778	287	1049	545	171	256	21
<b>D004:</b> How important do you think the things you are learning in school are going to be for your later life?																
5. Very important	15.1	13.3	16.3	11.4	22.6	11.3	10.2	16.6	20.2	15.3	11.9	17.1	14.6	13.4	7.7	25.0
4. Quite important	24.7	25.1	24.2	24.7	23.0	24.1	25.0	25.2	23.9	25.4	22.0	27.6	22.3	21.0	22.8	13.4
3. Fairly important	30.4	28.0	33.7	31.0	26.7	32.6	31.2	29.9	29.1	31.8	22.9	31.9	30.7	31.0	26.3	5.6
2. Slightly important	23.8	25.5	22.0	26.8	18.1	24.5	25.5	22.6	23.3	22.9	29.9	18.9	26.6	30.2	33.3	28.8
1. Not at all important	6.1	8.1	3.8	6.1	9.5	7.5	8.1	5.7	3.5	4.7	13.4	4.5	5.9	4.4	10.0	27.2
<i>Item 5720 Subject B01</i>	<i>N</i> 2094	1002	1050	1249	261	321	532	730	511	1772	284	1043	544	171	255	21



QUESTIONNAIRE FORM 1 2011	TOTAL	SEX		RACE		REGION				COLLEGE PLANS?		ILLICIT DRUG USE: LIFETIME				
		M	F	White	Black	NE	NC	S	W	Yes	No	None	Mari- juana Only	Few Pills	More Pills	Any Her- oin
<i>N (Weighted No. of Cases):</i>	2476	1122	1139	1345	300	432	579	898	567	1875	304	1144	637	205	320	28
<i>% of Weighted Total:</i>	100.0	45.3	46.0	54.3	12.1	17.4	23.4	36.3	22.9	75.7	12.3	46.2	25.7	8.3	12.9	1.1
<b>D005:</b> How much competition for grades is there among students at your school?																
1. None	12.5	13.5	11.2	12.3	14.7	14.7	10.2	12.8	12.9	10.9	20.1	8.9	13.5	17.6	20.0	15.8
2. A little	23.5	26.4	21.2	25.8	14.3	24.0	28.5	18.5	25.1	22.0	33.6	20.5	26.1	25.5	27.9	39.8
3. Some	32.7	31.9	33.7	33.3	31.1	30.6	32.2	33.2	33.9	33.0	30.3	34.1	33.1	33.3	27.5	18.5
4. Quite a bit	21.3	19.1	23.2	20.5	26.5	20.5	20.3	25.0	17.7	23.3	10.8	24.3	19.0	13.6	20.1	20.4
5. A great deal	10.0	9.1	10.7	8.1	13.4	10.2	8.8	10.5	10.4	10.9	5.2	12.3	8.3	9.9	4.5	5.5
<i>Item 5730 Subject B04</i>	<i>N</i> 2089	998	1049	1244	260	321	529	727	512	1770	281	1043	541	171	254	20
<b>D006:</b> How do you think most of the students in your classes would feel if you cheated on a test?																
1. They would like it very much	4.1	6.5	1.8	2.9	9.8	4.9	3.7	5.1	2.7	3.1	9.7	3.6	4.2	2.6	4.0	8.0
2. They would like it	2.5	2.4	2.3	2.8	2.3	2.1	3.4	2.4	1.8	2.1	4.4	2.2	2.4	4.8	2.5	3.5
3. They would not care	75.5	74.8	76.4	76.6	71.6	76.7	73.6	75.2	77.0	76.1	72.1	72.7	78.9	79.6	78.4	84.8
4. They would dislike it	12.5	11.2	14.0	12.6	10.6	12.3	14.9	11.8	11.1	13.1	9.1	14.7	10.5	10.5	8.6	3.6
5. They would dislike it very much	5.5	5.1	5.5	5.1	5.7	3.9	4.5	5.5	7.4	5.6	4.8	6.8	3.9	2.6	6.5	-
<i>Item 5740 Subject B04</i>	<i>N</i> 2087	998	1049	1241	260	320	529	726	512	1768	282	1042	541	170	254	21
<b>D007:</b> How do you think most of the students in your classes would feel if you intentionally did things to make your teachers angry?																
1. They would like it very much	6.2	7.9	4.0	4.8	11.3	7.5	5.9	7.2	4.2	5.5	10.4	5.4	6.0	10.2	6.1	5.1
2. They would like it	11.5	15.1	8.1	10.9	8.7	13.5	13.3	9.3	11.7	11.0	12.7	11.5	9.0	14.9	14.7	27.0
3. They would not care	43.6	43.1	44.3	42.9	51.1	47.8	39.6	50.2	35.9	43.9	42.3	39.6	53.3	43.7	40.0	47.4
4. They would dislike it	30.1	27.2	33.4	33.1	19.3	26.3	33.7	24.9	35.9	30.8	25.8	33.4	24.7	26.8	30.2	17.0
5. They would dislike it very much	8.6	6.7	10.2	8.4	9.7	4.8	7.5	8.4	12.3	8.7	8.8	10.0	6.9	4.3	9.0	3.4
<i>Item 5750 Subject B04</i>	<i>N</i> 2079	995	1043	1238	258	314	527	725	512	1761	282	1039	534	171	253	21
<b>D008:</b> How often do you find that your friends encourage you to do things which your teachers wouldn't like?																
1. Never	40.4	33.6	47.1	37.6	47.5	41.6	34.1	45.0	39.8	40.3	42.0	42.9	39.0	34.8	39.9	30.7
2. Seldom	31.2	32.0	30.9	32.9	26.6	28.7	39.8	25.9	31.3	32.1	26.2	33.8	31.5	28.2	24.8	20.8
3. Sometimes	19.3	23.4	15.5	21.0	11.9	22.6	17.1	17.7	22.1	19.5	17.3	16.7	21.1	20.4	25.7	27.2
4. Often	7.1	7.8	5.9	7.4	7.8	5.1	8.1	8.5	5.3	6.6	10.7	4.9	6.8	14.0	8.3	11.0
5. Almost always	2.0	3.2	0.6	1.2	6.2	2.0	1.0	3.0	1.5	1.5	3.9	1.7	1.6	2.6	1.3	10.2
<i>Item 5760 Subject B04</i>	<i>N</i> 2082	997	1044	1240	258	313	530	727	513	1764	281	1039	537	172	253	21
<b>D009:</b> Have you ever been in a work-study program—that is, a program where you work on a job as part of your schooling?																
1. No, not ever	85.2	83.2	87.7	86.2	83.6	85.5	85.5	85.3	84.7	86.9	75.6	85.7	87.2	81.5	84.4	80.5
2. Yes, for a half year or less	7.0	7.8	6.2	7.0	8.1	7.0	6.5	6.4	8.2	6.3	12.0	6.7	5.9	11.0	8.1	3.5
3. Yes, for about a year	4.7	5.2	3.8	4.1	5.1	3.9	6.0	4.0	5.0	4.1	8.5	4.6	5.2	4.9	3.5	9.5
4. Yes, for about two years	1.3	1.2	1.4	1.3	1.7	1.8	1.2	1.5	1.0	1.1	2.8	1.2	1.0	0.4	2.4	6.5
5. Yes, for more than two years	1.7	2.5	0.9	1.4	1.4	1.7	0.7	2.8	1.1	1.6	1.1	2.0	0.8	2.2	1.6	-
<i>Item 5770 Subject B02, C01</i>	<i>N</i> 2072	989	1043	1235	255	311	527	722	513	1759	281	1038	532	172	253	21
<b>D010:</b> How many times this school year have you seen a counselor individually?																
1. No times	29.6	33.2	26.2	34.9	24.9	24.5	33.3	34.0	22.8	28.1	38.4	30.6	30.2	21.4	27.8	44.2
2. 1 time	11.5	13.4	9.7	11.3	11.2	13.0	11.5	11.1	11.2	10.9	15.5	11.6	11.0	18.3	7.9	3.4
3. 2 times	15.7	14.3	17.3	15.8	11.0	16.8	16.8	13.2	17.4	16.0	12.9	16.1	14.8	17.4	15.2	10.9
4. 3 or 4 times	22.2	20.8	23.8	21.0	19.7	20.1	20.9	22.8	23.8	23.1	15.8	22.2	22.4	25.2	22.0	15.8
5. 5-7 times	10.3	9.6	10.4	8.7	12.9	12.3	9.1	9.2	11.9	10.7	8.5	9.6	10.1	7.7	13.9	12.4
6. 8-10 times	4.7	2.9	6.3	3.4	9.5	6.4	3.1	4.4	5.5	4.9	3.7	4.6	4.9	5.0	4.8	11.0
7. 11 or more times	6.1	5.8	6.4	5.0	10.8	6.9	5.3	5.4	7.3	6.2	5.2	5.5	6.6	4.9	8.5	2.3
<i>Item 5780 Subject B05</i>	<i>N</i> 2068	990	1038	1233	255	307	527	722	512	1760	279	1038	531	168	253	21



DESCRIPTIVE RESULTS: 2011

97

QUESTIONNAIRE FORM 1 2011	TOTAL	SEX		RACE		REGION				COLLEGE PLANS?		ILLICIT DRUG USE: LIFETIME				
		M	F	White	Black	NE	NC	S	W	Yes	No	None	Mari- juana Only	Few Pills	More Pills	Any Her- oin
<i>N (Weighted No. of Cases):</i>	2476	1122	1139	1345	300	432	579	898	567	1875	304	1144	637	205	320	28
<i>% of Weighted Total:</i>	100.0	45.3	46.0	54.3	12.1	17.4	23.4	36.3	22.9	75.7	12.3	46.2	25.7	8.3	12.9	1.1
<b>D011:</b> How many times this school year have you seen a counselor as a part of a group of other students?																
1. No times	65.9	66.9	64.8	69.8	53.4	65.5	62.9	69.0	64.8	65.9	66.7	64.6	66.4	66.9	67.4	65.2
2. 1 time	10.6	9.7	11.6	11.4	14.0	14.9	9.5	9.3	11.0	10.8	8.8	10.8	11.1	13.0	8.8	17.2
3. 2 times	7.4	8.1	6.9	5.7	8.3	8.1	8.3	6.5	7.3	7.2	8.3	8.8	6.8	5.6	4.9	5.9
4. 3 or 4 times	8.3	7.1	9.4	6.8	13.9	6.2	8.1	8.4	9.6	8.5	6.4	8.6	8.1	7.4	7.9	7.3
5. 5-7 times	3.6	3.8	3.3	2.8	5.0	2.7	4.0	3.4	3.9	3.3	5.2	3.2	3.7	2.2	4.4	4.4
6. 8-10 times	1.5	1.6	1.4	1.0	1.1	1.5	2.6	0.9	1.4	1.5	1.6	1.5	0.9	1.4	3.6	-
7. 11 or more times	2.7	2.8	2.5	2.5	4.5	1.1	4.7	2.4	2.0	2.7	3.0	2.4	3.0	3.6	3.0	-
<i>Item 5790 Subject B05</i>	<i>N</i>	<i>2065</i>	<i>991</i>	<i>1033</i>	<i>1230</i>	<i>309</i>	<i>524</i>	<i>720</i>	<i>512</i>	<i>1754</i>	<i>279</i>	<i>1033</i>	<i>533</i>	<i>168</i>	<i>253</i>	<i>21</i>
<b>D012:</b> Would you have preferred to see a counselor more or less often than you have during the past year?																
5. Much more often	10.6	9.6	11.3	6.9	18.4	7.5	6.7	12.9	13.3	10.0	14.4	10.4	10.3	7.0	11.6	18.5
4. A little more often	18.7	16.0	21.7	15.7	25.2	16.7	18.3	17.5	21.8	19.3	15.0	18.0	20.8	19.3	15.9	19.2
3. About as often	48.8	49.5	48.1	57.0	31.0	50.6	51.4	45.7	49.3	50.7	36.7	50.9	46.0	50.8	48.2	33.0
2. A little less often	8.1	8.4	7.9	6.8	10.0	5.6	9.6	9.1	6.9	7.3	13.1	7.6	7.8	6.1	10.9	14.6
1. Much less often	13.8	16.5	11.1	13.5	15.4	19.5	14.1	14.9	8.6	12.7	20.8	13.1	15.0	16.9	13.4	14.7
<i>Item 5800 Subject B05</i>	<i>N</i>	<i>2042</i>	<i>977</i>	<i>1025</i>	<i>1219</i>	<i>301</i>	<i>520</i>	<i>714</i>	<i>506</i>	<i>1738</i>	<i>275</i>	<i>1027</i>	<i>526</i>	<i>167</i>	<i>250</i>	<i>21</i>
<b>D013:</b> How helpful have your sessions with a counselor been to you?																
5. Extremely helpful	17.1	15.2	18.8	13.1	29.9	17.6	12.4	19.0	18.9	16.8	18.9	15.4	19.1	15.6	19.3	3.4
4. Quite helpful	21.2	21.2	21.7	19.3	21.4	22.1	22.6	17.5	24.6	22.2	14.2	21.5	22.2	19.7	20.3	19.3
3. Somewhat helpful	16.8	16.3	17.2	17.1	14.2	18.3	16.8	14.9	18.5	17.0	15.9	16.8	15.6	26.7	14.0	11.1
2. A little helpful	13.6	13.5	13.4	14.0	12.6	14.0	13.2	14.7	12.1	13.4	14.2	15.1	10.7	14.8	11.4	20.0
1. Not at all helpful	8.5	8.1	8.8	8.3	8.2	9.1	8.4	8.8	8.1	8.2	11.1	6.8	9.1	7.9	14.0	22.8
8. Did not see a counselor this year	22.8	25.7	20.2	28.3	13.7	18.8	26.7	25.2	17.9	22.4	25.6	24.4	23.4	15.3	21.1	23.5
<i>Item 5810 Subject B05</i>	<i>N</i>	<i>2059</i>	<i>984</i>	<i>1035</i>	<i>1231</i>	<i>306</i>	<i>526</i>	<i>717</i>	<i>510</i>	<i>1751</i>	<i>278</i>	<i>1035</i>	<i>529</i>	<i>166</i>	<i>251</i>	<i>21</i>
<b>D014:</b> Would you have preferred more or less of each of the following types of counseling in the last year?																
<b>D014A:</b> Choosing what courses to take																
5. Much more	25.2	26.6	23.4	19.8	38.1	23.3	18.2	31.2	25.3	24.0	31.8	23.3	25.2	20.7	30.9	39.8
4. A little more	24.2	22.1	26.7	25.0	18.6	28.6	22.6	22.1	26.0	25.1	19.4	25.1	23.2	22.2	25.0	24.7
3. About right	41.2	40.2	42.6	46.8	32.5	38.1	46.3	39.0	40.7	43.0	31.5	44.0	42.4	44.8	32.8	13.4
2. A little less	2.8	2.8	2.9	3.3	2.1	1.5	5.9	1.5	2.3	2.6	4.9	2.5	2.8	3.3	2.8	5.2
1. Much less	6.6	8.3	4.4	5.0	8.7	8.6	7.0	6.1	5.7	5.3	12.4	5.1	6.5	9.0	8.5	16.9
<i>Item 5811 Subject B05</i>	<i>N</i>	<i>2022</i>	<i>966</i>	<i>1018</i>	<i>1202</i>	<i>304</i>	<i>518</i>	<i>694</i>	<i>506</i>	<i>1719</i>	<i>268</i>	<i>1016</i>	<i>515</i>	<i>171</i>	<i>245</i>	<i>20</i>
<b>D014B:</b> Discussing problems with course work																
5. Much more	14.8	16.0	13.3	11.5	25.8	15.8	8.2	19.8	14.1	13.7	20.8	13.9	15.8	10.8	15.7	30.8
4. A little more	21.3	18.6	24.1	19.3	24.1	21.5	19.2	20.4	24.5	22.4	14.0	20.1	18.8	27.9	24.9	22.3
3. About right	48.4	47.6	49.6	54.4	36.7	46.3	55.7	44.3	47.7	49.6	41.8	52.1	48.7	44.1	41.8	20.2
2. A little less	4.9	4.9	4.9	4.8	3.4	2.8	6.9	5.0	3.9	4.6	6.8	4.2	5.5	3.7	6.6	13.5
1. Much less	10.7	12.9	8.2	10.0	9.9	13.7	10.0	10.5	9.9	9.7	16.6	9.7	11.3	13.5	11.0	13.2
<i>Item 5812 Subject B05</i>	<i>N</i>	<i>2017</i>	<i>964</i>	<i>1015</i>	<i>1198</i>	<i>300</i>	<i>520</i>	<i>693</i>	<i>504</i>	<i>1717</i>	<i>266</i>	<i>1014</i>	<i>518</i>	<i>170</i>	<i>244</i>	<i>21</i>
<b>D014C:</b> Discussing any trouble you've gotten into																
5. Much more	10.0	10.7	8.4	6.6	18.0	12.8	4.9	13.7	8.5	8.6	16.5	9.0	10.2	11.3	8.3	32.2
4. A little more	7.3	8.0	6.8	5.2	9.5	8.7	5.8	7.0	8.3	7.3	7.6	6.7	8.6	6.6	6.3	11.3
3. About right	58.9	57.7	61.2	66.1	49.2	53.8	68.4	55.1	57.3	61.5	44.7	62.6	57.0	59.3	54.9	24.8
2. A little less	5.7	5.3	6.4	4.6	5.2	4.4	7.0	4.6	6.9	5.6	7.0	5.5	7.0	3.1	4.5	10.2
1. Much less	18.1	18.3	17.3	17.6	18.1	20.4	14.0	19.6	18.9	17.1	24.2	16.1	17.3	19.8	26.0	21.5
<i>Item 5813 Subject B05</i>	<i>N</i>	<i>1996</i>	<i>955</i>	<i>1004</i>	<i>1187</i>	<i>295</i>	<i>518</i>	<i>683</i>	<i>500</i>	<i>1697</i>	<i>266</i>	<i>1000</i>	<i>514</i>	<i>170</i>	<i>241</i>	<i>21</i>



## MONITORING THE FUTURE

QUESTIONNAIRE FORM 1 2011	TOTAL	SEX		RACE		REGION				COLLEGE PLANS?		ILLICIT DRUG USE: LIFETIME				
		M	F	White	Black	NE	NC	S	W	Yes	No	None	Mari- juana Only	Few Pills	More Pills	Any Her- oin
<i>N (Weighted No. of Cases):</i>	2476	1122	1139	1345	300	432	579	898	567	1875	304	1144	637	205	320	28
<i>% of Weighted Total:</i>	100.0	45.3	46.0	54.3	12.1	17.4	23.4	36.3	22.9	75.7	12.3	46.2	25.7	8.3	12.9	1.1
<b>D014D:</b> Discussing military plans																
5. Much more	7.7	10.2	4.8	5.6	15.8	8.4	4.6	10.4	7.0	6.1	17.4	7.0	7.6	7.2	6.3	23.9
4. A little more	5.6	7.8	3.1	4.5	5.4	5.7	4.9	5.6	6.1	4.8	9.9	5.2	5.2	11.2	3.4	6.1
3. About right	47.9	47.1	49.8	55.4	32.5	43.4	55.5	42.4	50.2	50.5	34.7	51.4	47.6	42.3	45.0	37.1
2. A little less	5.2	5.7	4.9	4.7	5.4	4.9	5.3	5.4	5.0	5.1	6.4	4.6	6.6	5.3	4.9	7.4
1. Much less	33.6	29.3	37.4	29.7	41.0	37.7	29.7	36.2	31.8	33.5	31.7	31.8	33.1	34.0	40.4	25.6
<i>Item 5814 Subject B05</i>	<i>N 1977</i>	<i>947</i>	<i>992</i>	<i>1179</i>	<i>238</i>	<i>290</i>	<i>514</i>	<i>676</i>	<i>497</i>	<i>1682</i>	<i>260</i>	<i>989</i>	<i>509</i>	<i>168</i>	<i>240</i>	<i>21</i>
<b>D014E:</b> Discussing education or training plans																
5. Much more	19.2	16.3	20.9	15.2	30.8	21.3	13.1	23.9	17.9	18.6	22.7	19.5	18.9	16.7	16.2	34.7
4. A little more	23.1	23.4	23.4	23.2	23.1	21.9	23.0	21.5	26.2	24.4	15.0	25.9	21.2	22.9	19.6	-
3. About right	42.1	43.7	41.2	45.7	32.9	37.4	47.8	39.6	42.5	43.4	35.7	42.8	43.9	42.2	38.5	43.8
2. A little less	4.6	4.6	4.7	4.7	4.2	2.2	6.1	4.1	5.2	4.0	8.9	2.8	6.6	4.6	6.3	4.4
1. Much less	10.9	11.9	9.7	11.2	8.9	17.2	10.0	10.9	8.2	9.5	17.7	8.9	9.4	13.6	19.3	17.2
<i>Item 5815 Subject B05</i>	<i>N 2007</i>	<i>956</i>	<i>1013</i>	<i>1196</i>	<i>246</i>	<i>299</i>	<i>518</i>	<i>689</i>	<i>501</i>	<i>1710</i>	<i>264</i>	<i>1008</i>	<i>514</i>	<i>170</i>	<i>243</i>	<i>21</i>
<b>D014F:</b> Discussing career plans or job choice																
5. Much more	25.6	22.4	28.3	21.5	36.9	26.9	19.7	30.5	24.3	24.9	28.2	24.5	27.2	20.8	26.7	40.2
4. A little more	26.7	26.2	27.5	26.8	25.5	27.2	27.7	23.2	30.2	28.3	17.5	29.1	25.5	25.4	23.2	21.2
3. About right	36.3	39.0	34.1	39.8	30.2	32.8	40.6	35.7	34.8	37.1	32.4	36.4	38.0	42.5	31.3	30.4
2. A little less	3.7	3.2	4.3	3.8	2.2	2.2	5.0	2.7	4.7	3.2	7.0	2.8	3.6	3.5	6.7	3.8
1. Much less	7.7	9.2	5.8	8.1	5.3	11.0	7.1	7.9	6.1	6.4	14.9	7.2	5.7	7.7	12.2	4.5
<i>Item 5816 Subject B05</i>	<i>N 2007</i>	<i>959</i>	<i>1011</i>	<i>1202</i>	<i>245</i>	<i>299</i>	<i>517</i>	<i>690</i>	<i>501</i>	<i>1712</i>	<i>266</i>	<i>1011</i>	<i>515</i>	<i>167</i>	<i>243</i>	<i>20</i>
<b>D014G:</b> Discussing personal problems																
5. Much more	13.5	13.9	12.5	10.5	21.6	13.6	10.5	17.1	11.6	12.2	19.9	11.0	14.9	17.8	13.2	40.1
4. A little more	9.2	8.5	10.1	8.9	9.9	8.4	10.1	8.9	9.3	9.7	6.7	8.8	8.9	11.8	8.4	-
3. About right	51.8	51.6	52.9	57.9	40.5	50.2	57.9	46.9	53.2	54.1	39.5	55.8	50.9	48.1	47.3	26.8
2. A little less	5.3	5.8	4.9	4.3	7.3	2.2	6.0	5.4	6.2	5.2	6.9	5.2	5.1	5.6	3.9	19.7
1. Much less	20.2	20.1	19.6	18.5	20.7	25.6	15.5	21.7	19.8	18.8	27.1	19.1	20.2	16.6	27.2	13.5
<i>Item 5817 Subject B05</i>	<i>N 1997</i>	<i>950</i>	<i>1010</i>	<i>1193</i>	<i>240</i>	<i>297</i>	<i>517</i>	<i>683</i>	<i>500</i>	<i>1700</i>	<i>264</i>	<i>1005</i>	<i>511</i>	<i>169</i>	<i>242</i>	<i>20</i>
<b>D015:</b> These next questions concern your health. During the LAST 30 DAYS, on how many days (if any) did you have the following problems or symptoms?																
<b>D015A:</b> Headache																
1. None	24.0	32.5	15.3	19.7	34.0	21.0	19.5	27.9	25.0	22.6	31.6	26.8	22.8	20.8	13.8	17.3
2. One day	17.6	19.0	16.4	16.1	20.0	14.3	15.7	19.4	19.1	18.5	11.8	17.5	18.8	24.1	13.1	11.0
3. Two days	19.0	18.2	20.2	20.3	17.0	19.4	22.9	17.2	17.3	18.8	20.7	20.8	17.0	17.8	17.6	5.3
4. 3 to 5 days	19.9	17.6	22.2	21.4	16.5	26.8	22.8	18.2	15.1	20.3	17.4	17.3	23.7	20.9	23.6	20.0
5. 6 to 9 days	9.5	6.1	13.0	11.4	4.9	8.7	8.4	8.0	13.1	9.8	8.3	8.9	9.3	5.3	14.9	13.7
6. 10 to 19 days	6.1	4.2	7.7	7.0	4.0	5.8	6.8	5.6	6.2	6.2	4.9	5.3	5.1	5.9	9.6	32.8
7. 20+ days	3.9	2.4	5.3	4.0	3.5	4.1	3.9	3.7	4.3	3.7	5.2	3.3	3.3	5.1	7.3	-
<i>Item 21310 Subject T01</i>	<i>N 2042</i>	<i>972</i>	<i>1029</i>	<i>1216</i>	<i>251</i>	<i>305</i>	<i>522</i>	<i>709</i>	<i>505</i>	<i>1732</i>	<i>274</i>	<i>1020</i>	<i>525</i>	<i>172</i>	<i>251</i>	<i>21</i>
<b>D015B:</b> Sore throat or hoarse voice																
1. None	43.5	48.0	38.3	38.4	60.2	44.5	40.9	50.4	36.0	42.0	51.2	47.2	41.2	35.2	35.7	25.8
2. One day	14.9	16.7	13.4	15.3	13.9	12.8	16.6	15.2	13.8	15.0	14.1	14.6	15.5	17.7	14.4	17.4
3. Two days	16.6	14.0	19.2	19.1	10.0	14.9	18.6	14.3	18.6	16.9	15.7	17.6	15.2	14.4	17.4	20.2
4. 3 to 5 days	15.9	13.2	18.9	16.6	7.9	15.9	15.2	12.9	20.6	16.4	13.5	14.6	19.4	16.4	15.5	12.1
5. 6 to 9 days	5.7	4.7	6.7	6.9	3.4	7.7	4.8	4.0	7.9	6.3	2.2	3.4	5.4	9.4	12.9	18.4
6. 10 to 19 days	2.5	2.4	2.6	2.9	2.4	2.7	2.4	2.3	2.7	2.5	1.9	1.9	2.4	7.0	1.6	6.1
7. 20+ days	1.0	1.0	0.8	0.8	2.2	1.5	1.4	0.9	0.4	0.9	1.4	0.7	0.9	-	2.5	-
<i>Item 21320 Subject T01</i>	<i>N 2035</i>	<i>970</i>	<i>1025</i>	<i>1215</i>	<i>250</i>	<i>305</i>	<i>522</i>	<i>705</i>	<i>504</i>	<i>1727</i>	<i>273</i>	<i>1018</i>	<i>524</i>	<i>171</i>	<i>251</i>	<i>21</i>



## DESCRIPTIVE RESULTS: 2011

99

QUESTIONNAIRE FORM 1 2011	TOTAL	SEX		RACE		REGION				COLLEGE PLANS?		ILLICIT DRUG USE: LIFETIME				
		M	F	White	Black	NE	NC	S	W	Yes	No	None	Mari- juana Only	Few Pills	More Pills	Any Her- oin
<i>N (Weighted No. of Cases):</i>	2476	1122	1139	1345	300	432	579	898	567	1875	304	1144	637	205	320	28
<i>% of Weighted Total:</i>	100.0	45.3	46.0	54.3	12.1	17.4	23.4	36.3	22.9	75.7	12.3	46.2	25.7	8.3	12.9	1.1
<b>D015C:</b> Trouble with sinus congestion, runny nose, or sneezing																
1. None	28.7	34.3	22.4	23.9	40.3	23.3	28.5	32.2	27.2	27.4	33.9	32.6	24.9	27.6	21.5	19.7
2. One day	11.2	11.5	10.8	10.4	8.0	10.2	10.7	11.1	12.5	10.8	13.6	10.1	12.7	10.8	12.0	9.2
3. Two days	12.4	12.3	12.7	13.9	10.6	15.1	13.0	11.6	11.4	12.2	15.1	12.7	12.7	15.1	9.3	15.1
4. 3 to 5 days	21.0	18.1	24.4	21.4	18.1	24.0	22.0	19.7	19.9	22.2	15.2	19.6	26.0	14.4	19.5	21.8
5. 6 to 9 days	12.8	10.7	15.1	15.1	7.8	14.3	13.1	10.9	14.2	13.6	8.1	12.0	10.8	20.0	16.6	21.4
6. 10 to 19 days	7.8	6.7	9.0	9.1	9.3	8.5	6.5	6.9	10.0	7.8	7.9	6.9	8.2	6.7	11.8	8.3
7. 20+ days	6.0	6.5	5.6	6.2	5.9	4.6	6.1	7.6	4.8	6.1	6.2	6.1	4.8	5.4	9.4	4.4
<i>Item 21330 Subject T01</i>	<i>N</i>	<i>2035</i>	<i>969</i>	<i>1026</i>	<i>1212</i>	<i>252</i>	<i>304</i>	<i>521</i>	<i>703</i>	<i>1728</i>	<i>273</i>	<i>1019</i>	<i>524</i>	<i>170</i>	<i>250</i>	<i>21</i>
<b>D015D:</b> Coughing spells																
1. None	57.6	58.9	55.6	54.2	62.5	54.7	56.1	62.1	54.5	57.3	58.7	63.2	53.8	46.3	47.9	34.0
2. One day	11.9	11.3	12.5	12.6	8.8	15.0	10.7	11.2	12.0	12.0	11.2	11.2	12.5	12.3	14.3	18.4
3. Two days	10.5	10.7	10.5	11.4	12.3	9.3	10.9	11.5	9.3	10.2	12.4	10.0	12.2	11.8	8.2	17.7
4. 3 to 5 days	9.5	9.3	9.9	9.7	6.7	8.1	12.7	6.1	11.8	9.5	9.4	8.4	11.5	10.7	9.6	9.6
5. 6 to 9 days	5.5	4.4	6.5	6.0	4.9	5.4	3.7	5.9	6.6	5.9	3.1	3.7	5.1	12.0	8.8	17.0
6. 10 to 19 days	3.2	3.0	3.4	3.9	1.7	4.6	3.3	1.8	4.1	3.2	3.0	2.2	3.2	6.8	5.0	3.2
7. 20+ days	2.0	2.3	1.6	2.3	3.0	2.8	2.5	1.5	1.6	1.9	2.3	1.4	1.7	-	6.3	-
<i>Item 21340 Subject T01</i>	<i>N</i>	<i>2027</i>	<i>964</i>	<i>1023</i>	<i>1208</i>	<i>250</i>	<i>301</i>	<i>520</i>	<i>701</i>	<i>1722</i>	<i>271</i>	<i>1015</i>	<i>521</i>	<i>168</i>	<i>250</i>	<i>21</i>
<b>D015E:</b> Chest colds																
1. None	75.9	77.9	74.1	72.6	78.4	72.9	73.0	80.8	73.9	76.0	75.4	79.7	74.4	68.0	69.0	54.6
2. One day	7.9	8.0	7.7	9.1	5.8	5.6	9.1	6.7	9.8	7.8	8.5	7.5	8.1	11.8	6.8	26.4
3. Two days	5.8	5.8	5.7	6.4	4.8	8.5	6.2	4.6	5.3	5.8	6.2	4.8	6.2	4.6	9.4	5.4
4. 3 to 5 days	5.9	5.0	6.7	6.8	4.6	6.2	7.4	3.9	6.8	6.0	4.7	4.5	6.8	11.1	5.8	9.8
5. 6 to 9 days	2.5	1.8	3.3	3.1	2.9	4.1	1.3	2.1	3.4	2.5	2.0	1.5	2.9	3.8	5.0	-
6. 10 to 19 days	1.3	0.9	1.7	1.3	2.1	1.5	2.0	0.9	0.8	1.2	1.8	1.2	1.1	0.7	2.0	3.8
7. 20+ days	0.8	0.6	0.7	0.6	1.4	1.2	0.8	1.0	0.1	0.7	1.4	0.7	0.5	-	2.0	-
<i>Item 21350 Subject T01</i>	<i>N</i>	<i>2022</i>	<i>963</i>	<i>1019</i>	<i>1203</i>	<i>250</i>	<i>298</i>	<i>521</i>	<i>697</i>	<i>1715</i>	<i>271</i>	<i>1015</i>	<i>518</i>	<i>169</i>	<i>249</i>	<i>20</i>
<b>D015F:</b> Coughing up phlegm or blood																
1. None	79.2	79.6	78.9	77.6	81.7	76.0	78.4	83.3	76.3	79.0	80.0	82.8	78.8	78.8	66.9	55.2
2. One day	5.0	4.5	5.3	5.0	4.8	6.6	6.0	4.6	3.4	5.5	2.2	5.1	4.7	6.0	4.1	12.6
3. Two days	4.5	4.0	4.9	5.3	2.7	6.4	3.9	3.4	5.5	4.3	5.5	3.6	3.8	2.6	10.0	13.9
4. 3 to 5 days	5.7	6.1	5.4	5.7	5.2	4.8	6.6	4.3	7.3	5.6	6.7	4.7	6.8	5.4	8.8	9.3
5. 6 to 9 days	2.0	1.4	2.6	2.3	2.2	1.9	1.5	1.7	3.0	2.1	1.0	1.4	2.2	3.7	2.6	2.8
6. 10 to 19 days	1.9	2.3	1.7	2.5	1.6	2.3	2.0	1.6	2.2	1.8	2.6	1.1	2.6	3.3	3.9	-
7. 20+ days	1.7	2.1	1.2	1.7	1.8	1.8	1.6	1.2	2.4	1.7	2.0	1.4	1.1	0.2	3.8	6.1
<i>Item 21360 Subject T01</i>	<i>N</i>	<i>2022</i>	<i>961</i>	<i>1021</i>	<i>1203</i>	<i>250</i>	<i>300</i>	<i>520</i>	<i>698</i>	<i>1717</i>	<i>270</i>	<i>1011</i>	<i>519</i>	<i>168</i>	<i>250</i>	<i>20</i>
<b>D015G:</b> Shortness of breath when you were not exercising																
1. None	80.2	82.8	77.8	79.0	80.4	78.3	79.4	80.3	81.8	80.6	77.0	84.6	79.3	73.9	69.5	59.3
2. One day	7.1	7.3	7.0	7.1	7.5	7.2	9.2	6.4	5.7	7.3	6.3	6.3	8.6	11.6	5.3	4.5
3. Two days	4.2	2.8	5.4	5.4	2.1	4.9	2.9	5.0	4.1	4.2	4.7	3.5	3.2	1.3	9.1	25.5
4. 3 to 5 days	3.6	2.9	4.3	3.5	3.1	3.2	4.6	3.2	3.4	3.7	3.1	2.5	5.1	3.0	5.6	3.7
5. 6 to 9 days	2.5	1.9	3.1	2.7	3.0	3.5	1.8	2.7	2.3	2.1	5.1	1.7	2.1	6.4	3.3	3.3
6. 10 to 19 days	1.0	0.7	1.4	1.1	1.8	0.7	1.1	0.9	1.3	0.9	1.2	0.4	0.7	1.6	3.5	3.8
7. 20+ days	1.4	1.5	1.1	1.2	2.2	2.2	1.0	1.3	1.4	1.2	2.5	0.9	1.0	2.1	3.7	-
<i>Item 21370 Subject T01</i>	<i>N</i>	<i>2025</i>	<i>961</i>	<i>1024</i>	<i>1206</i>	<i>251</i>	<i>300</i>	<i>520</i>	<i>700</i>	<i>1720</i>	<i>270</i>	<i>1012</i>	<i>521</i>	<i>170</i>	<i>250</i>	<i>20</i>
<b>D015H:</b> Wheezing or gasping																
1. None	86.1	86.6	85.7	86.4	83.4	82.5	87.0	87.9	84.6	86.2	85.2	90.0	83.4	83.9	79.5	71.2
2. One day	4.9	4.4	5.2	4.6	6.5	5.4	4.9	5.0	4.5	5.1	3.8	4.7	5.7	7.0	3.0	-
3. Two days	3.5	3.7	3.2	3.8	3.1	6.3	3.5	2.2	3.6	3.4	4.1	2.4	5.0	2.9	3.2	15.2
4. 3 to 5 days	2.7	1.9	3.4	2.6	2.4	1.4	2.5	2.2	4.3	2.8	2.4	1.4	4.1	1.9	5.3	7.0
5. 6 to 9 days	1.2	0.8	1.4	1.1	2.7	0.9	0.6	1.8	1.0	0.9	2.6	0.6	0.6	3.5	2.4	6.6
6. 10 to 19 days	0.8	1.0	0.7	0.8	0.5	0.8	0.8	0.2	1.7	0.8	0.5	0.5	0.4	0.8	3.5	-
7. 20+ days	0.9	1.5	0.2	0.8	1.5	2.7	0.8	0.8	0.2	0.8	1.4	0.5	0.9	-	3.2	-
<i>Item 21380 Subject T01</i>	<i>N</i>	<i>2021</i>	<i>963</i>	<i>1019</i>	<i>1204</i>	<i>251</i>	<i>296</i>	<i>519</i>	<i>701</i>	<i>1719</i>	<i>270</i>	<i>1014</i>	<i>521</i>	<i>165</i>	<i>248</i>	<i>20</i>



QUESTIONNAIRE FORM 1 2011	TOTAL	SEX		RACE		REGION				COLLEGE PLANS?		ILLICIT DRUG USE: LIFETIME					
		M	F	White	Black	NE	NC	S	W	Yes	No	None	Mari- juana Only	Few Pills	More Pills	Any Her- oin	
<i>N (Weighted No. of Cases):</i>	2476	1122	1139	1345	300	432	579	898	567	1875	304	1144	637	205	320	28	
<i>% of Weighted Total:</i>	100.0	45.3	46.0	54.3	12.1	17.4	23.4	36.3	22.9	75.7	12.3	46.2	25.7	8.3	12.9	1.1	
<b>D015I:</b> Trouble remembering things																	
1. None	63.6	65.7	61.4	63.3	67.9	61.7	64.4	67.6	58.5	64.0	60.6	69.9	58.9	65.3	48.6	47.2	
2. One day	9.0	10.4	7.8	8.6	7.8	10.4	9.0	6.8	11.2	9.1	8.6	9.1	9.3	8.1	8.9	9.7	
3. Two days	7.4	6.4	8.5	7.3	7.7	8.7	7.6	5.7	8.7	7.3	8.2	6.4	7.0	6.7	12.4	12.0	
4. 3 to 5 days	7.1	7.1	7.0	7.1	6.1	4.2	8.1	7.7	6.9	7.1	7.0	5.9	9.0	9.0	7.3	13.4	
5. 6 to 9 days	4.8	3.1	6.3	5.2	2.4	6.2	4.3	4.4	5.1	4.3	7.5	3.0	6.8	2.8	9.4	-	
6. 10 to 19 days	2.4	1.6	3.2	2.4	1.0	2.6	2.4	1.9	3.0	2.7	0.7	1.3	4.2	1.8	3.3	5.1	
7. 20+ days	5.7	5.6	5.9	6.1	7.1	6.3	4.2	6.0	6.6	5.6	7.4	4.4	4.8	6.2	10.0	12.6	
<i>Item 21390 Subject T01</i>	<i>N</i>	<i>2015</i>	<i>958</i>	<i>1016</i>	<i>1204</i>	<i>247</i>	<i>296</i>	<i>519</i>	<i>696</i>	<i>504</i>	<i>1712</i>	<i>272</i>	<i>1008</i>	<i>520</i>	<i>166</i>	<i>248</i>	<i>21</i>
<b>D015J:</b> Difficulty thinking or concentrating																	
1. None	49.1	56.7	41.6	47.7	58.9	46.3	47.0	54.9	44.8	48.8	49.9	51.1	49.0	49.1	39.7	34.5	
2. One day	11.8	10.3	13.1	11.8	10.0	14.8	13.8	9.3	11.3	12.0	10.2	13.6	11.3	9.5	7.0	18.5	
3. Two days	11.4	10.9	11.8	11.4	11.0	9.0	12.6	10.9	12.1	11.3	12.4	12.3	9.0	12.3	12.1	12.4	
4. 3 to 5 days	11.1	9.7	12.5	10.6	8.4	11.4	12.0	8.9	12.9	11.4	9.2	10.1	13.3	9.0	12.7	3.6	
5. 6 to 9 days	5.2	3.2	7.2	5.6	2.5	7.5	4.5	2.9	7.8	5.3	5.0	3.6	6.5	2.0	12.5	2.8	
6. 10 to 19 days	5.5	4.0	6.9	6.1	4.8	5.4	5.2	6.3	4.8	5.2	7.6	5.3	4.4	9.8	5.8	9.5	
7. 20+ days	6.0	5.1	6.8	6.8	4.4	5.7	5.0	6.8	6.2	6.0	5.8	4.0	6.6	8.3	10.2	18.7	
<i>Item 21400 Subject T01</i>	<i>N</i>	<i>2024</i>	<i>961</i>	<i>1022</i>	<i>1203</i>	<i>251</i>	<i>300</i>	<i>518</i>	<i>702</i>	<i>504</i>	<i>1717</i>	<i>272</i>	<i>1013</i>	<i>518</i>	<i>170</i>	<i>250</i>	<i>21</i>
<b>D015K:</b> Trouble learning new things																	
1. None	68.9	74.4	64.0	68.7	75.5	69.9	66.6	70.3	68.7	69.5	65.2	72.1	67.0	67.6	61.4	33.7	
2. One day	10.6	10.0	11.2	10.6	6.4	12.4	10.7	10.0	10.1	10.3	12.2	9.8	12.5	10.9	11.1	9.7	
3. Two days	7.7	4.8	10.1	7.5	7.7	4.2	9.0	7.7	8.6	7.7	8.5	7.2	7.0	7.2	10.6	25.8	
4. 3 to 5 days	5.5	4.7	6.4	5.3	4.0	5.5	6.8	3.9	6.6	5.7	4.4	5.0	7.8	1.9	5.9	5.9	
5. 6 to 9 days	2.8	1.7	3.8	2.5	2.5	3.5	2.6	3.0	2.1	2.6	2.8	2.0	3.1	5.9	3.6	2.8	
6. 10 to 19 days	2.3	2.4	2.3	3.0	0.7	2.2	2.4	2.5	2.1	2.1	3.9	1.6	1.6	4.4	3.4	12.9	
7. 20+ days	2.2	2.1	2.2	2.4	3.2	2.4	1.9	2.6	1.8	2.1	3.0	2.2	1.0	2.1	4.0	9.2	
<i>Item 21410 Subject T01</i>	<i>N</i>	<i>2020</i>	<i>961</i>	<i>1019</i>	<i>1201</i>	<i>250</i>	<i>299</i>	<i>517</i>	<i>702</i>	<i>501</i>	<i>1714</i>	<i>271</i>	<i>1008</i>	<i>520</i>	<i>170</i>	<i>249</i>	<i>21</i>
<b>D015L:</b> Trouble sleeping																	
1. None	45.5	54.3	36.8	41.7	57.5	44.9	42.4	51.1	41.1	44.7	48.2	52.2	43.9	37.1	26.8	19.4	
2. One day	10.8	10.1	11.4	10.8	10.9	11.1	12.4	10.3	9.6	11.3	8.4	10.9	11.9	11.3	9.0	11.9	
3. Two days	10.5	7.8	13.4	12.3	6.4	12.5	10.9	9.3	10.7	11.1	7.9	10.0	10.1	11.7	14.5	5.6	
4. 3 to 5 days	10.3	8.2	12.1	10.0	8.9	8.1	12.1	9.5	10.9	10.6	9.0	8.1	13.2	11.9	11.5	3.9	
5. 6 to 9 days	8.9	7.9	9.9	9.1	6.3	9.7	8.2	7.8	10.5	8.2	12.2	6.4	11.1	11.0	12.5	26.1	
6. 10 to 19 days	5.5	4.1	6.9	6.9	1.7	3.5	7.4	3.4	7.5	5.4	5.5	5.6	4.5	5.0	7.6	14.0	
7. 20+ days	8.6	7.6	9.4	9.1	8.3	10.3	6.6	8.5	9.7	8.7	8.8	6.8	5.4	11.9	18.1	19.2	
<i>Item 21420 Subject T01</i>	<i>N</i>	<i>2020</i>	<i>964</i>	<i>1017</i>	<i>1201</i>	<i>250</i>	<i>297</i>	<i>520</i>	<i>701</i>	<i>503</i>	<i>1715</i>	<i>271</i>	<i>1009</i>	<i>520</i>	<i>170</i>	<i>249</i>	<i>20</i>
<b>D015M:</b> Trouble getting started in the morning																	
1. None	40.9	47.5	34.4	38.0	53.8	35.3	40.0	45.2	39.2	39.4	48.1	45.4	38.0	39.1	27.0	16.0	
2. One day	8.0	9.1	6.8	8.4	8.1	8.4	7.9	7.6	8.4	8.1	7.2	8.4	7.1	10.5	8.5	7.2	
3. Two days	8.9	8.7	9.0	8.2	7.5	12.8	6.3	8.2	10.1	9.4	5.7	10.4	7.9	7.0	7.3	15.1	
4. 3 to 5 days	12.6	10.4	15.1	13.1	11.5	12.9	15.3	10.2	13.1	13.3	8.8	12.0	13.8	8.1	14.1	18.1	
5. 6 to 9 days	7.9	5.3	10.5	8.4	4.3	7.8	8.8	6.7	8.8	8.1	7.7	8.0	8.5	4.2	10.1	5.0	
6. 10 to 19 days	5.9	4.5	7.3	6.6	2.4	5.9	6.5	5.2	6.2	6.0	5.3	5.8	5.7	5.7	7.5	13.8	
7. 20+ days	15.8	14.4	17.0	17.4	12.4	16.9	15.3	16.8	14.1	15.6	17.2	10.1	18.9	25.4	25.6	24.7	
<i>Item 21430 Subject T01</i>	<i>N</i>	<i>2023</i>	<i>961</i>	<i>1021</i>	<i>1205</i>	<i>249</i>	<i>299</i>	<i>519</i>	<i>701</i>	<i>503</i>	<i>1717</i>	<i>271</i>	<i>1010</i>	<i>521</i>	<i>170</i>	<i>249</i>	<i>21</i>
<b>D015N:</b> Stayed home most or all of a day because you were not feeling well																	
1. None	63.4	71.0	56.2	63.3	65.3	62.7	65.9	65.6	58.2	62.5	69.9	68.0	59.4	62.7	52.9	39.8	
2. One day	15.5	11.5	19.4	15.2	16.7	16.7	15.2	16.4	13.9	16.2	11.6	14.9	17.3	13.2	18.0	4.0	
3. Two days	10.7	9.6	11.7	11.3	7.4	9.0	10.4	9.7	13.6	11.3	7.0	9.7	9.6	10.6	16.2	27.7	
4. 3 to 5 days	6.4	4.4	8.5	6.6	4.0	5.0	6.4	4.2	10.4	6.7	5.1	5.0	8.6	7.4	7.3	17.2	
5. 6 to 9 days	2.0	1.3	2.7	2.4	1.7	2.0	1.6	2.2	2.1	1.7	3.6	0.9	3.6	2.6	2.1	7.7	
6. 10 to 19 days	0.3	0.3	0.4	0.2	0.6	0.3	0.3	0.4	0.3	0.3	0.3	0.1	0.3	0.9	0.5	-	
7. 20+ days	1.6	1.9	1.2	1.1	4.2	4.2	0.2	1.5	1.5	1.3	2.4	1.3	1.2	2.6	2.8	3.7	
<i>Item 21440 Subject T01</i>	<i>N</i>	<i>2026</i>	<i>962</i>	<i>1023</i>	<i>1206</i>	<i>250</i>	<i>298</i>	<i>522</i>	<i>701</i>	<i>505</i>	<i>1719</i>	<i>270</i>	<i>1012</i>	<i>523</i>	<i>168</i>	<i>249</i>	<i>19</i>
<b>D016:</b> In the LAST 12 MONTHS, how many times (if any) have you seen a doctor or other professional for each of the following?																	



# DESCRIPTIVE RESULTS: 2011

101

QUESTIONNAIRE FORM 1 2011	TOTAL	SEX		RACE		REGION				COLLEGE PLANS?		ILLICIT DRUG USE: LIFETIME				
		M	F	White	Black	NE	NC	S	W	Yes	No	None	Mari- juana Only	Few Pills	More Pills	Any Her- oin
<i>N (Weighted No. of Cases):</i>	2476	1122	1139	1345	300	432	579	898	567	1875	304	1144	637	205	320	28
<i>% of Weighted Total:</i>	100.0	45.3	46.0	54.3	12.1	17.4	23.4	36.3	22.9	75.7	12.3	46.2	25.7	8.3	12.9	1.1
<b>D016A:</b> For a routine physical check-up																
1. None	40.5	45.4	35.7	39.5	40.1	28.2	42.1	44.1	41.4	38.8	52.6	42.0	37.0	45.6	36.1	55.0
2. Once	38.3	36.3	40.5	42.4	26.7	48.6	40.8	31.7	39.0	40.5	26.7	40.5	39.8	35.0	33.3	28.2
3. Twice	14.9	14.5	15.4	13.0	21.3	19.3	10.9	15.8	15.0	14.8	14.2	12.8	17.2	12.0	19.6	13.4
4. 3 to 5 times	4.9	3.0	6.6	3.8	10.2	3.8	4.8	6.3	3.5	4.4	6.2	4.2	5.5	6.0	5.4	3.4
5. 6 to 9 times	0.5	0.5	0.6	0.5	1.1	-	0.8	0.6	0.5	0.6	-	0.4	0.1	1.1	1.0	-
6. 10+ times	0.8	0.3	1.3	0.8	0.6	-	0.6	1.5	0.6	0.9	0.4	0.2	0.4	0.4	4.6	-
<i>Item 21450 Subject T04</i>	<i>N</i>	<i>2070</i>	<i>983</i>	<i>1035</i>	<i>1216</i>	<i>308</i>	<i>527</i>	<i>720</i>	<i>514</i>	<i>1742</i>	<i>278</i>	<i>1028</i>	<i>529</i>	<i>172</i>	<i>258</i>	<i>22</i>
<b>D016B:</b> For an injury suffered in a fight, assault, or auto accident																
1. None	92.7	92.5	93.5	93.7	88.9	93.7	93.2	91.6	93.0	93.4	89.3	94.9	91.0	95.2	87.4	77.4
2. Once	4.7	5.0	4.2	3.9	7.2	3.8	5.2	5.0	4.3	4.4	6.5	3.0	6.3	3.7	7.8	22.6
3. Twice	1.2	1.0	1.3	1.1	1.7	0.9	1.1	1.5	1.1	1.0	2.1	1.3	1.2	0.4	1.8	-
4. 3 to 5 times	0.7	0.7	0.7	0.9	0.3	0.5	0.5	1.0	0.8	0.7	0.6	0.3	1.1	0.2	1.9	-
5. 6 to 9 times	0.3	0.5	0.1	0.4	0.3	0.3	-	0.5	0.4	0.2	0.8	0.3	0.2	-	0.8	-
6. 10+ times	0.3	0.3	0.2	0.1	1.6	0.8	-	0.3	0.3	0.2	0.7	0.3	0.2	0.4	0.3	-
<i>Item 21460 Subject T04</i>	<i>N</i>	<i>2060</i>	<i>981</i>	<i>1027</i>	<i>1212</i>	<i>302</i>	<i>528</i>	<i>719</i>	<i>512</i>	<i>1736</i>	<i>278</i>	<i>1028</i>	<i>524</i>	<i>168</i>	<i>256</i>	<i>22</i>
<b>D016C:</b> For any other accidental injury																
1. None	84.0	82.7	85.6	83.9	86.6	82.9	84.9	84.7	82.5	84.8	81.3	84.9	86.3	81.6	79.0	75.3
2. Once	7.9	9.2	6.7	7.7	7.2	7.9	7.2	8.1	8.3	7.7	10.1	8.0	7.1	7.3	9.1	14.7
3. Twice	4.5	5.0	3.8	4.8	3.0	5.6	4.7	3.2	5.5	4.0	5.5	4.0	3.5	9.1	5.5	10.0
4. 3 to 5 times	2.1	1.5	2.6	2.1	1.3	1.7	1.2	2.7	2.3	2.3	1.0	1.4	2.2	1.9	4.0	-
5. 6 to 9 times	0.8	0.8	0.7	0.8	0.6	0.3	1.3	0.8	0.6	0.8	0.5	0.7	0.4	-	1.7	-
6. 10+ times	0.8	0.8	0.6	0.7	1.3	1.6	0.6	0.5	0.9	0.6	1.6	1.0	0.4	-	0.8	-
<i>Item 21470 Subject T04</i>	<i>N</i>	<i>2062</i>	<i>982</i>	<i>1028</i>	<i>1212</i>	<i>305</i>	<i>527</i>	<i>719</i>	<i>510</i>	<i>1733</i>	<i>279</i>	<i>1028</i>	<i>522</i>	<i>172</i>	<i>256</i>	<i>22</i>
<b>D016D:</b> For some physical illness or symptom																
1. None	59.8	66.8	53.0	55.2	66.8	60.9	59.3	60.7	58.5	58.4	69.0	63.4	58.3	60.0	49.0	51.4
2. Once	18.1	17.7	18.2	19.4	16.4	19.6	20.4	16.6	16.9	18.8	14.3	18.1	18.8	15.7	19.1	35.0
3. Twice	12.7	9.9	15.8	15.0	10.4	12.6	12.6	12.5	13.0	13.2	9.0	10.5	14.6	15.3	17.4	6.0
4. 3 to 5 times	6.9	3.9	9.9	7.3	5.4	5.5	5.8	7.8	7.5	7.1	5.4	6.4	6.5	6.6	7.7	7.7
5. 6 to 9 times	1.6	1.1	2.1	1.9	0.3	1.4	0.9	1.3	2.7	1.5	1.4	0.9	1.5	1.5	4.5	-
6. 10+ times	0.9	0.7	1.0	1.2	0.6	*	1.0	1.0	1.3	0.9	0.9	0.6	0.4	0.9	2.3	-
<i>Item 21480 Subject T04</i>	<i>N</i>	<i>2058</i>	<i>982</i>	<i>1025</i>	<i>1207</i>	<i>302</i>	<i>527</i>	<i>718</i>	<i>512</i>	<i>1731</i>	<i>278</i>	<i>1024</i>	<i>524</i>	<i>171</i>	<i>256</i>	<i>22</i>
<b>D016E:</b> For some emotional or psychological problem or symptom																
1. None	90.6	93.5	88.5	89.5	91.1	89.0	90.8	92.4	88.7	91.2	89.3	93.3	91.9	91.0	78.6	78.7
2. Once	3.1	2.7	3.3	3.3	3.8	2.9	3.0	3.6	2.6	2.7	4.7	2.4	3.5	1.7	5.7	12.3
3. Twice	2.8	1.4	4.1	3.2	3.3	6.4	2.0	1.7	3.1	2.8	1.8	2.0	2.8	2.8	5.5	-
4. 3 to 5 times	1.4	1.0	1.7	1.5	1.2	1.1	2.0	1.2	1.3	1.3	2.0	1.3	0.9	0.6	3.3	3.7
5. 6 to 9 times	1.0	0.8	1.2	1.3	-	-	0.8	0.4	2.8	0.9	1.5	0.4	0.7	2.8	2.8	3.2
6. 10+ times	1.1	0.6	1.2	1.2	0.6	0.6	1.5	0.7	1.5	1.1	0.6	0.6	0.2	1.0	4.2	2.1
<i>Item 21490 Subject T04</i>	<i>N</i>	<i>2056</i>	<i>974</i>	<i>1030</i>	<i>1207</i>	<i>304</i>	<i>524</i>	<i>717</i>	<i>511</i>	<i>1730</i>	<i>278</i>	<i>1028</i>	<i>519</i>	<i>172</i>	<i>256</i>	<i>22</i>
<b>D017:</b> In the LAST 12 MONTHS, how many times (if any) have you spent one or more nights in the hospital . . .																
<b>D017A:</b> . . . because of an injury																
1. None	94.6	94.1	96.1	96.0	90.6	95.5	94.8	92.6	96.6	95.3	92.3	96.5	94.8	94.8	90.5	83.0
2. Once	3.6	3.5	3.1	2.8	5.5	2.8	2.8	5.2	2.6	3.4	4.0	2.4	3.5	5.0	5.6	8.1
3. Twice	0.8	1.0	0.4	0.8	1.1	1.0	1.1	0.7	0.4	0.5	2.1	0.7	0.8	-	1.4	-
4. 3 to 5 times	0.4	0.6	0.2	0.3	1.1	0.7	0.1	0.6	0.3	0.4	0.4	0.3	0.6	0.2	-	6.8
5. 6 to 9 times	0.2	0.3	0.1	0.1	0.3	-	0.7	0.1	-	0.2	0.3	-	0.2	-	1.0	-
6. 10+ times	0.4	0.4	0.1	0.1	1.4	-	0.6	0.6	0.2	0.3	0.9	0.1	0.1	-	1.6	2.2
<i>Item 21500 Subject T04</i>	<i>N</i>	<i>2058</i>	<i>977</i>	<i>1027</i>	<i>1211</i>	<i>309</i>	<i>525</i>	<i>716</i>	<i>507</i>	<i>1732</i>	<i>276</i>	<i>1024</i>	<i>522</i>	<i>171</i>	<i>258</i>	<i>22</i>

\*=less than .05 percent.



QUESTIONNAIRE FORM 1 2011	TOTAL	SEX		RACE		REGION				COLLEGE PLANS?		ILLICIT DRUG USE: LIFETIME					
		M	F	White	Black	NE	NC	S	W	Yes	No	None	Mari- juana Only	Few Pills	More Pills	Any Her- oin	
<i>N (Weighted No. of Cases):</i>	2476	1122	1139	1345	300	432	579	898	567	1875	304	1144	637	205	320	28	
<i>% of Weighted Total:</i>	100.0	45.3	46.0	54.3	12.1	17.4	23.4	36.3	22.9	75.7	12.3	46.2	25.7	8.3	12.9	1.1	
<b>D017B:</b> . . . because of some physical illness																	
1. None	93.9	92.8	95.9	95.0	89.3	95.9	94.6	92.8	93.8	94.5	93.0	95.3	94.3	96.0	89.2	91.6	
2. Once	3.5	4.2	2.5	3.3	4.7	2.3	2.7	4.4	3.8	3.6	2.3	3.2	3.5	3.8	4.1	-	
3. Twice	1.0	1.0	0.9	0.7	3.1	0.7	0.8	1.0	1.5	0.8	1.5	0.8	0.7	0.2	2.7	-	
4. 3 to 5 times	0.7	0.9	0.4	0.6	0.8	0.5	0.4	1.1	0.6	0.5	1.6	0.5	1.4	-	0.4	3.5	
5. 6 to 9 times	0.5	0.9	0.1	0.3	0.7	0.3	1.4	0.1	0.1	0.4	1.1	-	0.2	-	3.0	-	
6. 10+ times	0.3	0.3	0.1	-	1.5	0.4	0.1	0.6	0.2	0.3	0.4	0.2	-	-	0.7	4.9	
<i>Item 21510 Subject T04</i>	<i>N</i>	<i>2041</i>	<i>967</i>	<i>1019</i>	<i>1203</i>	<i>252</i>	<i>305</i>	<i>525</i>	<i>707</i>	<i>503</i>	<i>1715</i>	<i>274</i>	<i>1019</i>	<i>515</i>	<i>171</i>	<i>253</i>	<i>22</i>
<b>D018:</b> Overall, relative to other people your age, do you think your physical health over the past year has been . . .																	
1. Much poorer than average	7.1	6.4	7.5	7.0	9.0	6.1	6.9	6.1	9.1	6.1	12.1	6.1	5.2	7.6	11.3	25.7	
2. Somewhat poorer than average	12.2	11.1	13.4	11.9	12.4	13.2	10.9	11.7	13.6	11.9	14.2	10.5	14.3	13.4	13.4	18.3	
3. About average	40.9	33.7	48.3	40.5	37.7	45.2	39.3	42.2	38.4	40.6	44.6	40.5	42.4	40.2	38.7	34.0	
4. Somewhat better than average	22.5	24.7	20.1	21.9	23.8	20.3	23.9	23.0	21.6	23.5	16.1	23.4	21.1	27.1	22.8	11.6	
5. Much better than average	17.3	24.1	10.7	18.8	17.0	15.1	19.0	17.0	17.3	17.9	13.1	19.6	16.8	11.7	13.9	10.4	
<i>Item 21520 Subject T01</i>	<i>N</i>	<i>2038</i>	<i>972</i>	<i>1020</i>	<i>1201</i>	<i>254</i>	<i>299</i>	<i>521</i>	<i>708</i>	<i>510</i>	<i>1728</i>	<i>270</i>	<i>1016</i>	<i>522</i>	<i>166</i>	<i>254</i>	<i>22</i>
<b>D019:</b> What is your current height (in feet and inches) without shoes?																	
01. 4'5" or less	1.1	1.1	0.9	0.4	1.5	1.6	1.3	0.9	0.9	0.7	2.9	0.9	0.8	-	3.1	-	
02. 4'6"	0.2	0.1	0.3	0.1	0.3	-	-	0.2	0.4	0.2	-	0.1	0.4	-	0.3	-	
03. 4'7"	0.1	-	0.1	0.1	-	-	0.3	-	-	0.1	-	0.1	-	-	-	-	
04. 4'8"	0.2	0.3	0.1	0.1	-	-	-	0.5	0.2	0.2	-	0.1	-	-	1.3	-	
05. 4'9"	*	-	0.1	0.1	-	-	-	0.1	-	*	-	-	-	0.4	-	-	
06. 4'10"	0.2	-	0.5	0.1	0.4	0.5	0.1	0.2	0.4	0.3	-	0.4	0.2	-	-	-	
07. 4'11"	0.9	0.1	1.7	0.5	1.1	1.4	0.6	1.0	0.9	1.1	-	0.6	1.8	-	1.5	-	
08. 5'0"	1.7	0.2	3.1	1.2	1.8	2.1	1.9	1.1	2.3	2.0	0.7	1.7	1.2	1.4	3.1	-	
09. 5'1"	3.3	0.2	6.1	2.5	3.3	3.6	2.1	4.5	2.6	3.0	5.3	4.5	2.5	2.1	1.2	-	
10. 5'2"	5.1	0.3	9.8	3.8	5.0	5.2	3.9	5.5	5.8	5.5	3.0	5.6	5.6	4.8	3.7	3.0	
11. 5'3"	6.2	0.8	11.7	6.8	4.3	5.4	5.0	5.0	9.6	6.2	7.6	6.3	5.7	4.3	8.8	7.8	
12. 5'4"	8.2	1.4	15.0	6.9	11.9	6.7	5.3	9.9	10.0	8.8	5.2	8.6	7.8	4.5	10.7	8.5	
13. 5'5"	7.7	3.0	12.0	7.2	6.6	9.4	4.2	9.0	8.3	7.4	8.9	8.4	6.9	5.0	8.0	12.8	
14. 5'6"	8.0	3.4	12.7	7.3	10.3	8.5	8.3	8.8	6.3	8.3	6.8	7.6	10.3	6.7	6.2	-	
15. 5'7"	8.0	5.8	10.4	8.4	9.3	14.4	6.7	6.4	7.9	8.3	6.1	8.9	6.5	5.9	8.9	6.1	
16. 5'8"	6.7	8.1	5.0	6.0	6.9	6.8	6.8	7.1	6.1	6.8	7.0	5.9	6.4	11.8	8.1	2.8	
17. 5'9"	6.1	8.3	4.1	6.6	4.5	6.8	5.9	6.0	5.9	6.2	5.8	5.7	5.7	10.1	5.8	9.2	
18. 5'10"	7.7	12.9	2.9	8.2	5.3	5.9	8.9	5.9	9.9	7.7	6.5	7.5	7.5	7.3	8.9	5.9	
19. 5'11"	7.4	12.8	2.2	8.7	5.8	6.0	9.2	6.3	8.0	7.6	5.9	7.6	9.0	6.3	4.5	10.0	
20. 6'0"	7.5	14.4	1.1	8.7	8.0	6.4	9.8	8.2	4.5	7.2	8.8	6.6	9.2	14.0	3.6	3.0	
21. 6'1"	4.6	9.1	-	6.1	3.1	3.4	6.8	4.1	3.6	4.0	8.6	4.2	3.8	7.5	4.5	14.1	
22. 6'2"	3.7	7.6	-	4.3	3.2	2.3	5.1	3.4	3.6	3.6	3.8	3.7	4.3	4.5	1.6	5.4	
23. 6'3"	1.8	3.7	-	2.6	1.6	1.6	3.2	1.3	1.3	1.7	2.1	2.1	1.9	-	1.7	4.3	
24. 6'4"	1.3	2.5	0.1	1.4	2.6	1.4	1.8	1.5	0.5	1.4	0.4	1.1	2.3	0.9	0.8	-	
25. 6'5"	0.7	1.5	*	0.9	1.4	0.2	0.8	1.3	0.1	0.6	1.4	0.8	0.2	2.3	0.6	-	
26. 6'6"	0.5	1.0	-	0.8	0.4	-	0.9	0.5	0.3	0.4	1.2	0.8	-	-	0.6	-	
27. 6'7" or more	1.0	1.3	0.1	0.3	1.4	0.5	1.0	1.4	0.7	0.7	2.0	0.4	0.1	0.2	2.6	7.4	
<i>Item 22155 Subject T03</i>	<i>N</i>	<i>2087</i>	<i>988</i>	<i>1037</i>	<i>1218</i>	<i>263</i>	<i>313</i>	<i>529</i>	<i>731</i>	<i>513</i>	<i>1746</i>	<i>281</i>	<i>1034</i>	<i>532</i>	<i>169</i>	<i>258</i>	<i>26</i>



DESCRIPTIVE RESULTS: 2011

103

QUESTIONNAIRE FORM 1 2011	TOTAL	SEX		RACE		REGION				COLLEGE PLANS?		ILLCIT DRUG USE: LIFETIME					
		M	F	White	Black	NE	NC	S	W	Yes	No	None	Mari- juana Only	Few Pills	More Pills	Any Her- oin	
<i>N (Weighted No. of Cases):</i>	2476	1122	1139	1345	300	432	579	898	567	1875	304	1144	637	205	320	28	
<i>% of Weighted Total:</i>	100.0	45.3	46.0	54.3	12.1	17.4	23.4	36.3	22.9	75.7	12.3	46.2	25.7	8.3	12.9	1.1	
<b>D020:</b> What is your current weight (in pounds) without shoes or clothing?																	
01. 80 lbs. or less	0.6	0.7	0.4	0.1	1.8	1.2	0.7	0.8	0.1	0.5	1.5	0.7	-	-	1.0	1.9	
02. 81-85	*	0.1	-	-	-	0.2	-	-	-	*	-	-	-	-	-	2.2	
03. 86-90	0.1	-	0.3	0.2	-	0.3	-	0.3	-	0.2	-	0.2	0.2	-	-	-	
04. 91-95	0.7	*	1.3	0.4	0.3	0.8	0.5	0.5	1.0	0.7	0.5	0.6	0.4	2.3	0.6	-	
05. 96-100	0.9	-	1.8	0.6	1.0	0.1	0.7	1.2	1.2	0.9	1.2	1.4	0.5	-	0.6	-	
06. 101-105	2.3	0.5	4.0	1.8	4.5	3.6	1.1	2.9	1.8	2.2	2.8	3.0	0.7	0.8	3.9	2.6	
07. 106-110	2.5	0.4	4.6	1.8	2.1	2.7	1.7	2.4	3.5	2.8	1.0	2.8	1.1	3.0	3.9	-	
08. 111-115	4.8	0.4	9.1	4.7	5.0	6.4	3.1	5.0	5.1	5.2	3.1	4.7	3.9	3.0	7.3	6.5	
09. 116-120	5.4	1.6	8.9	4.9	7.5	5.7	4.0	6.3	5.5	5.6	5.0	5.5	6.1	3.8	5.2	-	
10. 121-125	7.3	3.0	11.7	7.1	4.4	9.2	4.3	7.1	9.4	7.8	4.8	8.8	7.0	4.0	4.5	10.2	
11. 126-130	6.3	4.6	8.0	6.8	4.2	5.0	6.4	7.1	5.8	6.6	4.9	7.5	5.1	7.2	4.1	5.0	
12. 131-135	5.1	3.7	6.7	5.3	2.7	6.5	3.7	4.9	6.1	5.2	4.8	5.8	4.4	2.9	5.7	2.8	
13. 136-140	6.0	5.5	6.8	6.0	4.0	6.0	7.1	4.9	6.6	6.4	3.8	6.5	6.2	5.8	5.3	-	
14. 141-150	10.1	12.0	8.2	10.2	10.4	11.8	8.8	9.2	11.5	10.2	8.9	8.8	12.1	12.8	9.4	2.9	
15. 151-160	11.1	14.4	7.8	12.4	7.7	9.7	15.2	8.8	10.8	10.9	11.7	10.0	12.4	13.4	11.6	20.9	
16. 161-170	8.9	11.5	6.2	9.4	7.4	8.2	9.9	9.1	7.8	9.0	8.2	9.6	8.0	10.0	8.7	6.8	
17. 171-180	7.4	10.7	4.1	8.1	9.9	4.6	7.9	7.9	7.7	6.9	10.1	5.8	8.9	8.7	7.7	6.4	
18. 181-190	4.4	6.1	2.7	4.4	7.0	5.0	5.2	5.0	2.6	4.2	5.2	4.5	5.1	4.3	2.3	1.8	
19. 191-200	3.1	4.8	1.6	3.1	2.6	2.1	4.3	3.1	2.3	2.8	4.9	3.0	4.0	4.5	0.6	5.0	
20. 201-210	3.1	3.8	2.3	3.3	2.3	3.1	4.4	2.4	2.9	3.0	2.3	2.5	2.2	6.1	5.0	14.5	
21. 211-220	3.1	5.0	1.3	3.5	2.2	1.5	3.2	3.9	2.9	2.9	4.9	3.0	3.4	2.9	3.4	-	
22. 221-230	1.2	1.5	0.9	1.2	1.8	1.2	1.1	1.3	1.1	1.0	2.4	1.3	1.1	-	1.9	3.0	
23. 231-240	0.8	1.0	0.4	0.5	1.9	0.5	0.4	1.1	0.7	0.5	1.5	0.8	0.9	-	0.4	-	
24. 241-250	0.8	1.6	0.1	0.7	0.4	0.2	1.1	0.9	0.6	0.8	0.5	0.6	0.9	1.5	1.1	-	
25. 251-260	1.4	2.7	0.1	1.6	2.4	1.9	1.5	1.6	0.6	1.2	2.1	1.0	2.3	0.5	1.3	-	
26. 261 lbs. or more	2.6	4.4	0.8	1.9	6.2	2.4	3.5	2.5	2.2	2.4	4.0	1.4	3.0	2.5	4.4	7.4	
<i>Item 22165 Subject T03</i>	<i>N</i>	<i>2070</i>	<i>982</i>	<i>1029</i>	<i>1206</i>	<i>261</i>	<i>310</i>	<i>525</i>	<i>722</i>	<i>513</i>	<i>1735</i>	<i>277</i>	<i>1025</i>	<i>528</i>	<i>170</i>	<i>254</i>	<i>26</i>
<b>D021:</b> Individuals differ in whether or not they disapprove of people doing certain things. Do YOU disapprove of people (who are 18 or older) doing each of the following?																	
<b>D021A:</b> Smoking one or more packs of cigarettes per day																	
1. Don't disapprove	27.3	32.4	22.2	27.0	29.5	30.5	28.8	26.2	25.5	24.6	43.5	18.0	34.1	34.2	44.6	55.2	
2. Disapprove	35.6	35.0	36.6	37.2	26.8	34.7	37.9	32.4	38.3	36.3	31.1	35.5	36.8	36.7	34.1	20.4	
3. Strongly disapprove	37.0	32.6	41.1	35.8	43.7	34.8	33.2	41.4	36.3	39.0	25.4	46.6	29.0	29.1	21.3	24.4	
<i>Item 8560 Subject A11a</i>	<i>N</i>	<i>2041</i>	<i>963</i>	<i>1022</i>	<i>1194</i>	<i>253</i>	<i>300</i>	<i>528</i>	<i>708</i>	<i>505</i>	<i>1711</i>	<i>274</i>	<i>1021</i>	<i>517</i>	<i>168</i>	<i>251</i>	<i>21</i>
<b>D021B:</b> Trying marijuana once or twice																	
1. Don't disapprove	49.7	51.8	48.0	51.7	44.8	59.0	53.4	43.2	49.4	50.0	48.5	25.6	78.8	69.3	72.9	72.1	
2. Disapprove	24.0	24.2	23.8	23.9	22.1	23.6	22.5	24.6	25.1	23.9	24.2	31.7	13.8	17.8	19.9	12.6	
3. Strongly disapprove	26.3	24.0	28.2	24.4	33.1	17.4	24.2	32.2	25.5	26.0	27.3	42.7	7.5	12.9	7.2	15.4	
<i>Item 8570 Subject A11a</i>	<i>N</i>	<i>2033</i>	<i>963</i>	<i>1018</i>	<i>1195</i>	<i>252</i>	<i>296</i>	<i>526</i>	<i>706</i>	<i>505</i>	<i>1711</i>	<i>273</i>	<i>1021</i>	<i>517</i>	<i>164</i>	<i>253</i>	<i>21</i>
<b>D021C:</b> Smoking marijuana occasionally																	
1. Don't disapprove	40.9	43.8	38.1	42.5	42.1	47.9	42.5	37.2	40.1	40.8	42.4	17.8	66.6	62.6	64.4	72.1	
2. Disapprove	25.9	26.8	25.0	25.3	21.6	27.5	27.5	23.1	27.0	25.3	27.1	30.2	21.8	20.7	20.0	18.6	
3. Strongly disapprove	33.3	29.4	36.9	32.2	36.3	24.6	30.0	39.7	32.9	33.8	30.5	52.0	11.6	16.8	15.5	9.4	
<i>Item 8580 Subject A11a</i>	<i>N</i>	<i>2033</i>	<i>960</i>	<i>1017</i>	<i>1192</i>	<i>250</i>	<i>300</i>	<i>528</i>	<i>702</i>	<i>503</i>	<i>1706</i>	<i>271</i>	<i>1017</i>	<i>515</i>	<i>168</i>	<i>250</i>	<i>21</i>
<b>D021D:</b> Smoking marijuana regularly																	
1. Don't disapprove	27.3	31.3	23.5	27.3	32.8	32.9	28.7	25.2	25.3	26.2	33.3	12.4	40.4	41.5	47.5	55.0	
2. Disapprove	27.9	28.2	27.2	27.6	24.5	31.6	26.8	26.5	28.6	27.0	31.9	22.2	35.3	32.0	32.1	32.7	
3. Strongly disapprove	44.9	40.5	49.3	45.1	42.7	35.6	44.5	48.2	46.0	46.8	34.8	65.4	24.2	26.5	20.3	12.3	
<i>Item 8590 Subject A11a</i>	<i>N</i>	<i>2028</i>	<i>959</i>	<i>1017</i>	<i>1190</i>	<i>249</i>	<i>299</i>	<i>524</i>	<i>702</i>	<i>503</i>	<i>1705</i>	<i>272</i>	<i>1016</i>	<i>515</i>	<i>168</i>	<i>251</i>	<i>21</i>
<b>D021E:</b> Trying cocaine in powder form once or twice																	
1. Don't disapprove	13.2	15.4	10.8	12.5	14.7	19.0	11.7	12.0	13.2	12.2	19.4	8.8	13.5	18.5	21.8	50.7	
2. Disapprove	24.7	22.7	26.8	25.5	17.6	26.8	28.0	22.3	23.4	24.4	25.1	22.2	22.8	37.8	31.5	17.3	
3. Strongly disapprove	62.1	61.9	62.4	62.0	67.7	54.2	60.4	65.8	63.4	63.4	55.5	69.0	63.7	43.7	46.7	32.0	
<i>Item 23630 Subject A11a</i>	<i>N</i>	<i>2029</i>	<i>960</i>	<i>1016</i>	<i>1191</i>	<i>251</i>	<i>299</i>	<i>525</i>	<i>701</i>	<i>505</i>	<i>1707</i>	<i>271</i>	<i>1018</i>	<i>515</i>	<i>168</i>	<i>249</i>	<i>21</i>

\*=less than .05 percent.



QUESTIONNAIRE FORM 1 2011	TOTAL	SEX		RACE		REGION				COLLEGE PLANS?		ILLICIT DRUG USE: LIFETIME				
		M	F	White	Black	NE	NC	S	W	Yes	No	None	Mari- juana Only	Few Pills	More Pills	Any Her- oin
<i>N (Weighted No. of Cases):</i>	2476	1122	1139	1345	300	432	579	898	567	1875	304	1144	637	205	320	28
<i>% of Weighted Total:</i>	100.0	45.3	46.0	54.3	12.1	17.4	23.4	36.3	22.9	75.7	12.3	46.2	25.7	8.3	12.9	1.1
<b>D021F:</b> Taking cocaine powder occasionally																
1. Don't disapprove	10.7	12.3	8.4	9.1	14.5	13.3	8.7	10.8	10.9	9.5	17.6	7.4	11.2	12.4	17.5	31.3
2. Disapprove	20.8	21.3	20.3	21.3	15.8	24.8	22.8	18.9	19.0	19.9	23.4	18.5	17.4	31.2	28.5	32.4
3. Strongly disapprove	68.5	66.4	71.3	69.7	69.7	61.9	68.5	70.3	70.1	70.6	59.0	74.0	71.4	56.4	54.1	36.3
<i>Item 23640 Subject A11a</i>	<i>N 2029</i>	<i>961</i>	<i>1015</i>	<i>1190</i>	<i>251</i>	<i>300</i>	<i>522</i>	<i>702</i>	<i>505</i>	<i>1706</i>	<i>270</i>	<i>1019</i>	<i>514</i>	<i>168</i>	<i>249</i>	<i>21</i>
<b>D021G:</b> Taking cocaine powder regularly																
1. Don't disapprove	9.7	11.3	7.4	7.4	15.2	13.1	8.2	10.0	8.7	8.5	16.5	7.5	9.7	12.3	12.9	25.7
2. Disapprove	16.9	17.6	16.3	16.2	14.9	18.9	18.3	15.7	15.9	15.8	20.6	14.8	14.8	23.6	23.8	34.2
3. Strongly disapprove	73.4	71.1	76.3	76.3	69.9	68.0	73.5	74.2	75.4	75.7	62.9	77.7	75.6	64.1	63.4	40.1
<i>Item 23650 Subject A11a</i>	<i>N 2029</i>	<i>959</i>	<i>1017</i>	<i>1193</i>	<i>251</i>	<i>299</i>	<i>524</i>	<i>702</i>	<i>504</i>	<i>1705</i>	<i>272</i>	<i>1017</i>	<i>514</i>	<i>168</i>	<i>251</i>	<i>21</i>
<b>D021H:</b> Trying "crack" cocaine once or twice																
1. Don't disapprove	11.3	12.8	9.2	9.6	16.9	16.6	9.8	11.6	9.5	10.5	16.2	9.1	11.6	16.3	12.6	27.9
2. Disapprove	20.8	20.7	21.3	21.4	13.3	21.7	23.5	18.2	21.3	20.5	21.8	20.1	17.5	25.7	27.6	25.6
3. Strongly disapprove	67.8	66.5	69.5	69.0	69.8	61.7	66.7	70.2	69.2	69.0	62.0	70.8	70.9	58.0	59.7	46.4
<i>Item 23660 Subject A11a</i>	<i>N 2025</i>	<i>958</i>	<i>1014</i>	<i>1191</i>	<i>251</i>	<i>295</i>	<i>524</i>	<i>702</i>	<i>504</i>	<i>1705</i>	<i>271</i>	<i>1017</i>	<i>515</i>	<i>164</i>	<i>250</i>	<i>21</i>
<b>D021I:</b> Taking "crack" cocaine occasionally																
1. Don't disapprove	9.5	10.9	7.3	7.2	15.1	12.3	7.8	10.6	8.2	8.3	16.5	7.3	10.6	12.4	9.6	28.6
2. Disapprove	18.0	18.9	17.4	18.0	14.7	21.3	20.8	14.6	17.9	16.9	21.9	16.3	15.3	22.9	26.1	31.2
3. Strongly disapprove	72.5	70.2	75.3	74.7	70.2	66.4	71.5	74.8	73.9	74.8	61.5	76.4	74.1	64.6	64.3	40.1
<i>Item 23670 Subject A11a</i>	<i>N 2027</i>	<i>959</i>	<i>1016</i>	<i>1189</i>	<i>251</i>	<i>298</i>	<i>524</i>	<i>700</i>	<i>505</i>	<i>1704</i>	<i>271</i>	<i>1017</i>	<i>515</i>	<i>168</i>	<i>249</i>	<i>21</i>
<b>D021J:</b> Taking "crack" cocaine regularly																
1. Don't disapprove	9.4	11.1	7.0	7.0	16.1	11.9	7.5	10.4	8.3	8.2	15.8	7.6	9.6	12.1	9.6	25.3
2. Disapprove	15.7	15.9	15.4	14.8	13.1	20.7	16.8	14.0	13.8	14.2	21.2	14.2	13.4	19.9	22.2	28.1
3. Strongly disapprove	75.0	73.1	77.7	78.2	70.8	67.5	75.7	75.5	77.9	77.6	63.0	78.2	77.0	67.9	68.2	46.6
<i>Item 23680 Subject A11a</i>	<i>N 2022</i>	<i>955</i>	<i>1015</i>	<i>1188</i>	<i>250</i>	<i>299</i>	<i>521</i>	<i>700</i>	<i>502</i>	<i>1701</i>	<i>270</i>	<i>1016</i>	<i>511</i>	<i>167</i>	<i>249</i>	<i>21</i>
<b>D021K:</b> Trying one or two drinks of an alcoholic beverage (beer, wine, liquor)																
1. Don't disapprove	66.6	65.5	68.6	73.0	52.0	73.6	73.6	59.5	65.1	68.8	58.2	54.6	80.9	79.8	81.1	78.1
2. Disapprove	16.9	17.6	16.0	14.4	20.5	12.5	15.0	18.4	19.3	15.6	23.0	22.1	10.6	12.9	10.8	9.6
3. Strongly disapprove	16.5	16.9	15.3	12.6	27.5	13.9	11.4	22.1	15.5	15.6	18.8	23.3	8.5	7.3	8.1	12.3
<i>Item 8710 Subject A11a</i>	<i>N 2027</i>	<i>957</i>	<i>1017</i>	<i>1189</i>	<i>250</i>	<i>300</i>	<i>523</i>	<i>701</i>	<i>504</i>	<i>1705</i>	<i>271</i>	<i>1017</i>	<i>513</i>	<i>168</i>	<i>250</i>	<i>21</i>
<b>D021L:</b> Taking one or two drinks nearly every day																
1. Don't disapprove	32.8	39.2	26.8	35.3	30.0	35.3	37.1	29.4	31.3	32.3	37.8	21.7	42.7	43.6	46.2	62.1
2. Disapprove	38.7	35.4	42.0	39.8	34.4	38.2	41.2	36.9	38.8	39.0	35.7	39.0	38.4	41.0	39.1	22.5
3. Strongly disapprove	28.6	25.4	31.2	24.8	35.6	26.5	21.7	33.7	29.8	28.7	26.5	39.3	18.9	15.4	14.7	15.4
<i>Item 8720 Subject A11a</i>	<i>N 2025</i>	<i>956</i>	<i>1017</i>	<i>1189</i>	<i>248</i>	<i>300</i>	<i>523</i>	<i>699</i>	<i>504</i>	<i>1703</i>	<i>269</i>	<i>1018</i>	<i>512</i>	<i>167</i>	<i>250</i>	<i>21</i>
<b>D021M:</b> Taking four or five drinks nearly every day																
1. Don't disapprove	17.0	22.5	11.0	16.0	21.6	19.9	19.1	16.4	14.0	15.1	30.3	10.8	20.7	25.7	25.9	38.8
2. Disapprove	28.0	28.9	27.4	29.5	24.1	28.5	30.3	26.7	27.3	28.0	24.5	22.3	33.9	33.2	32.7	42.0
3. Strongly disapprove	54.9	48.6	61.6	54.5	54.4	51.6	50.6	56.9	58.6	56.9	45.2	66.9	45.4	41.0	41.5	19.2
<i>Item 8730 Subject A11a</i>	<i>N 2025</i>	<i>961</i>	<i>1012</i>	<i>1187</i>	<i>251</i>	<i>300</i>	<i>524</i>	<i>698</i>	<i>504</i>	<i>1702</i>	<i>271</i>	<i>1020</i>	<i>511</i>	<i>167</i>	<i>248</i>	<i>21</i>
<b>D021N:</b> Having five or more drinks once or twice each weekend																
1. Don't disapprove	31.1	35.0	27.1	34.1	27.7	36.8	35.5	28.7	26.4	30.3	37.3	17.5	41.4	45.0	54.6	56.2
2. Disapprove	23.6	24.8	22.4	24.4	18.8	25.2	25.7	22.0	22.8	22.7	26.6	23.9	24.9	25.8	16.5	16.9
3. Strongly disapprove	45.3	40.2	50.5	41.5	53.5	38.0	38.8	49.2	50.8	47.0	36.1	58.7	33.6	29.2	28.9	26.9
<i>Item 8740 Subject A11a</i>	<i>N 2018</i>	<i>955</i>	<i>1012</i>	<i>1188</i>	<i>248</i>	<i>297</i>	<i>521</i>	<i>699</i>	<i>502</i>	<i>1698</i>	<i>270</i>	<i>1013</i>	<i>513</i>	<i>167</i>	<i>247</i>	<i>21</i>



QUESTIONNAIRE FORM 2 2011	TOTAL	SEX		RACE		REGION				COLLEGE PLANS?		ILLICIT DRUG USE: LIFETIME				
		M	F	White	Black	NE	NC	S	W	Yes	No	None	Mari- juana Only	Few Pills	More Pills	Any Her- oin
<i>N (Weighted No. of Cases):</i>	2467	1212	1096	1414	309	447	577	889	554	1954	376	1181	601	210	337	49
<i>% of Weighted Total:</i>	100.0	49.1	44.4	57.3	12.5	18.1	23.4	36.0	22.4	79.2	15.2	47.9	24.4	8.5	13.7	2.0
<b>A01:</b> Taking all things together, how would you say things are these days—would you say you're very happy, pretty happy, or not too happy these days?																
3. Very happy	22.7	23.6	21.6	24.7	18.4	25.4	22.0	20.9	23.9	23.4	20.4	22.8	22.6	22.0	21.2	36.7
2. Pretty happy	65.6	63.9	68.3	64.1	66.0	62.1	66.6	68.5	62.8	66.5	61.4	67.1	66.9	69.3	59.9	39.5
1. Not too happy	11.8	12.5	10.1	11.1	15.6	12.5	11.5	10.6	13.3	10.1	18.2	10.1	10.6	8.7	18.9	23.8
<i>Item 1190 Subject P01, Q01</i>	<i>N</i> 2341	1146	1054	1345	284	430	546	835	529	1871	345	1119	580	202	314	43
<b>A02:</b> The next questions ask about the kinds of things you might do. How often do you do each of the following?																
<b>A02A:</b> Watch TV																
5. Almost everyday	64.8	68.5	60.3	65.8	70.7	68.5	62.7	68.8	57.7	64.7	65.9	64.7	66.4	59.8	64.0	59.7
4. At least once a week	26.5	22.0	32.0	26.3	20.7	24.9	29.6	23.6	29.3	27.2	24.0	27.6	24.5	35.4	24.1	24.2
3. Once or twice a month	5.7	6.2	5.3	5.6	6.5	4.6	5.4	4.4	9.1	5.6	6.3	5.0	7.1	3.4	7.3	7.2
2. A few times a year	1.7	1.8	1.5	1.3	1.7	1.7	1.3	1.7	2.2	1.4	2.8	1.8	0.9	1.3	2.6	2.5
1. Never	1.2	1.6	0.8	1.0	0.5	0.2	1.1	1.4	1.7	1.1	1.0	1.1	1.0	-	2.1	6.4
<i>Item 5820 Subject C07</i>	<i>N</i> 2452	1209	1090	1410	308	444	576	882	550	1945	375	1179	596	210	333	49
<b>A02B:</b> Go to movies																
5. Almost everyday	0.3	0.3	0.1	-	0.7	0.3	-	0.5	0.2	0.2	0.6	0.3	-	0.4	0.3	0.6
4. At least once a week	4.6	4.6	3.7	3.2	5.5	3.2	2.8	6.3	4.7	4.4	4.0	3.9	3.3	4.0	6.9	21.8
3. Once or twice a month	44.5	43.4	45.7	43.3	41.7	34.1	46.4	45.5	49.6	45.8	41.1	44.1	47.0	50.1	40.9	37.3
2. A few times a year	47.1	47.9	47.6	49.8	47.8	58.5	46.7	44.0	43.2	46.8	47.4	48.1	47.7	43.5	45.6	34.7
1. Never	3.5	3.7	2.9	3.7	4.4	3.9	4.1	3.8	2.3	2.8	6.8	3.6	2.0	2.1	6.2	5.6
<i>Item 5830 Subject C07</i>	<i>N</i> 2456	1210	1092	1412	307	444	576	884	551	1948	375	1178	598	210	335	49
<b>A02C:</b> Go to music concerts																
5. Almost everyday	0.4	0.7	0.2	0.2	1.0	0.3	0.3	0.7	0.3	0.4	0.6	0.5	0.2	-	0.3	3.2
4. At least once a week	1.2	1.3	0.9	0.9	1.1	0.8	2.2	0.3	1.8	0.9	2.3	0.9	0.6	0.8	1.4	8.7
3. Once or twice a month	5.2	6.1	3.9	5.9	1.5	5.8	5.9	3.8	6.1	4.9	7.0	3.9	4.7	2.4	12.2	8.5
2. A few times a year	50.4	46.1	56.4	55.6	37.8	53.1	50.5	50.0	48.7	51.9	45.6	44.2	53.0	71.6	56.8	45.7
1. Never	42.9	45.8	38.7	37.3	58.6	40.1	41.2	45.2	43.2	41.9	44.6	50.5	41.4	25.2	29.3	33.8
<i>Item 5846 Subject C07</i>	<i>N</i> 2441	1204	1086	1403	306	445	569	880	547	1932	375	1175	594	206	332	49
<b>A02D:</b> Ride around in a car (or motorcycle) just for fun																
5. Almost everyday	26.4	26.0	25.8	23.8	37.5	24.7	21.6	34.2	20.1	23.7	37.9	19.3	28.9	34.0	35.5	55.6
4. At least once a week	26.3	26.3	26.3	27.5	21.6	29.1	28.1	23.0	27.3	26.7	24.0	21.8	30.6	32.1	31.0	22.4
3. Once or twice a month	17.8	18.7	17.7	19.5	12.4	19.2	21.2	14.6	18.3	18.4	15.7	19.7	17.9	17.7	14.7	7.9
2. A few times a year	11.8	11.2	12.4	12.5	8.8	8.8	12.2	11.2	14.7	12.4	8.6	15.7	9.3	5.8	7.1	5.4
1. Never	17.7	17.7	17.7	16.6	19.6	18.1	16.9	16.9	19.5	18.7	13.8	23.6	13.3	10.3	11.8	8.7
<i>Item 5850 Subject C07</i>	<i>N</i> 2458	1211	1093	1413	307	446	575	886	551	1949	375	1179	598	210	336	49
<b>A02E:</b> Participate in community affairs or volunteer work																
5. Almost everyday	3.6	3.8	3.0	3.1	3.9	5.0	2.6	2.9	4.8	3.5	3.8	3.3	3.6	3.6	4.2	1.7
4. At least once a week	10.5	6.9	14.4	9.0	14.0	12.7	8.1	10.2	11.9	11.6	7.1	12.5	8.3	11.8	8.8	2.6
3. Once or twice a month	21.4	18.5	25.3	21.4	22.8	16.8	25.0	20.9	22.0	23.7	11.8	23.4	22.3	21.5	14.7	14.5
2. A few times a year	41.3	43.4	39.7	44.5	33.6	45.7	42.6	39.1	39.9	41.8	39.4	41.8	42.7	41.8	38.9	38.4
1. Never	23.1	27.3	17.5	22.0	25.7	19.7	21.7	26.8	21.5	19.4	37.9	18.9	23.1	21.3	33.3	42.8
<i>Item 5860 Subject C07, O02</i>	<i>N</i> 2455	1209	1093	1411	307	443	574	887	550	1947	375	1178	600	210	334	49
<b>A02F:</b> Play a musical instrument or sing																
5. Almost everyday	33.5	28.6	39.3	33.6	31.9	30.8	34.3	33.2	35.5	35.4	23.9	35.3	31.8	36.2	29.2	28.9
4. At least once a week	10.1	10.6	9.6	9.9	10.0	10.6	10.0	8.9	11.5	10.2	10.1	11.3	9.5	8.6	8.2	7.4
3. Once or twice a month	6.3	7.9	4.6	6.3	8.2	4.0	6.8	7.3	6.0	6.2	7.0	6.7	5.2	6.3	7.3	2.0
2. A few times a year	8.4	9.5	6.7	8.6	9.2	6.5	10.0	8.9	7.3	8.3	8.9	8.5	8.0	7.1	8.8	7.0
1. Never	41.8	43.5	39.8	41.6	40.7	48.0	39.0	41.7	39.7	39.8	50.1	38.1	45.5	41.9	46.5	54.7
<i>Item 5870 Subject C07</i>	<i>N</i> 2452	1209	1090	1411	307	443	576	883	550	1946	374	1173	600	210	336	49



QUESTIONNAIRE FORM 2 2011	TOTAL	SEX		RACE		REGION				COLLEGE PLANS?		ILLICIT DRUG USE: LIFETIME				
		M	F	White	Black	NE	NC	S	W	Yes	No	None	Mari- juana Only	Few Pills	More Pills	Any Her- oin
<i>N (Weighted No. of Cases):</i>	2467	1212	1096	1414	309	447	577	889	554	1954	376	1181	601	210	337	49
<i>% of Weighted Total:</i>	100.0	49.1	44.4	57.3	12.5	18.1	23.4	36.0	22.4	79.2	15.2	47.9	24.4	8.5	13.7	2.0
<b>A02G:</b> Do creative writing																
5. Almost everyday	6.6	5.9	7.5	5.9	7.5	6.1	6.5	6.7	7.1	7.0	4.9	7.0	4.6	8.3	4.7	21.8
4. At least once a week	11.2	9.6	12.3	10.0	12.6	8.9	11.1	11.6	12.7	11.6	10.3	11.0	10.5	11.3	13.6	8.9
3. Once or twice a month	16.3	15.5	17.6	14.7	20.6	14.8	15.9	15.6	19.0	17.5	9.8	18.7	13.1	20.7	14.6	2.8
2. A few times a year	22.6	22.5	22.9	23.1	20.7	23.2	22.2	22.7	22.5	23.4	19.1	24.3	23.8	17.3	19.0	14.9
1. Never	43.2	46.5	39.8	46.3	38.6	47.0	44.3	43.4	38.6	40.5	55.9	39.0	48.0	42.3	48.0	51.6
<i>Item 5880 Subject C07</i>	<i>N</i> 2455	1212	1090	1412	306	444	576	884	551	1950	374	1179	599	210	334	49
<b>A02H:</b> Actively participate in sports, athletics or exercising																
5. Almost everyday	47.9	56.4	38.9	50.8	41.2	48.7	47.0	45.3	52.7	49.4	40.3	48.0	48.9	51.8	46.5	31.4
4. At least once a week	23.3	23.2	23.7	22.7	22.0	25.4	23.3	21.3	24.7	23.3	24.2	21.9	25.5	24.9	24.5	20.2
3. Once or twice a month	11.9	8.0	15.7	11.2	14.7	12.9	12.5	14.2	6.9	11.5	12.2	12.8	9.3	13.2	11.5	13.9
2. A few times a year	9.5	6.3	13.0	8.2	11.1	7.7	9.8	10.8	8.6	9.4	10.0	10.6	9.1	3.9	8.6	14.8
1. Never	7.3	6.0	8.7	7.2	11.1	5.3	7.4	8.4	7.1	6.3	13.3	6.6	7.2	6.3	8.9	19.7
<i>Item 5890 Subject C07, T02</i>	<i>N</i> 2458	1211	1094	1413	307	446	575	885	551	1952	374	1180	598	210	336	49
<b>A02I:</b> Do art or craft work																
5. Almost everyday	14.0	12.1	15.5	13.7	13.3	12.1	15.2	10.4	19.8	13.8	14.2	13.9	12.1	13.2	16.3	17.4
4. At least once a week	13.6	11.1	16.0	13.1	10.4	14.5	10.5	13.3	16.3	14.4	10.9	13.0	13.7	14.0	15.1	15.5
3. Once or twice a month	18.1	15.7	20.9	17.8	15.5	17.8	19.8	17.3	17.8	19.3	13.0	17.1	19.2	19.5	20.3	9.3
2. A few times a year	24.5	24.2	25.2	24.4	24.1	22.2	25.3	24.6	25.2	24.8	24.1	26.5	24.8	22.5	19.1	28.7
1. Never	29.9	36.9	22.4	31.1	36.6	33.3	29.2	34.4	21.0	27.7	37.8	29.5	30.2	30.7	29.3	29.1
<i>Item 5900 Subject C07</i>	<i>N</i> 2430	1199	1082	1397	298	439	569	871	550	1935	365	1170	588	208	334	49
<b>A02J:</b> Work around the house, yard, garden, car, etc.																
5. Almost everyday	27.7	25.1	30.1	26.3	37.2	22.4	26.7	29.6	30.0	26.7	30.9	27.4	26.5	29.2	29.2	31.5
4. At least once a week	32.7	34.7	31.4	35.3	25.3	32.4	35.3	31.4	32.4	33.2	31.8	31.8	32.4	42.2	31.5	31.6
3. Once or twice a month	20.7	22.4	18.5	21.9	14.7	20.5	19.0	21.6	21.0	21.2	18.0	22.0	19.9	19.8	17.9	18.7
2. A few times a year	11.5	11.6	11.5	10.5	10.5	16.8	13.1	9.2	9.2	11.7	10.6	12.6	12.5	4.2	13.0	5.9
1. Never	7.5	6.3	8.5	6.0	12.4	7.9	5.9	8.3	7.5	7.3	8.7	6.2	8.7	4.6	8.5	12.2
<i>Item 5910 Subject C07</i>	<i>N</i> 2459	1212	1094	1414	308	445	576	885	553	1952	375	1180	600	210	336	49
<b>A02K:</b> Get together with friends, informally																
5. Almost everyday	40.5	41.5	39.6	41.6	42.6	41.6	35.5	44.5	38.5	39.8	44.4	30.9	48.7	47.8	49.6	58.6
4. At least once a week	40.7	41.0	40.3	41.8	33.0	44.7	47.2	35.9	38.4	41.8	35.0	44.2	40.7	38.5	34.8	19.3
3. Once or twice a month	13.6	12.4	15.1	12.7	14.2	9.6	13.5	13.9	16.5	13.5	14.1	17.6	6.9	11.6	12.9	17.0
2. A few times a year	3.6	3.4	3.7	2.7	6.3	3.1	2.8	4.0	4.1	3.5	3.8	4.9	3.0	1.5	1.9	1.6
1. Never	1.6	1.7	1.3	1.2	3.8	0.9	1.0	1.7	2.4	1.5	2.6	2.4	0.7	0.7	0.8	3.4
<i>Item 5920 Subject C07, M04</i>	<i>N</i> 2452	1209	1091	1410	306	445	574	883	550	1946	374	1174	600	209	336	49
<b>A02L:</b> Go to a shopping mall																
5. Almost everyday	2.7	2.8	2.3	2.0	5.4	2.0	1.4	3.7	2.9	2.4	3.7	1.3	3.7	4.2	3.0	2.0
4. At least once a week	17.9	11.8	23.9	12.3	34.8	18.3	15.2	21.9	14.1	17.3	19.0	16.6	21.5	15.3	13.5	40.3
3. Once or twice a month	49.0	46.3	52.8	48.8	43.1	52.1	51.0	46.8	47.9	51.0	39.5	48.3	51.8	53.3	50.6	20.3
2. A few times a year	26.2	31.9	20.0	31.4	13.7	22.6	28.9	23.9	29.7	25.9	29.9	29.6	20.5	21.6	27.5	29.6
1. Never	4.3	7.2	1.0	5.5	2.9	5.1	3.6	3.7	5.4	3.4	8.0	4.1	2.6	5.7	5.4	7.8
<i>Item 5935 Subject C07</i>	<i>N</i> 2455	1211	1092	1412	307	444	574	884	552	1950	375	1178	599	210	335	48
<b>A02M:</b> Spend at least an hour of leisure time alone																
5. Almost everyday	49.9	51.6	48.7	50.2	59.1	53.1	52.5	50.8	43.3	51.1	47.7	48.5	50.6	53.5	54.3	39.7
4. At least once a week	31.1	30.1	32.2	33.1	20.8	31.2	29.6	29.9	34.5	31.6	28.0	32.0	31.8	31.3	29.6	26.3
3. Once or twice a month	11.0	10.3	11.8	9.9	10.5	7.4	11.2	10.5	14.3	11.4	9.1	12.0	10.6	8.3	9.0	12.7
2. A few times a year	3.8	4.1	3.6	2.8	5.0	4.2	3.7	3.8	3.6	3.1	6.3	4.0	3.7	2.3	3.0	1.4
1. Never	4.2	3.9	3.9	3.9	4.7	4.1	2.9	5.0	4.3	2.7	8.9	3.4	3.3	4.6	4.1	19.9
<i>Item 5940 Subject C07</i>	<i>N</i> 2452	1207	1093	1413	305	444	575	884	549	1946	373	1177	597	209	335	49
<b>A02N:</b> Read books, magazines, or newspapers																
5. Almost everyday	25.2	21.9	28.9	26.6	23.9	24.1	26.9	23.1	27.5	26.7	19.5	29.0	20.2	21.0	24.3	32.4
4. At least once a week	30.6	27.6	34.5	30.2	26.7	33.8	31.4	27.9	31.2	32.1	24.2	29.7	33.6	33.1	29.6	21.5
3. Once or twice a month	22.9	24.2	22.0	21.8	27.3	20.2	22.0	24.7	23.3	22.9	22.4	23.8	22.1	27.0	19.6	18.6
2. A few times a year	13.6	16.7	9.4	13.6	13.8	15.7	12.7	14.0	12.2	12.9	14.8	11.9	16.1	13.6	13.7	4.9
1. Never	7.8	9.6	5.2	7.8	8.3	6.3	7.0	10.3	5.8	5.4	19.1	5.6	8.0	5.3	12.7	22.7
<i>Item 5950 Subject C07</i>	<i>N</i> 2452	1207	1093	1410	307	444	576	881	552	1948	372	1178	596	209	336	49



DESCRIPTIVE RESULTS: 2011

107

QUESTIONNAIRE FORM 2 2011	TOTAL	SEX		RACE		REGION				COLLEGE PLANS?		ILLICIT DRUG USE: LIFETIME					
		M	F	White	Black	NE	NC	S	W	Yes	No	None	Mari- juana Only	Few Pills	More Pills	Any Her- oin	
<i>N (Weighted No. of Cases):</i>	2467	1212	1096	1414	309	447	577	889	554	1954	376	1181	601	210	337	49	
<i>% of Weighted Total:</i>	100.0	49.1	44.4	57.3	12.5	18.1	23.4	36.0	22.4	79.2	15.2	47.9	24.4	8.5	13.7	2.0	
<b>A02O:</b> Go to taverns, bars or nightclubs																	
5. Almost everyday	2.3	3.1	1.0	1.9	3.5	1.8	1.7	3.8	1.1	1.7	4.3	1.3	2.6	2.2	4.7	3.6	
4. At least once a week	6.4	6.7	5.9	5.0	9.1	5.1	7.3	7.5	4.9	5.4	9.9	2.8	6.0	6.2	12.6	35.2	
3. Once or twice a month	14.2	14.7	12.4	11.9	18.9	12.0	13.2	17.6	11.4	12.9	18.6	9.4	18.0	18.5	19.5	21.6	
2. A few times a year	18.5	18.7	18.2	18.5	15.5	18.0	21.7	18.6	15.4	19.3	16.3	13.8	21.8	29.3	24.9	4.9	
1. Never	58.5	56.9	62.5	62.7	53.0	63.1	56.1	52.5	67.2	60.7	50.9	72.7	51.7	43.8	38.3	34.7	
<i>Item 5960 Subject C07</i>	<i>N</i>	<i>2452</i>	<i>1206</i>	<i>1095</i>	<i>1414</i>	<i>305</i>	<i>442</i>	<i>576</i>	<i>884</i>	<i>550</i>	<i>1947</i>	<i>374</i>	<i>1175</i>	<i>596</i>	<i>210</i>	<i>337</i>	<i>49</i>
<b>A02P:</b> Go to parties or other social affairs																	
5. Almost everyday	4.2	5.2	2.6	3.8	4.5	4.0	5.4	4.5	2.8	3.2	7.7	1.6	4.6	5.4	10.3	10.1	
4. At least once a week	25.7	27.4	23.8	26.7	21.4	27.3	27.0	26.7	21.7	25.3	27.2	14.6	33.1	47.9	33.5	36.4	
3. Once or twice a month	34.4	32.2	36.8	33.1	35.9	34.8	31.5	34.5	37.0	35.7	29.3	36.1	36.9	25.8	31.7	33.8	
2. A few times a year	26.6	25.3	28.5	27.0	24.7	25.8	28.1	25.0	28.4	27.8	21.5	35.1	19.6	15.7	18.8	13.1	
1. Never	9.0	9.8	8.1	9.4	13.4	8.2	7.9	9.3	10.2	8.0	14.3	12.6	5.8	5.2	5.6	6.6	
<i>Item 5970 Subject C07</i>	<i>N</i>	<i>2450</i>	<i>1211</i>	<i>1091</i>	<i>1412</i>	<i>304</i>	<i>445</i>	<i>575</i>	<i>878</i>	<i>552</i>	<i>1944</i>	<i>374</i>	<i>1175</i>	<i>598</i>	<i>210</i>	<i>335</i>	<i>49</i>
<b>A02Q:</b> Visit social networking Web sites like MySpace or Facebook																	
5. Almost everyday	70.2	63.7	77.5	70.7	69.5	75.8	72.7	70.3	63.0	72.8	61.5	65.7	75.5	81.0	72.1	68.2	
4. At least once a week	15.6	18.3	12.8	15.7	16.1	12.3	14.0	16.7	18.2	14.6	19.7	17.8	13.9	8.7	14.4	12.9	
3. Once or twice a month	5.2	6.4	3.7	5.0	6.7	4.6	5.4	4.8	6.0	4.7	7.3	5.4	5.7	4.2	4.3	1.1	
2. A few times a year	2.5	3.2	1.5	1.5	3.7	1.4	1.3	3.2	3.7	2.4	2.3	3.3	0.7	2.0	1.3	7.7	
1. Never	6.4	8.4	4.4	7.2	4.0	5.9	6.5	5.0	9.1	5.6	9.2	7.8	4.1	4.0	7.9	10.2	
<i>Item 29625 Subject C07, C09</i>	<i>N</i>	<i>2461</i>	<i>1212</i>	<i>1096</i>	<i>1414</i>	<i>307</i>	<i>446</i>	<i>577</i>	<i>886</i>	<i>552</i>	<i>1953</i>	<i>375</i>	<i>1181</i>	<i>600</i>	<i>210</i>	<i>336</i>	<i>49</i>
<b>A03:</b> How much do you agree or disagree with each of the following statements?																	
<b>A03A:</b> In the United States, we put too much emphasis on making profits and not enough on human well-being																	
1. Disagree	4.9	6.5	2.2	5.0	5.3	3.4	4.2	6.7	3.7	4.2	6.8	3.9	4.6	3.0	7.4	5.6	
2. Mostly disagree	6.6	8.6	4.4	7.1	4.5	5.0	7.3	6.5	7.5	7.0	4.6	7.0	6.5	5.4	7.4	6.4	
3. Neither	22.5	24.4	21.5	21.7	23.1	21.0	24.1	22.1	22.7	21.3	28.0	21.8	25.2	20.4	18.5	27.4	
4. Mostly agree	40.1	36.4	44.6	42.0	38.6	40.3	41.2	40.4	38.3	40.7	37.3	42.6	36.7	46.9	38.4	22.4	
5. Agree	25.9	24.0	27.2	24.3	28.4	30.3	23.1	24.2	27.9	26.7	23.2	24.8	27.0	24.3	28.2	38.2	
<i>Item 5990 Subject F03, O03</i>	<i>N</i>	<i>2446</i>	<i>1205</i>	<i>1092</i>	<i>1409</i>	<i>305</i>	<i>442</i>	<i>574</i>	<i>879</i>	<i>551</i>	<i>1944</i>	<i>372</i>	<i>1174</i>	<i>595</i>	<i>210</i>	<i>336</i>	<i>47</i>
<b>A03B:</b> People are too much concerned with material things these days																	
1. Disagree	2.0	2.3	1.4	1.7	2.8	2.2	1.1	2.7	1.9	1.6	3.8	2.0	2.0	1.0	1.9	0.6	
2. Mostly disagree	2.9	3.6	2.0	3.0	3.3	4.3	3.4	2.3	2.3	3.0	1.7	3.0	2.5	2.3	3.5	6.2	
3. Neither	9.8	12.6	6.3	10.6	7.7	8.8	10.1	9.8	10.4	8.8	15.1	9.4	9.0	10.9	10.9	14.3	
4. Mostly agree	36.4	37.8	36.2	39.7	34.8	32.4	44.0	34.3	35.3	37.0	34.9	38.3	37.2	37.0	29.0	30.9	
5. Agree	48.8	43.7	54.1	45.0	51.4	52.3	41.4	50.9	50.1	49.6	44.6	47.2	49.3	48.7	54.6	48.0	
<i>Item 6000 Subject F02</i>	<i>N</i>	<i>2449</i>	<i>1203</i>	<i>1092</i>	<i>1405</i>	<i>307</i>	<i>442</i>	<i>574</i>	<i>880</i>	<i>553</i>	<i>1946</i>	<i>372</i>	<i>1176</i>	<i>595</i>	<i>210</i>	<i>336</i>	<i>49</i>
<b>A03C:</b> Since it helps the economy to grow, people should be encouraged to buy more																	
1. Disagree	9.7	8.3	10.8	8.5	15.7	9.2	6.7	12.0	9.6	9.0	13.3	9.2	11.2	10.1	7.4	7.7	
2. Mostly disagree	15.6	12.8	19.2	17.4	12.6	18.6	18.1	13.6	13.9	16.1	12.7	15.6	17.1	14.6	15.6	16.5	
3. Neither	38.6	37.3	40.1	37.9	42.5	37.7	42.1	36.3	39.1	38.7	37.5	40.0	34.0	39.4	37.4	51.6	
4. Mostly agree	24.1	27.5	20.2	24.8	14.8	22.6	24.7	23.8	25.3	24.4	25.4	24.3	25.6	28.8	21.4	12.5	
5. Agree	12.0	14.0	9.7	11.4	14.5	12.0	8.4	14.4	12.1	11.7	11.2	10.9	12.1	7.2	18.2	11.8	
<i>Item 6010 Subject F02</i>	<i>N</i>	<i>2439</i>	<i>1199</i>	<i>1090</i>	<i>1402</i>	<i>306</i>	<i>441</i>	<i>570</i>	<i>877</i>	<i>551</i>	<i>1937</i>	<i>371</i>	<i>1171</i>	<i>593</i>	<i>208</i>	<i>333</i>	<i>49</i>
<b>A03D:</b> There is nothing wrong with advertising that gets people to buy things they don't really need																	
1. Disagree	19.0	17.5	21.1	19.3	18.2	20.9	15.3	18.5	22.2	18.4	24.0	19.2	18.0	16.6	20.2	28.6	
2. Mostly disagree	20.6	16.6	24.1	21.2	22.6	21.4	22.1	20.8	18.1	21.2	18.0	21.3	19.7	21.4	21.3	12.4	
3. Neither	28.3	28.0	29.3	27.8	27.8	26.8	30.9	26.1	30.3	28.0	29.2	27.1	29.5	27.8	28.8	26.4	
4. Mostly agree	18.4	21.1	15.9	19.7	14.0	18.1	19.4	19.0	16.8	18.9	16.4	20.0	18.3	22.6	12.9	12.5	
5. Agree	13.6	16.8	9.6	12.0	17.5	12.8	12.2	15.6	12.6	13.5	12.4	12.4	14.4	11.6	16.8	20.1	
<i>Item 6020 Subject F02</i>	<i>N</i>	<i>2441</i>	<i>1201</i>	<i>1089</i>	<i>1404</i>	<i>307</i>	<i>442</i>	<i>570</i>	<i>879</i>	<i>549</i>	<i>1937</i>	<i>373</i>	<i>1174</i>	<i>593</i>	<i>210</i>	<i>332</i>	<i>47</i>



QUESTIONNAIRE FORM 2 2011	TOTAL	SEX		RACE		REGION				COLLEGE PLANS?		ILLICIT DRUG USE: LIFETIME				
		M	F	White	Black	NE	NC	S	W	Yes	No	None	Mari- juana Only	Few Pills	More Pills	Any Her- oin
<i>N (Weighted No. of Cases):</i>	2467	1212	1096	1414	309	447	577	889	554	1954	376	1181	601	210	337	49
<i>% of Weighted Total:</i>	100.0	49.1	44.4	57.3	12.5	18.1	23.4	36.0	22.4	79.2	15.2	47.9	24.4	8.5	13.7	2.0
<b>A03E:</b> There will probably be more shortages in the future, so Americans will have to learn how to be happy with fewer "things"																
1. Disagree	5.9	7.2	4.1	5.3	7.7	7.6	4.2	6.6	5.2	5.5	7.1	6.1	5.7	3.8	4.1	14.5
2. Mostly disagree	7.3	7.9	5.9	7.4	6.7	5.9	8.4	7.7	6.5	7.7	5.6	7.5	8.6	3.5	7.0	7.5
3. Neither	22.6	21.4	24.3	22.0	25.1	22.0	25.1	21.4	22.5	22.0	24.9	22.6	24.3	16.1	19.9	30.5
4. Mostly agree	30.0	30.6	29.2	32.0	25.3	30.7	30.0	29.3	30.7	30.9	24.8	30.3	31.3	30.9	28.5	27.0
5. Agree	34.2	32.9	36.4	33.4	35.3	33.9	32.4	35.0	35.1	33.9	37.6	33.4	30.1	45.5	40.5	20.5
<i>Item 6030 Subject F02</i>	<i>N</i> 2447	1204	1091	1406	307	441	572	881	553	1944	373	1175	594	210	336	48
<b>A04:</b> The next questions ask for your opinions on the effects of using certain drugs and other substances. How much do you think people risk harming themselves (physically or in other ways), if they . . .																
<b>A04A:</b> Smoke one or more packs of cigarettes per day																
1. No risk	3.2	3.0	2.4	1.6	7.3	3.1	2.3	4.3	2.4	2.4	4.7	2.4	4.3	2.0	3.3	0.6
2. Slight risk	3.0	2.6	2.9	2.8	4.3	2.8	3.7	3.2	2.1	2.4	4.8	1.1	3.0	1.9	3.9	27.0
3. Moderate risk	12.7	15.3	10.0	15.9	7.9	10.8	14.5	12.4	12.9	11.1	20.8	9.8	10.7	19.5	20.8	26.9
4. Great risk	78.5	76.1	82.8	77.9	73.2	82.0	76.2	76.7	81.1	81.9	65.9	82.7	80.4	76.0	71.7	43.3
5. Can't say, drug unfamiliar	2.6	3.0	1.9	1.7	7.3	1.3	3.3	3.4	1.6	2.2	3.8	3.9	1.7	0.5	0.2	2.3
<i>Item 12360 Subject A14a</i>	<i>N</i> 2454	1209	1092	1412	305	445	575	882	552	1948	376	1175	599	210	336	49
<b>A04B:</b> Try marijuana once or twice																
1. No risk	40.5	48.2	32.1	44.7	29.9	46.0	41.9	37.2	39.7	40.1	42.5	20.1	57.7	59.8	66.7	57.0
2. Slight risk	29.2	24.6	34.7	29.1	28.4	28.8	29.0	28.1	31.7	29.4	29.7	33.2	28.0	29.6	20.4	27.1
3. Moderate risk	14.3	12.2	16.4	12.7	18.0	11.5	15.7	15.4	13.2	15.1	9.8	21.7	8.3	5.3	6.4	8.6
4. Great risk	12.4	11.0	13.8	10.5	16.9	11.1	9.7	15.0	12.3	12.3	12.2	18.9	5.6	3.8	6.1	3.6
5. Can't say, drug unfamiliar	3.6	3.9	3.0	3.0	6.7	2.5	3.7	4.3	3.1	3.1	5.8	6.2	0.5	1.5	0.4	3.7
<i>Item 12370 Subject A14a</i>	<i>N</i> 2454	1208	1093	1412	306	443	575	883	553	1948	375	1177	597	210	335	49
<b>A04C:</b> Smoke marijuana occasionally																
1. No risk	22.4	29.3	14.2	24.0	20.9	23.9	21.5	21.8	23.2	20.7	29.6	8.3	28.7	35.5	48.3	51.4
2. Slight risk	27.1	27.3	27.5	29.6	20.5	34.7	27.0	25.2	24.2	28.3	21.7	21.2	36.4	31.8	28.5	23.8
3. Moderate risk	27.4	23.0	32.4	26.7	27.1	22.6	28.8	26.4	31.3	27.5	28.2	33.7	23.7	24.1	15.7	18.9
4. Great risk	19.3	16.1	22.9	16.8	23.5	15.9	18.7	22.1	18.5	20.2	14.7	30.5	10.1	6.9	7.1	4.5
5. Can't say, drug unfamiliar	3.8	4.3	3.0	2.9	7.9	2.9	4.1	4.5	2.9	3.3	5.9	6.3	1.1	1.8	0.4	1.3
<i>Item 12380 Subject A14a</i>	<i>N</i> 2448	1204	1093	1409	304	443	573	880	552	1944	374	1171	597	210	337	49
<b>A04D:</b> Smoke marijuana regularly																
1. No risk	11.6	14.7	7.4	11.1	15.4	9.0	11.1	12.6	12.4	9.2	22.3	4.2	13.4	19.1	25.5	29.7
2. Slight risk	16.9	21.5	11.4	19.7	8.3	21.2	15.6	14.8	18.2	17.5	15.1	7.3	21.5	26.6	34.6	30.7
3. Moderate risk	23.9	23.7	24.9	24.6	20.9	27.8	25.1	22.9	21.2	24.5	19.4	20.1	32.7	24.7	20.2	12.8
4. Great risk	43.9	36.2	53.0	41.7	48.1	38.8	44.2	45.5	45.1	45.6	37.2	62.0	31.9	28.4	19.2	19.4
5. Can't say, drug unfamiliar	3.7	3.8	3.2	2.8	7.2	3.1	4.0	4.2	3.1	3.2	6.1	6.3	0.5	1.1	0.4	7.4
<i>Item 12390 Subject A14a</i>	<i>N</i> 2449	1206	1090	1413	304	442	575	881	552	1946	373	1174	595	210	337	49
<b>A04E:</b> Try one or two drinks of an alcoholic beverage (beer, wine, liquor)																
1. No risk	41.0	46.9	35.4	46.3	28.2	46.1	47.9	36.5	36.9	41.5	39.2	30.1	50.4	52.7	54.0	53.1
2. Slight risk	33.8	29.3	38.5	33.5	34.1	32.6	31.9	33.8	36.6	34.1	32.9	36.9	29.6	33.1	32.0	27.9
3. Moderate risk	13.8	12.1	15.8	11.8	18.0	11.6	12.4	15.7	14.0	13.6	13.9	17.4	12.9	8.2	7.3	7.7
4. Great risk	9.5	9.8	8.7	7.3	13.1	8.8	5.8	11.0	11.6	9.1	10.8	12.2	6.8	5.6	6.6	10.0
5. Can't say, drug unfamiliar	1.9	1.8	1.6	1.0	6.6	0.9	2.0	3.0	0.9	1.7	3.1	3.4	0.3	0.3	0.1	1.4
<i>Item 12510 Subject A14a</i>	<i>N</i> 2452	1205	1094	1411	305	443	575	881	552	1948	374	1177	597	209	336	49
<b>A04F:</b> Take one or two drinks nearly every day																
1. No risk	8.1	9.5	5.7	7.7	8.2	8.8	9.0	8.6	5.9	7.0	12.3	5.6	8.1	9.5	13.4	19.5
2. Slight risk	22.4	27.8	17.0	24.9	14.0	20.2	25.7	20.6	23.5	22.3	22.9	18.1	24.5	28.9	27.8	34.6
3. Moderate risk	36.0	36.7	36.1	39.4	35.3	37.1	34.8	36.6	35.3	36.5	34.5	34.7	38.2	39.3	39.0	24.8
4. Great risk	31.5	24.0	39.4	26.7	36.2	32.9	27.9	31.7	33.9	32.6	26.5	38.2	28.7	22.1	19.6	19.8
5. Can't say, drug unfamiliar	2.0	2.0	1.8	1.3	6.2	1.0	2.6	2.5	1.3	1.6	3.8	3.4	0.5	0.3	0.2	1.4
<i>Item 12520 Subject A14a</i>	<i>N</i> 2451	1205	1093	1411	305	443	575	880	553	1947	375	1178	597	210	334	49



## 109

QUESTIONNAIRE FORM 2 2011	TOTAL	SEX		RACE		REGION				COLLEGE PLANS?		ILLICIT DRUG USE: LIFETIME					
		M	F	White	Black	NE	NC	S	W	Yes	No	None	Mari- juana Only	Few Pills	More Pills	Any Her- oin	
<i>N (Weighted No. of Cases):</i>	2467	1212	1096	1414	309	447	577	889	554	1954	376	1181	601	210	337	49	
<i>% of Weighted Total:</i>	100.0	49.1	44.4	57.3	12.5	18.1	23.4	36.0	22.4	79.2	15.2	47.9	24.4	8.5	13.7	2.0	
<b>A04G:</b> Take four or five drinks nearly every day																	
1. No risk	4.1	3.8	3.3	2.9	8.2	3.4	3.4	5.7	2.9	2.7	9.2	3.1	3.8	3.5	5.0	11.9	
2. Slight risk	5.0	6.3	3.9	5.5	2.9	6.4	5.5	4.7	4.1	4.6	6.2	3.9	4.6	7.3	7.6	11.3	
3. Moderate risk	19.0	23.6	13.3	21.2	10.9	15.9	22.4	17.8	19.7	18.5	21.6	14.7	17.5	26.2	28.7	31.2	
4. Great risk	69.4	63.7	77.5	68.7	71.7	73.1	65.7	68.7	71.6	72.4	57.7	74.7	73.3	62.7	57.9	42.1	
5. Can't say, drug unfamiliar	2.4	2.6	2.0	1.7	6.3	1.2	2.9	3.2	1.7	1.8	5.2	3.6	0.7	0.3	0.9	3.5	
<i>Item 12530 Subject A14a</i>	<i>N</i>	<i>2450</i>	<i>1204</i>	<i>1093</i>	<i>1410</i>	<i>305</i>	<i>443</i>	<i>573</i>	<i>881</i>	<i>553</i>	<i>1949</i>	<i>372</i>	<i>1175</i>	<i>596</i>	<i>210</i>	<i>336</i>	<i>49</i>
<b>A04H:</b> Have five or more drinks once or twice each weekend																	
1. No risk	7.3	8.5	4.7	6.7	8.9	6.6	7.9	8.5	5.6	5.7	12.6	4.1	7.5	5.7	16.4	18.9	
2. Slight risk	12.3	15.1	9.0	14.1	6.4	14.4	12.6	12.2	10.5	12.5	11.5	6.9	16.2	21.1	19.6	11.8	
3. Moderate risk	26.4	27.0	26.0	28.4	19.4	30.1	27.7	23.4	26.9	26.4	28.6	23.1	27.0	33.3	30.2	47.1	
4. Great risk	51.6	46.9	58.3	49.5	57.9	47.8	49.5	52.6	55.2	53.3	43.7	61.9	48.8	39.4	33.2	19.6	
5. Can't say, drug unfamiliar	2.3	2.4	2.1	1.2	7.3	1.1	2.3	3.3	1.8	2.1	3.6	3.9	0.5	0.3	0.7	2.6	
<i>Item 12540 Subject A14a</i>	<i>N</i>	<i>2454</i>	<i>1207</i>	<i>1094</i>	<i>1413</i>	<i>306</i>	<i>443</i>	<i>576</i>	<i>883</i>	<i>553</i>	<i>1949</i>	<i>376</i>	<i>1178</i>	<i>597</i>	<i>210</i>	<i>337</i>	<i>49</i>
<b>A05:</b> Do you think that you would prefer having a mate for most of your life, or would you prefer not having a mate?																	
5. Definitely prefer to have a mate	62.0	60.2	65.2	66.6	51.1	59.7	65.5	60.2	63.3	64.2	55.7	65.1	63.3	63.4	55.3	47.6	
4. Probably prefer to have a mate	23.4	23.7	23.2	21.0	27.0	25.0	22.6	23.9	22.3	23.7	21.4	21.8	24.5	24.7	23.5	27.7	
3. Not sure	11.3	12.9	8.9	10.2	16.2	13.8	9.0	11.5	11.3	9.3	17.7	10.5	9.2	9.9	15.8	15.4	
2. Probably prefer not to have a mate	2.4	2.1	2.3	1.6	4.4	1.1	2.5	3.1	2.1	2.1	4.0	1.9	2.1	1.6	3.8	9.3	
1. Definitely prefer not to have a mate	0.9	1.1	0.5	0.6	1.3	0.4	0.4	1.2	1.1	0.7	1.3	0.8	1.0	0.4	1.6	-	
<i>Item 6120 Subject D01</i>	<i>N</i>	<i>2437</i>	<i>1201</i>	<i>1091</i>	<i>1407</i>	<i>306</i>	<i>438</i>	<i>572</i>	<i>880</i>	<i>546</i>	<i>1942</i>	<i>373</i>	<i>1171</i>	<i>594</i>	<i>210</i>	<i>337</i>	<i>49</i>
<b>A06:</b> Which do you think you are most likely to choose in the long run?																	
3. Getting married	77.9	74.6	82.1	82.0	69.9	76.6	83.2	76.4	75.8	80.6	69.0	81.0	79.4	79.2	68.6	66.8	
2. I have no idea	17.3	20.2	13.6	14.7	21.9	18.4	14.3	17.5	18.9	15.2	23.2	16.1	14.3	13.8	25.2	21.3	
1. Not getting married	4.1	4.3	3.8	2.7	7.7	4.5	2.3	5.0	4.2	3.6	6.5	2.8	5.2	5.4	5.5	11.4	
8. Am already married	0.7	1.0	0.5	0.6	0.5	0.5	0.1	1.1	1.1	0.5	1.4	0.2	1.1	1.6	0.7	0.6	
<i>Item 6130 Subject D01</i>	<i>N</i>	<i>2338</i>	<i>1136</i>	<i>1057</i>	<i>1346</i>	<i>290</i>	<i>417</i>	<i>545</i>	<i>848</i>	<i>527</i>	<i>1866</i>	<i>357</i>	<i>1122</i>	<i>569</i>	<i>203</i>	<i>326</i>	<i>44</i>
<b>A07:</b> If you did get married (or are married) . . .																	
<b>A07A:</b> How likely do you think it is that you would stay married to the same person for life?																	
5. Very likely	57.6	55.6	60.9	61.5	51.3	58.6	59.7	59.1	52.1	59.9	48.3	64.0	57.5	46.7	47.4	44.4	
4. Fairly likely	25.4	26.0	24.4	24.9	24.9	25.3	25.6	23.2	29.1	24.9	27.2	23.1	26.6	30.5	27.9	25.3	
3. Uncertain	14.0	15.0	12.2	11.3	18.3	13.6	12.3	14.0	15.9	12.3	21.9	11.2	12.1	20.1	19.3	19.2	
2. Fairly unlikely	1.6	1.5	1.6	1.5	1.8	1.2	1.9	1.7	1.5	1.6	0.9	0.6	2.0	2.0	3.8	6.0	
1. Very unlikely	1.4	1.8	0.9	0.7	3.6	1.3	0.6	2.0	1.4	1.3	1.7	1.2	1.8	0.7	1.6	5.1	
<i>Item 6140 Subject D01</i>	<i>N</i>	<i>2309</i>	<i>1133</i>	<i>1038</i>	<i>1338</i>	<i>299</i>	<i>392</i>	<i>545</i>	<i>851</i>	<i>521</i>	<i>1850</i>	<i>349</i>	<i>1108</i>	<i>567</i>	<i>199</i>	<i>322</i>	<i>44</i>
<b>A07B:</b> How likely is it that you would want to have children?																	
5. Very likely	61.6	58.9	65.0	64.6	53.0	62.1	65.6	60.8	58.4	64.6	50.6	63.1	63.2	66.6	55.3	45.1	
4. Fairly likely	18.4	21.4	15.9	17.4	19.5	19.7	17.2	17.5	20.3	18.5	18.5	18.2	20.5	15.7	17.4	17.5	
3. Uncertain	11.8	13.2	9.7	10.9	15.0	9.9	10.9	12.0	14.1	9.9	19.0	12.1	8.9	8.9	15.6	17.0	
2. Fairly unlikely	2.6	1.9	3.5	2.5	3.5	2.6	2.5	3.1	1.9	2.4	3.0	2.6	2.1	2.4	4.2	-	
1. Very unlikely	3.6	3.2	4.0	3.7	4.9	3.9	2.4	3.5	4.6	3.4	5.1	2.7	2.9	4.6	5.2	13.5	
8. Already have child(ren)	1.9	1.4	1.8	0.8	4.1	1.7	1.4	3.2	0.7	1.2	3.8	1.2	2.4	1.8	2.3	6.9	
<i>Item 6150 Subject D02</i>	<i>N</i>	<i>2333</i>	<i>1144</i>	<i>1054</i>	<i>1346</i>	<i>301</i>	<i>404</i>	<i>547</i>	<i>852</i>	<i>530</i>	<i>1870</i>	<i>350</i>	<i>1119</i>	<i>575</i>	<i>201</i>	<i>323</i>	<i>46</i>
The questions in the next column ask you to imagine different kinds of married life that you might have. We want you to think about different ways you might share responsibilities for working, taking care of the home, and taking care of the children. Please indicate how acceptable for you each of the different arrangements would be.																	



QUESTIONNAIRE FORM 2 2011	TOTAL	SEX		RACE		REGION				COLLEGE PLANS?		ILLICIT DRUG USE: LIFETIME				
		M	F	White	Black	NE	NC	S	W	Yes	No	None	Mari- juana Only	Few Pills	More Pills	Any Her- oin
<i>N (Weighted No. of Cases):</i>	2467	1212	1096	1414	309	447	577	889	554	1954	376	1181	601	210	337	49
<i>% of Weighted Total:</i>	100.0	49.1	44.4	57.3	12.5	18.1	23.4	36.0	22.4	79.2	15.2	47.9	24.4	8.5	13.7	2.0
<b>A08:</b> Imagine you are married and have no children.  How would you feel about each of the following work arrangements?  <b>A08A:</b> Husband works full-time, wife doesn't work  1. Not at all acceptable 2. Somewhat acceptable 3. Acceptable 4. Desirable  <i>Item 6160 Subject C05, D04</i>	   															



## DESCRIPTIVE RESULTS: 2011

111

QUESTIONNAIRE FORM 2 2011	TOTAL	SEX		RACE		REGION				COLLEGE PLANS?		ILLICIT DRUG USE: LIFETIME				
		M	F	White	Black	NE	NC	S	W	Yes	No	None	Mari- juana Only	Few Pills	More Pills	Any Her- oin
<i>N (Weighted No. of Cases):</i>	2467	1212	1096	1414	309	447	577	889	554	1954	376	1181	601	210	337	49
<i>% of Weighted Total:</i>	100.0	49.1	44.4	57.3	12.5	18.1	23.4	36.0	22.4	79.2	15.2	47.9	24.4	8.5	13.7	2.0
<b>A09B:</b> Husband works full-time, wife works about half-time																
1. Not at all acceptable	4.8	4.9	4.4	3.7	8.2	5.1	3.2	5.0	6.0	4.3	6.3	5.1	4.6	2.3	4.2	12.8
2. Somewhat acceptable	24.6	25.4	23.4	22.3	27.4	26.2	21.8	24.2	26.9	22.4	33.3	23.9	20.4	25.0	26.6	40.8
3. Acceptable	55.9	55.0	57.3	58.0	52.7	54.1	60.6	56.4	51.6	57.4	50.9	56.8	59.8	54.2	54.0	37.7
4. Desirable	14.7	14.6	14.9	16.0	11.7	14.7	14.3	14.4	15.5	15.9	9.4	14.2	15.3	18.5	15.2	8.7
<i>Item 6230 Subject C05, D04</i>	<i>N</i> 2434	1201	1088	1405	307	435	573	880	545	1943	371	1173	595	209	335	48
<b>A09C:</b> Both work full-time																
1. Not at all acceptable	35.7	35.5	36.3	34.7	35.4	34.9	33.9	34.2	40.7	34.8	38.9	35.0	35.2	36.4	40.3	29.5
2. Somewhat acceptable	27.4	28.1	27.0	26.5	26.1	26.8	25.1	29.2	27.4	28.0	25.8	27.5	27.7	26.1	24.9	41.9
3. Acceptable	24.0	23.6	24.3	25.6	22.4	24.8	27.5	22.4	22.2	24.9	18.9	24.9	24.6	26.8	19.4	9.6
4. Desirable	12.9	12.8	12.4	13.1	16.1	13.5	13.5	14.2	9.7	12.4	16.4	12.5	12.5	10.7	15.4	19.0
<i>Item 6240 Subject C05, D04</i>	<i>N</i> 2429	1199	1085	1403	305	437	570	876	545	1937	372	1169	593	209	336	48
<b>A09D:</b> Both work about half-time																
1. Not at all acceptable	21.8	22.7	20.0	17.8	30.2	19.7	18.0	26.3	20.3	20.5	25.6	21.2	21.2	19.4	22.4	25.8
2. Somewhat acceptable	38.4	41.4	36.4	38.3	31.8	39.4	38.2	36.2	41.5	38.8	37.0	37.8	42.4	37.7	37.2	28.0
3. Acceptable	31.9	29.7	34.0	35.6	28.2	32.8	35.8	29.4	31.0	32.8	29.8	34.1	30.7	30.1	29.5	37.1
4. Desirable	7.9	6.3	9.5	8.3	9.8	8.1	7.9	8.2	7.1	7.9	7.6	7.0	5.6	12.9	10.9	9.1
<i>Item 6250 Subject C05, D04</i>	<i>N</i> 2418	1197	1076	1400	302	435	568	876	539	1929	371	1165	588	208	335	48
<b>A09E:</b> Husband works about half-time, wife works full-time																
1. Not at all acceptable	33.9	34.8	31.3	28.9	47.6	27.9	26.0	41.5	34.4	32.7	38.9	34.5	33.8	32.8	30.8	29.0
2. Somewhat acceptable	34.5	34.4	35.2	35.7	28.8	41.5	37.4	30.0	33.1	33.4	39.4	32.7	37.7	34.8	36.6	30.3
3. Acceptable	27.1	26.5	29.0	30.8	19.0	24.4	33.4	22.6	29.9	29.6	16.7	28.2	25.4	30.2	26.7	23.0
4. Desirable	4.6	4.3	4.5	4.6	4.6	6.2	3.2	5.9	2.6	4.3	5.0	4.5	3.1	2.1	5.9	17.8
<i>Item 6260 Subject C05, D04</i>	<i>N</i> 2430	1201	1084	1404	304	435	571	880	544	1938	372	1170	593	210	335	48
<b>A09F:</b> Husband doesn't work, wife works full-time																
1. Not at all acceptable	56.9	55.7	57.3	50.4	71.7	52.4	46.2	66.6	56.1	55.2	64.5	54.6	59.2	60.0	58.9	52.5
2. Somewhat acceptable	20.2	21.3	19.9	22.5	12.6	25.9	25.2	13.8	21.0	21.3	15.7	20.7	22.4	18.2	19.0	10.8
3. Acceptable	18.2	17.6	19.4	22.6	10.0	16.9	25.2	13.6	19.2	19.2	14.4	20.6	14.1	17.5	17.3	21.4
4. Desirable	4.7	5.3	3.4	4.5	5.7	4.8	3.4	6.1	3.7	4.4	5.4	4.2	4.4	4.3	4.8	15.3
<i>Item 6270 Subject C05, D04</i>	<i>N</i> 2431	1200	1085	1403	306	436	571	878	546	1940	371	1172	593	210	333	49
<b>A10:</b> Imagine you are married and have one or more pre-school children. Imagine also that the husband is working full-time and the wife does not have a job outside the home.																
How would you feel about each of these arrangements for the day-to-day care of the child(ren)?																
<b>A10A:</b> Wife does all child care																
1. Not at all acceptable	32.7	28.4	36.6	33.1	32.0	34.3	32.8	33.4	30.4	33.3	30.2	34.9	29.8	32.2	30.7	32.1
2. Somewhat acceptable	27.6	27.8	27.9	27.0	28.8	29.1	24.7	26.6	31.1	27.6	28.7	29.7	26.7	25.9	22.7	26.8
3. Acceptable	28.2	29.5	27.3	29.3	27.6	26.9	30.7	27.8	27.1	28.5	27.4	25.8	33.5	27.2	31.0	15.3
4. Desirable	11.5	14.2	8.1	10.6	11.6	9.8	11.8	12.2	11.4	10.6	13.6	9.6	10.1	14.7	15.6	25.8
<i>Item 6280 Subject D04</i>	<i>N</i> 2425	1196	1084	1400	307	433	569	878	545	1935	372	1166	592	210	335	48
<b>A10B:</b> Wife does most of it																
1. Not at all acceptable	12.0	10.0	12.7	9.2	18.7	13.0	11.2	11.9	12.0	11.1	14.2	12.1	12.1	12.5	10.0	16.1
2. Somewhat acceptable	31.8	30.3	33.2	30.1	35.7	31.9	30.4	33.2	31.0	30.5	40.4	33.0	32.5	26.4	29.2	36.1
3. Acceptable	40.9	40.5	42.4	44.9	34.0	42.6	40.9	40.6	40.3	42.1	34.2	40.1	41.7	40.3	45.2	28.4
4. Desirable	15.3	19.2	11.7	15.8	11.6	12.5	17.6	14.3	16.8	16.2	11.2	14.9	13.7	20.8	15.6	19.4
<i>Item 6290 Subject D04</i>	<i>N</i> 2427	1197	1085	1403	305	435	571	876	545	1935	372	1167	592	210	336	48



QUESTIONNAIRE FORM 2 2011	TOTAL	SEX		RACE		REGION				COLLEGE PLANS?		ILLICIT DRUG USE: LIFETIME				
		M	F	White	Black	NE	NC	S	W	Yes	No	None	Mari- juana Only	Few Pills	More Pills	Any Her- oin
<i>N (Weighted No. of Cases):</i>	2467	1212	1096	1414	309	447	577	889	554	1954	376	1181	601	210	337	49
<i>% of Weighted Total:</i>	100.0	49.1	44.4	57.3	12.5	18.1	23.4	36.0	22.4	79.2	15.2	47.9	24.4	8.5	13.7	2.0
<b>A10C:</b> Both do it equally																
1. Not at all acceptable	4.1	4.7	2.6	3.6	6.7	2.3	4.4	4.8	4.0	3.6	4.1	2.8	5.1	4.7	6.2	4.6
2. Somewhat acceptable	14.7	17.6	11.9	14.8	15.6	9.1	17.1	15.9	14.8	14.7	15.2	13.2	12.7	18.3	21.5	10.7
3. Acceptable	37.8	40.3	34.9	37.0	38.8	41.0	37.7	38.1	35.0	37.0	40.9	36.5	43.6	30.3	33.8	47.6
4. Desirable	43.4	37.4	50.6	44.6	38.9	47.6	40.8	41.2	46.2	44.6	39.9	47.5	38.6	46.6	38.5	37.2
<i>Item 6300 Subject D04</i>	<i>N</i> 2423	1197	1082	1399	306	433	571	876	544	1933	372	1165	592	209	335	48
<b>A10D:</b> Husband does most of it																
1. Not at all acceptable	40.9	39.0	43.0	38.8	44.3	35.0	39.7	45.3	39.8	42.3	33.0	39.3	41.0	42.8	49.5	31.2
2. Somewhat acceptable	41.6	43.4	40.4	43.7	34.7	45.0	43.8	38.3	41.6	41.1	45.0	43.9	39.8	40.4	37.0	40.4
3. Acceptable	15.1	16.0	13.6	15.9	15.8	16.8	14.6	13.5	16.7	14.6	17.6	14.4	17.0	14.9	11.6	16.1
4. Desirable	2.5	1.6	3.0	1.6	5.3	3.2	1.8	2.8	1.9	2.0	4.4	2.4	2.1	1.9	1.9	12.3
<i>Item 6310 Subject D04</i>	<i>N</i> 2423	1195	1082	1398	306	433	568	877	545	1933	372	1165	592	208	334	48
<b>A10E:</b> Husband does all of it																
1. Not at all acceptable	75.4	73.4	78.1	76.8	69.1	73.0	76.0	76.8	74.4	77.5	67.3	75.4	76.2	79.7	79.3	50.9
2. Somewhat acceptable	15.4	17.2	13.4	15.1	16.8	16.6	15.3	13.5	17.5	14.9	17.5	16.9	14.8	11.3	11.2	24.8
3. Acceptable	6.5	7.0	6.0	6.5	9.0	7.4	6.3	6.5	6.2	5.8	9.8	5.1	6.3	8.1	7.5	14.5
4. Desirable	2.7	2.3	2.5	1.6	5.1	3.1	2.4	3.3	1.8	1.8	5.4	2.6	2.6	0.9	1.9	9.7
<i>Item 6320 Subject D04</i>	<i>N</i> 2423	1196	1083	1400	304	434	569	876	545	1932	372	1164	592	210	335	48
The next section of this questionnaire is about government and public affairs.																
<b>A11:</b> Some people think about what's going on in government very often, and others are not that interested. How much of an interest do you take in government and current events?																
1. No interest at all	11.9	10.9	12.2	11.1	16.5	13.7	13.2	11.6	9.3	10.3	20.0	10.0	11.6	10.2	15.8	31.9
2. Very little interest	21.6	17.3	26.4	21.1	25.1	28.3	21.0	18.9	21.2	21.3	20.4	21.3	26.5	17.7	14.9	29.7
3. Some interest	43.2	42.0	44.5	42.9	40.6	37.5	41.5	46.4	44.6	44.3	38.3	44.7	41.2	47.7	43.5	19.0
4. A lot of interest	15.6	18.6	12.9	16.3	12.1	14.5	16.8	14.3	17.2	15.9	15.0	16.5	13.1	17.4	16.9	10.8
5. A very great interest	7.8	11.3	4.1	8.7	5.8	6.0	7.5	8.8	7.8	8.2	6.4	7.5	7.6	7.0	8.9	8.6
<i>Item 6330 Subject H01, Q08</i>	<i>N</i> 2434	1200	1090	1410	305	437	573	879	545	1944	372	1174	595	209	335	48
<b>A12:</b> Do you think some of the people running the government are crooked or dishonest?																
1. Most of them are crooked or dishonest	26.6	26.6	25.9	26.1	23.9	28.7	24.8	27.2	25.7	25.3	34.0	22.4	27.9	26.9	34.8	33.0
2. Quite a few are	34.6	36.8	32.1	36.2	31.3	36.7	32.9	32.7	37.5	35.5	30.8	36.6	32.0	37.8	30.9	31.3
3. Some are	35.1	32.5	38.9	34.3	39.1	32.1	38.1	36.1	32.8	35.4	31.0	37.2	35.4	32.5	32.1	31.6
4. Hardly any are	3.1	3.4	2.6	3.1	2.4	2.3	3.5	2.9	3.6	3.3	2.5	2.9	4.6	2.3	2.3	-
5. None at all are crooked or dishonest	0.7	0.6	0.5	0.3	3.3	0.1	0.7	1.1	0.5	0.5	1.7	0.9	0.2	0.5	-	4.0
<i>Item 6340 Subject H04, K01</i>	<i>N</i> 2431	1199	1089	1410	305	437	573	878	544	1942	371	1170	596	209	335	48
<b>A13:</b> Do you think the government wastes much of the money we pay in taxes?																
1. Nearly all tax money is wasted	14.5	14.5	13.6	14.2	14.8	11.6	14.5	16.9	12.7	12.7	23.0	12.3	16.3	9.3	17.1	31.4
2. A lot of tax money is wasted	47.0	47.2	47.2	47.9	40.6	53.1	43.6	45.7	47.9	47.0	47.5	48.0	41.9	54.4	51.3	33.9
3. Some tax money is wasted	32.2	31.7	33.5	32.3	33.1	29.9	36.4	30.5	32.5	33.8	24.9	34.3	33.9	29.4	26.6	21.2
4. A little tax money is wasted	5.4	5.5	5.2	4.9	10.1	4.7	4.6	6.1	5.7	5.9	3.2	4.4	7.3	6.9	3.9	6.9
5. No tax money is wasted	0.9	1.1	0.5	0.7	1.3	0.8	0.9	0.8	1.3	0.7	1.5	1.0	0.6	-	1.0	6.7
<i>Item 6350 Subject H04, K01</i>	<i>N</i> 2427	1197	1086	1402	305	433	572	877	545	1937	372	1166	596	209	334	48
<b>A14:</b> How much of the time do you think you can trust the government in Washington to do what is right?																
1. Almost always	3.5	4.2	2.3	2.7	5.4	3.5	3.5	3.7	3.2	2.5	6.6	2.9	3.5	2.4	4.4	9.9
2. Often	23.1	22.7	23.8	23.2	22.4	20.6	24.7	22.7	24.1	24.3	16.0	24.6	21.4	27.0	19.9	10.7
3. Sometimes	46.5	46.6	48.0	46.1	46.5	49.7	47.6	46.5	42.8	48.4	38.4	48.9	48.0	51.6	37.3	30.4
4. Seldom	20.5	19.7	20.3	21.7	18.4	21.6	19.2	19.6	22.3	19.1	28.0	19.0	20.1	14.5	28.5	29.4
5. Never	6.4	6.7	5.6	6.2	7.3	4.5	5.0	7.5	7.7	5.6	11.1	4.5	6.9	4.5	9.9	19.6
<i>Item 6360 Subject H04, K01</i>	<i>N</i> 2429	1199	1086	1407	305	434	572	878	544	1940	372	1170	595	209	334	48



QUESTIONNAIRE FORM 2 2011	TOTAL	SEX		RACE		REGION				COLLEGE PLANS?		ILLICIT DRUG USE: LIFETIME					
		M	F	White	Black	NE	NC	S	W	Yes	No	None	Mari- juana Only	Few Pills	More Pills	Any Her- oin	
<i>N (Weighted No. of Cases):</i>	2467	1212	1096	1414	309	447	577	889	554	1954	376	1181	601	210	337	49	
<i>% of Weighted Total:</i>	100.0	49.1	44.4	57.3	12.5	18.1	23.4	36.0	22.4	79.2	15.2	47.9	24.4	8.5	13.7	2.0	
<b>A15:</b> Do you feel that the people running the government are smart people who usually know what they are doing?																	
1. They almost always know what they are doing	8.0	10.2	5.1	7.2	9.8	8.1	5.2	8.3	10.3	8.0	7.1	7.6	10.0	4.3	6.2	6.0	
2. They usually know what they are doing	38.3	37.1	39.9	38.5	37.6	35.8	39.8	39.2	37.1	40.3	28.6	39.5	37.8	38.5	38.0	30.3	
3. They sometimes know what they are doing	38.7	37.1	41.2	38.0	38.9	38.7	41.2	38.2	36.8	38.4	40.0	39.6	37.9	45.2	36.0	31.7	
4. They seldom know what they are doing	11.3	11.1	11.0	12.0	10.3	13.2	10.6	10.2	12.3	10.5	16.1	9.7	11.1	10.2	15.6	18.8	
5. They never know what they are doing	3.7	4.5	2.7	4.2	3.4	4.2	3.1	4.1	3.5	2.9	8.2	3.5	3.2	1.7	4.2	13.2	
<i>Item 6370 Subject H04, K01</i>	<i>N</i>	<i>2430</i>	<i>1200</i>	<i>1087</i>	<i>1406</i>	<i>305</i>	<i>437</i>	<i>570</i>	<i>878</i>	<i>545</i>	<i>1942</i>	<i>372</i>	<i>1173</i>	<i>596</i>	<i>207</i>	<i>334</i>	<i>48</i>
<b>A16:</b> Would you say the government is pretty much run for a few big interests looking out for themselves, or is it run for the benefit of all the people?																	
1. Nearly always run for a few big interests	17.7	19.6	14.9	18.0	15.9	17.9	17.6	18.8	16.0	16.9	22.1	16.0	15.5	15.9	23.8	35.5	
2. Usually run for a few big interests	28.5	30.0	27.2	28.4	29.3	28.3	26.6	30.6	27.2	27.5	32.9	29.0	27.4	27.8	29.1	32.7	
3. Run some for the big interests, some for the people	42.8	39.3	48.0	43.5	39.1	42.8	46.1	37.2	48.4	44.6	34.3	44.3	44.7	47.4	34.8	30.4	
4. Usually run for the benefit of all the people	9.1	9.2	8.3	8.6	12.7	9.1	8.2	10.7	7.5	9.3	7.9	8.2	11.1	8.1	10.7	1.5	
5. Nearly always run for the benefit of all the people	1.9	1.8	1.6	1.6	2.9	1.9	1.5	2.8	0.9	1.7	2.9	2.4	1.2	0.7	1.7	-	
<i>Item 6380 Subject H04, K01</i>	<i>N</i>	<i>2420</i>	<i>1193</i>	<i>1085</i>	<i>1403</i>	<i>301</i>	<i>437</i>	<i>571</i>	<i>871</i>	<i>541</i>	<i>1936</i>	<i>369</i>	<i>1166</i>	<i>593</i>	<i>209</i>	<i>334</i>	<i>48</i>
<b>A17:</b> Have you ever done, or do you plan to do, the following things?																	
<b>A17A:</b> Vote in a public election																	
1. I probably won't do this	6.4	7.9	4.5	6.1	6.7	8.0	4.4	7.3	5.8	4.3	16.7	5.4	4.9	4.7	11.9	18.8	
2. Don't know	10.5	9.1	11.1	8.8	12.3	11.1	11.1	10.0	10.3	8.9	15.4	10.7	10.2	6.5	11.2	9.4	
3. I probably will do this	74.2	72.2	78.2	73.6	73.8	76.3	70.7	75.5	74.1	78.2	56.8	74.8	78.4	81.1	67.9	38.6	
4. I have already done this	8.9	10.9	6.2	11.5	7.2	4.6	13.8	7.2	9.8	8.5	11.1	9.1	6.5	7.7	9.0	33.2	
<i>Item 6390 Subject H05, I02</i>	<i>N</i>	<i>2430</i>	<i>1200</i>	<i>1092</i>	<i>1408</i>	<i>306</i>	<i>435</i>	<i>574</i>	<i>875</i>	<i>546</i>	<i>1945</i>	<i>372</i>	<i>1174</i>	<i>595</i>	<i>210</i>	<i>335</i>	<i>48</i>
<b>A17B:</b> Write to public officials																	
1. I probably won't do this	40.2	40.1	41.1	41.9	40.0	45.1	42.4	39.0	36.2	37.2	55.8	37.3	42.1	41.4	47.2	46.9	
2. Don't know	40.1	39.4	40.9	38.5	40.2	34.4	38.6	40.7	45.3	41.8	31.7	41.9	42.5	37.1	32.3	26.1	
3. I probably will do this	11.8	12.1	10.7	10.2	14.8	10.9	9.2	14.0	11.6	12.5	6.9	11.4	10.9	14.2	11.7	14.5	
4. I have already done this	7.9	8.4	7.2	9.4	5.0	9.7	9.8	6.3	6.8	8.5	5.6	9.4	4.4	7.3	8.8	12.5	
<i>Item 6400 Subject H05, I02</i>	<i>N</i>	<i>2425</i>	<i>1196</i>	<i>1091</i>	<i>1405</i>	<i>304</i>	<i>434</i>	<i>572</i>	<i>873</i>	<i>546</i>	<i>1942</i>	<i>372</i>	<i>1170</i>	<i>595</i>	<i>210</i>	<i>335</i>	<i>49</i>
<b>A17C:</b> Give money to a political candidate or cause																	
1. I probably won't do this	47.3	50.9	43.8	48.7	41.8	51.3	47.6	43.5	50.0	44.4	62.8	45.2	46.6	46.9	56.1	61.2	
2. Don't know	36.0	32.8	39.9	35.9	36.3	31.9	36.5	38.0	35.8	38.0	25.4	39.7	34.2	34.5	26.5	32.9	
3. I probably will do this	14.4	13.9	14.8	13.4	18.5	14.9	13.2	16.6	11.9	15.7	8.1	13.2	18.0	16.0	13.6	-	
4. I have already done this	2.2	2.3	1.5	2.0	3.4	2.0	2.6	1.9	2.3	1.8	3.7	1.9	1.2	2.5	3.8	6.0	
<i>Item 6410 Subject H05, I02</i>	<i>N</i>	<i>2424</i>	<i>1195</i>	<i>1090</i>	<i>1405</i>	<i>302</i>	<i>434</i>	<i>570</i>	<i>873</i>	<i>546</i>	<i>1940</i>	<i>372</i>	<i>1168</i>	<i>595</i>	<i>210</i>	<i>335</i>	<i>48</i>
<b>A17D:</b> Work in a political campaign																	
1. I probably won't do this	62.6	63.0	63.5	66.6	54.7	70.2	64.2	59.9	59.3	60.7	74.7	61.7	62.2	62.7	68.0	79.6	
2. Don't know	28.1	28.3	27.4	25.7	30.2	23.7	27.9	29.5	29.6	29.7	18.8	30.0	27.5	29.5	20.9	16.1	
3. I probably will do this	6.4	6.1	6.0	5.0	11.5	4.4	4.4	7.7	7.8	6.8	2.8	5.2	7.5	6.6	7.9	1.5	
4. I have already done this	2.9	2.6	3.1	2.7	3.6	1.8	3.5	2.9	3.2	2.8	3.7	3.1	2.8	1.2	3.2	2.8	
<i>Item 6420 Subject H05, I02</i>	<i>N</i>	<i>2424</i>	<i>1196</i>	<i>1090</i>	<i>1407</i>	<i>302</i>	<i>435</i>	<i>573</i>	<i>870</i>	<i>546</i>	<i>1940</i>	<i>372</i>	<i>1171</i>	<i>593</i>	<i>210</i>	<i>335</i>	<i>48</i>
<b>A17E:</b> Participate in a lawful demonstration																	
1. I probably won't do this	45.0	42.2	48.4	47.1	43.4	50.0	47.6	43.0	41.4	42.2	60.9	43.3	49.0	42.3	47.8	57.3	
2. Don't know	37.5	37.7	37.6	36.4	39.6	38.1	35.4	38.2	37.9	38.8	29.6	41.2	34.5	30.0	33.5	28.6	
3. I probably will do this	14.6	17.7	10.8	13.0	15.3	9.9	13.2	16.1	17.5	15.8	7.2	12.8	13.4	26.1	15.0	4.3	
4. I have already done this	2.9	2.4	3.2	3.5	1.7	1.9	3.7	2.7	3.2	3.1	2.3	2.6	3.1	1.6	3.6	9.7	
<i>Item 6430 Subject H05, I02</i>	<i>N</i>	<i>2426</i>	<i>1197</i>	<i>1091</i>	<i>1406</i>	<i>303</i>	<i>435</i>	<i>573</i>	<i>871</i>	<i>546</i>	<i>1942</i>	<i>372</i>	<i>1172</i>	<i>595</i>	<i>210</i>	<i>334</i>	<i>49</i>



QUESTIONNAIRE FORM 2 2011	TOTAL	SEX		RACE		REGION				COLLEGE PLANS?		ILLICIT DRUG USE: LIFETIME				
		M	F	White	Black	NE	NC	S	W	Yes	No	None	Mari- juana Only	Few Pills	More Pills	Any Her- oin
<i>N (Weighted No. of Cases):</i>	2467	1212	1096	1414	309	447	577	889	554	1954	376	1181	601	210	337	49
<i>% of Weighted Total:</i>	100.0	49.1	44.4	57.3	12.5	18.1	23.4	36.0	22.4	79.2	15.2	47.9	24.4	8.5	13.7	2.0
<b>A17F:</b> Boycott certain products or stores																
1. I probably won't do this	39.2	40.4	38.5	40.7	43.0	39.9	41.1	42.5	31.3	37.2	50.8	40.8	41.1	30.4	37.3	44.1
2. Don't know	38.4	36.1	40.7	36.9	38.5	40.0	38.8	34.8	42.6	39.8	29.5	40.0	38.3	39.8	33.4	13.6
3. I probably will do this	16.0	16.6	14.8	14.9	14.7	14.0	12.8	17.3	18.7	16.5	13.8	13.9	14.6	21.3	20.5	35.5
4. I have already done this	6.4	6.9	6.0	7.5	3.8	6.1	7.2	5.5	7.3	6.5	5.9	5.4	6.0	8.5	8.8	6.9
<i>Item 6440 Subject H05, I02</i>	<i>N 2423</i>	<i>1195</i>	<i>1089</i>	<i>1406</i>	<i>301</i>	<i>434</i>	<i>573</i>	<i>869</i>	<i>546</i>	<i>1941</i>	<i>369</i>	<i>1170</i>	<i>594</i>	<i>208</i>	<i>334</i>	<i>49</i>
<b>A18:</b> How much do you agree or disagree with each of the following statements?																
<b>A18A:</b> The U.S. should begin a gradual program of disarming whether other countries do or not																
1. Disagree	27.0	36.6	16.8	31.1	20.4	23.7	27.0	30.7	23.6	26.9	28.4	24.8	27.1	28.3	32.8	40.0
2. Mostly disagree	13.0	13.8	11.8	14.4	9.4	16.0	14.1	10.7	13.1	13.6	11.3	14.9	9.7	13.4	12.8	12.8
3. Neither	43.4	34.8	53.3	39.0	49.6	43.2	42.9	41.0	48.0	42.0	47.8	42.0	48.2	42.9	37.7	42.2
4. Mostly agree	11.0	9.1	12.6	10.8	12.2	11.6	11.8	11.1	9.8	11.5	7.6	11.9	9.1	13.4	11.5	3.5
5. Agree	5.6	5.6	5.5	4.7	8.4	5.5	4.2	6.6	5.4	5.9	4.8	6.5	6.0	2.0	5.2	1.5
<i>Item 6450 Subject H02, L03</i>	<i>N 2402</i>	<i>1187</i>	<i>1076</i>	<i>1392</i>	<i>302</i>	<i>427</i>	<i>570</i>	<i>864</i>	<i>541</i>	<i>1921</i>	<i>370</i>	<i>1157</i>	<i>587</i>	<i>210</i>	<i>334</i>	<i>48</i>
<b>A18B:</b> There may be times when the U.S. should go to war to protect the rights of other countries																
1. Disagree	13.5	12.6	13.2	13.3	17.9	15.6	12.5	14.8	10.7	13.0	17.1	12.7	12.9	12.1	15.5	32.8
2. Mostly disagree	18.4	17.8	19.1	18.5	18.0	22.7	18.3	17.3	16.8	19.1	14.9	17.2	18.6	22.6	21.0	10.9
3. Neither	24.9	22.5	28.0	23.4	26.5	24.3	26.7	23.3	25.9	23.2	30.5	25.6	27.0	20.0	21.1	19.4
4. Mostly agree	28.1	27.4	28.9	29.2	22.4	23.4	26.9	29.7	30.8	29.5	20.7	29.6	27.1	32.8	24.3	15.2
5. Agree	15.1	19.7	10.8	15.5	15.1	13.9	15.6	14.9	15.9	15.2	16.7	14.9	14.4	12.5	18.2	21.8
<i>Item 5690 Subject H02, L03</i>	<i>N 2415</i>	<i>1193</i>	<i>1083</i>	<i>1401</i>	<i>302</i>	<i>433</i>	<i>572</i>	<i>868</i>	<i>543</i>	<i>1933</i>	<i>371</i>	<i>1167</i>	<i>591</i>	<i>209</i>	<i>332</i>	<i>48</i>
<b>A18C:</b> The U.S. should be willing to go to war to protect its own economic interests																
1. Disagree	10.1	10.5	9.4	9.3	10.8	12.0	10.1	8.9	10.8	9.8	12.2	10.8	9.2	5.1	10.8	11.6
2. Mostly disagree	13.4	12.7	14.1	13.4	9.8	15.1	12.5	12.5	14.3	13.7	12.6	13.7	13.8	13.8	10.6	13.6
3. Neither	30.0	27.0	33.4	28.1	32.8	31.6	29.0	27.2	34.3	29.2	30.9	31.3	30.5	27.4	26.0	23.0
4. Mostly agree	28.4	27.5	30.1	30.8	25.8	26.6	26.7	31.7	26.3	29.4	24.4	28.7	26.6	31.4	30.6	26.8
5. Agree	18.1	22.3	13.1	18.4	20.8	14.8	21.6	19.8	14.3	17.9	20.0	15.5	19.8	22.3	22.0	25.0
<i>Item 6460 Subject H02, L03</i>	<i>N 2414</i>	<i>1195</i>	<i>1081</i>	<i>1403</i>	<i>302</i>	<i>431</i>	<i>572</i>	<i>868</i>	<i>543</i>	<i>1932</i>	<i>371</i>	<i>1166</i>	<i>589</i>	<i>208</i>	<i>335</i>	<i>48</i>
<b>A18D:</b> The only good reason for the U.S. to go to war is to defend against an attack on our own country																
1. Disagree	7.7	8.3	6.1	7.0	12.2	7.0	6.0	8.7	8.5	6.8	11.2	8.3	5.9	6.4	8.6	8.2
2. Mostly disagree	11.6	13.9	8.8	13.7	7.9	11.7	11.6	13.1	9.3	12.4	7.5	10.2	12.3	14.8	13.4	9.5
3. Neither	18.2	17.2	19.0	17.8	21.6	18.1	20.4	17.6	16.8	17.3	21.2	18.0	20.3	15.9	12.8	34.8
4. Mostly agree	31.5	27.8	36.2	32.3	28.1	29.9	31.7	32.3	31.5	32.5	28.4	32.0	30.4	33.1	33.2	26.9
5. Agree	30.9	32.7	29.9	29.2	30.1	33.4	30.3	28.3	33.9	30.9	31.7	31.5	31.2	29.7	32.0	20.5
<i>Item 6470 Subject H02, L03</i>	<i>N 2414</i>	<i>1194</i>	<i>1084</i>	<i>1403</i>	<i>302</i>	<i>429</i>	<i>572</i>	<i>870</i>	<i>542</i>	<i>1937</i>	<i>370</i>	<i>1169</i>	<i>591</i>	<i>209</i>	<i>333</i>	<i>48</i>
<b>A18E:</b> The U.S. does not need to have greater military power than Russia																
1. Disagree	26.9	32.7	19.6	26.7	33.6	25.6	22.4	33.5	22.3	26.1	31.5	23.2	30.1	27.8	35.8	31.8
2. Mostly disagree	16.6	17.1	16.0	18.7	11.5	19.5	18.0	15.5	14.8	17.3	12.8	16.7	15.2	17.9	17.8	17.4
3. Neither	36.8	30.3	44.3	34.0	40.8	34.3	38.5	35.0	40.0	36.0	39.6	38.7	36.9	35.3	29.2	36.9
4. Mostly agree	11.5	11.0	12.4	12.2	7.0	10.6	14.4	8.7	13.5	12.1	8.5	12.7	10.4	7.9	11.0	9.6
5. Agree	8.2	8.7	7.7	8.4	7.1	9.9	6.8	7.4	9.4	8.5	7.6	8.7	7.4	11.1	6.2	4.3
<i>Item 6480 Subject H02, L03</i>	<i>N 2407</i>	<i>1193</i>	<i>1080</i>	<i>1402</i>	<i>299</i>	<i>429</i>	<i>572</i>	<i>865</i>	<i>541</i>	<i>1931</i>	<i>370</i>	<i>1163</i>	<i>591</i>	<i>209</i>	<i>334</i>	<i>48</i>
<b>A18F:</b> The U.S. ought to have much more military power than any other nation in the world																
1. Disagree	10.3	8.8	11.7	10.4	9.0	11.5	9.8	10.2	10.0	10.2	10.7	11.4	9.7	8.8	9.7	4.1
2. Mostly disagree	11.1	9.4	13.2	12.8	7.4	13.2	14.6	8.3	10.4	12.0	7.3	11.9	11.0	9.4	8.8	26.2
3. Neither	35.0	30.2	39.7	32.0	41.9	36.7	34.7	33.1	37.0	33.5	40.2	37.4	34.7	35.2	26.7	28.9
4. Mostly agree	20.4	23.3	18.0	22.3	13.2	20.3	21.1	19.1	21.9	21.3	17.0	20.7	19.2	17.6	24.2	11.0
5. Agree	23.2	28.4	17.4	22.5	28.4	18.3	19.9	29.3	20.7	23.0	24.8	18.7	25.4	29.0	30.5	29.8
<i>Item 6490 Subject H02, L03</i>	<i>N 2410</i>	<i>1193</i>	<i>1081</i>	<i>1401</i>	<i>301</i>	<i>429</i>	<i>573</i>	<i>869</i>	<i>539</i>	<i>1932</i>	<i>372</i>	<i>1163</i>	<i>591</i>	<i>209</i>	<i>334</i>	<i>49</i>



QUESTIONNAIRE FORM 2 2011	TOTAL	SEX		RACE		REGION				COLLEGE PLANS?		ILLICIT DRUG USE: LIFETIME				
		M	F	White	Black	NE	NC	S	W	Yes	No	None	Mari- juana Only	Few Pills	More Pills	Any Her- oin
<i>N (Weighted No. of Cases):</i>	2467	1212	1096	1414	309	447	577	889	554	1954	376	1181	601	210	337	49
<i>% of Weighted Total:</i>	100.0	49.1	44.4	57.3	12.5	18.1	23.4	36.0	22.4	79.2	15.2	47.9	24.4	8.5	13.7	2.0
<b>A18G:</b> Our present foreign policy is based on our own narrow economic and power interests																
1. Disagree	5.1	5.3	4.3	5.3	6.7	5.7	3.3	7.4	3.1	4.2	10.1	5.8	3.2	1.9	5.6	15.4
2. Mostly disagree	5.6	7.4	3.9	6.7	3.5	5.1	6.8	4.8	6.0	5.5	6.1	5.5	6.2	7.7	4.9	1.3
3. Neither	50.8	44.9	57.2	49.5	56.6	51.2	51.6	49.4	51.6	50.2	52.2	50.3	52.9	52.1	49.8	32.7
4. Mostly agree	25.0	27.0	23.3	24.7	20.1	23.2	26.6	24.8	24.8	26.8	17.2	25.6	24.3	22.6	24.9	35.4
5. Agree	13.5	15.4	11.3	13.8	13.1	14.8	11.6	13.6	14.5	13.3	14.4	12.8	13.4	15.7	14.8	15.2
<i>Item 6500 Subject H02, L03</i>	<i>N</i> 2403	1189	1078	1399	299	426	572	867	539	1925	372	1161	586	209	334	49
<b>A19:</b> This section deals with activities which may be against the rules or against the law. We hope you will answer all of these questions. However, if you find a question which you cannot answer honestly, we would prefer that you leave it blank. Remember, your answers will never be connected with your name.																
During the LAST 12 MONTHS, how often have you . . .																
<b>A19A:</b> Argued or had a fight with either of your parents ( <b>NOTE: This question was omitted in the questionnaires administered in California, beginning in 1997, due to state requirements.</b> )																
1. Not at all	14.7	16.6	11.9	11.2	23.9	12.4	9.9	17.2	20.3	12.9	22.2	18.5	11.1	7.5	9.6	17.5
2. Once	11.2	11.2	11.1	11.1	14.8	9.7	11.1	10.6	15.7	10.9	11.9	13.0	10.2	6.2	8.6	6.6
3. Twice	13.8	14.3	12.6	14.1	14.5	11.8	13.4	15.6	12.1	14.8	8.8	14.1	14.3	16.2	11.8	1.7
4. 3 or 4 times	22.9	20.9	25.0	24.0	19.4	25.7	23.6	21.1	22.4	23.5	19.3	23.3	27.5	19.7	15.7	18.7
5. 5 or more times	37.5	37.1	39.5	39.5	27.4	40.4	41.9	35.4	29.6	38.0	37.7	31.0	36.8	50.4	54.2	55.4
<i>Item 6520 Subject M03, S01</i>	<i>N</i> 2124	1051	943	1318	293	433	570	869	253	1689	338	1054	509	174	294	47
<b>A19B:</b> Hit an instructor or supervisor																
1. Not at all	97.2	96.0	99.1	98.4	92.6	97.8	97.1	96.2	98.5	98.0	93.5	99.1	97.9	98.0	94.0	75.3
2. Once	1.0	1.5	0.5	0.8	1.9	0.7	0.7	1.9	0.1	0.8	2.3	0.4	0.6	-	1.9	11.9
3. Twice	0.9	1.0	0.3	0.3	2.0	1.3	1.2	0.6	0.4	0.6	1.8	0.2	0.7	1.3	2.7	1.9
4. 3 or 4 times	0.4	0.6	-	0.3	1.2	-	0.4	0.4	0.8	0.4	0.6	0.2	*	0.4	0.3	10.3
5. 5 or more times	0.5	0.9	0.1	0.1	2.4	0.2	0.5	0.9	0.2	0.3	1.7	0.2	0.7	0.3	1.1	0.6
<i>Item 6530 Subject M02, S01</i>	<i>N</i> 2413	1199	1080	1400	304	429	572	869	543	1937	370	1179	596	209	334	48
<b>A19C:</b> Gotten into a serious fight in school or at work																
1. Not at all	88.7	85.6	92.7	89.6	87.0	89.1	89.8	86.8	90.1	90.5	78.7	93.5	87.4	87.3	79.1	64.3
2. Once	6.7	8.8	4.3	6.6	6.2	7.8	6.5	6.7	6.0	6.0	10.7	3.9	7.8	7.3	12.8	18.2
3. Twice	2.8	3.2	2.0	2.1	4.6	2.0	1.6	4.1	2.7	2.3	5.4	1.6	2.6	4.1	4.6	11.6
4. 3 or 4 times	1.1	1.5	0.6	1.3	0.5	0.6	1.2	1.4	0.9	0.7	3.2	0.3	1.8	0.9	2.5	1.9
5. 5 or more times	0.7	0.9	0.4	0.4	1.7	0.5	0.9	0.9	0.4	0.5	1.9	0.7	0.5	0.3	0.9	3.9
<i>Item 6540 Subject B07, C01, S01</i>	<i>N</i> 2417	1199	1083	1404	304	432	572	869	544	1942	369	1180	600	208	334	48
<b>A19D:</b> Taken part in a fight where a group of your friends were against another group																
1. Not at all	83.8	81.8	87.0	84.8	79.1	81.7	83.1	83.4	86.7	85.4	77.3	91.8	79.4	80.6	73.2	49.1
2. Once	8.5	9.1	7.8	8.2	11.2	11.1	8.2	8.0	7.7	8.1	9.8	5.4	11.8	12.2	10.0	18.0
3. Twice	4.4	4.7	3.4	3.8	5.1	4.7	4.4	4.5	4.0	3.6	7.9	2.1	5.4	3.2	8.7	12.0
4. 3 or 4 times	2.1	2.9	1.1	1.9	3.7	1.0	2.9	2.8	0.8	1.9	3.4	0.2	2.1	3.7	5.3	13.4
5. 5 or more times	1.2	1.6	0.7	1.3	0.9	1.4	1.3	1.3	0.9	1.1	1.6	0.5	1.2	0.3	2.8	7.6
<i>Item 6550 Subject S01</i>	<i>N</i> 2415	1199	1082	1402	304	430	572	869	544	1942	367	1178	600	209	334	48
<b>A19E:</b> Hurt someone badly enough to need bandages or a doctor																
1. Not at all	87.1	81.0	95.1	88.8	86.3	89.8	87.3	85.9	86.6	89.6	76.3	94.0	85.7	81.9	73.6	70.5
2. Once	6.8	9.2	3.5	6.2	6.7	5.6	7.2	6.7	7.7	5.5	12.4	3.6	8.1	10.0	14.1	1.7
3. Twice	2.8	4.7	0.6	2.2	4.2	1.8	2.2	3.4	3.4	2.0	6.7	0.6	3.4	2.7	7.6	12.1
4. 3 or 4 times	1.7	2.3	0.6	1.6	1.0	1.5	1.7	2.0	1.4	1.5	2.0	0.6	2.0	3.5	2.2	1.9
5. 5 or more times	1.5	2.8	0.2	1.1	1.8	1.4	1.6	2.0	0.8	1.4	2.5	1.1	0.8	1.9	2.4	13.8
<i>Item 6560 Subject S01</i>	<i>N</i> 2414	1198	1083	1402	304	431	572	868	543	1940	369	1179	599	209	334	48



QUESTIONNAIRE FORM 2 2011	TOTAL	SEX		RACE		REGION				COLLEGE PLANS?		ILLICIT DRUG USE: LIFETIME				
		M	F	White	Black	NE	NC	S	W	Yes	No	None	Mari- juana Only	Few Pills	More Pills	Any Her- oin
<i>N (Weighted No. of Cases):</i>	2467	1212	1096	1414	309	447	577	889	554	1954	376	1181	601	210	337	49
<i>% of Weighted Total:</i>	100.0	49.1	44.4	57.3	12.5	18.1	23.4	36.0	22.4	79.2	15.2	47.9	24.4	8.5	13.7	2.0
<b>A19F:</b> Used a knife or gun or some other thing (like a club) to get something from a person																
1. Not at all	97.0	95.7	99.0	98.0	93.1	97.8	97.0	95.5	98.6	97.7	94.0	99.3	97.7	96.3	91.4	81.4
2. Once	1.3	1.8	0.5	1.0	2.6	1.1	1.1	2.0	0.5	1.0	2.5	0.3	1.2	2.5	2.5	10.8
3. Twice	0.8	1.4	0.2	0.5	1.1	0.4	0.7	1.3	0.6	0.6	2.1	0.1	0.5	0.8	3.2	-
4. 3 or 4 times	0.4	0.5	0.2	0.1	1.8	0.2	0.9	0.5	-	0.4	0.5	0.1	0.1	-	1.6	1.9
5. 5 or more times	0.5	0.6	0.1	0.4	1.4	0.6	0.2	0.7	0.3	0.4	0.9	0.1	0.5	0.3	1.2	6.0
<i>Item 6570 Subject S01</i>	<i>N 2411</i>	<i>1198</i>	<i>1081</i>	<i>1400</i>	<i>304</i>	<i>432</i>	<i>572</i>	<i>864</i>	<i>544</i>	<i>1938</i>	<i>370</i>	<i>1177</i>	<i>598</i>	<i>209</i>	<i>334</i>	<i>48</i>
<b>A19G:</b> Taken something not belonging to you worth under \$50																
1. Not at all	74.6	68.9	81.2	76.2	74.8	76.1	74.2	75.5	72.6	75.4	70.3	84.4	74.1	65.2	51.3	58.1
2. Once	11.0	12.1	9.7	11.0	11.3	11.3	11.1	9.6	13.1	10.8	12.9	8.6	12.5	12.1	15.1	15.4
3. Twice	6.0	7.9	3.9	5.3	6.6	6.3	5.6	5.1	7.7	5.5	8.8	3.4	6.8	10.6	11.1	6.5
4. 3 or 4 times	4.2	5.1	3.0	4.0	4.2	3.5	5.8	4.2	2.9	4.3	3.3	2.2	2.8	6.6	10.6	11.8
5. 5 or more times	4.1	6.0	2.1	3.5	3.1	2.8	3.2	5.5	3.7	4.0	4.7	1.4	3.8	5.5	11.8	8.3
<i>Item 6580 Subject S01</i>	<i>N 2416</i>	<i>1200</i>	<i>1083</i>	<i>1403</i>	<i>304</i>	<i>432</i>	<i>572</i>	<i>868</i>	<i>544</i>	<i>1941</i>	<i>370</i>	<i>1180</i>	<i>599</i>	<i>209</i>	<i>334</i>	<i>49</i>
<b>A19H:</b> Taken something not belonging to you worth over \$50																
1. Not at all	91.0	87.5	95.5	92.6	89.2	92.9	91.1	90.9	89.3	92.1	85.4	97.2	92.0	90.9	73.9	66.7
2. Once	4.0	5.5	2.0	3.7	4.2	4.0	4.1	3.4	4.8	3.4	6.8	1.7	4.3	5.0	9.8	9.7
3. Twice	2.0	2.9	0.7	1.2	2.3	1.5	2.6	1.7	2.5	1.9	2.0	0.4	1.6	0.8	6.5	11.9
4. 3 or 4 times	1.6	2.1	0.9	1.5	2.1	0.4	1.5	2.2	1.5	1.4	2.6	0.3	0.7	2.5	5.2	8.2
5. 5 or more times	1.4	2.0	0.9	1.0	2.1	1.1	0.7	1.8	1.8	1.1	3.2	0.4	1.3	0.8	4.5	3.6
<i>Item 6590 Subject S01</i>	<i>N 2414</i>	<i>1199</i>	<i>1082</i>	<i>1403</i>	<i>304</i>	<i>431</i>	<i>572</i>	<i>867</i>	<i>544</i>	<i>1940</i>	<i>369</i>	<i>1178</i>	<i>600</i>	<i>209</i>	<i>334</i>	<i>48</i>
<b>A19I:</b> Taken something from a store without paying for it																
1. Not at all	76.1	75.3	78.0	79.1	71.8	77.2	80.0	75.1	72.7	77.3	71.4	89.0	71.0	63.0	53.1	52.6
2. Once	10.4	9.9	10.4	9.6	10.2	10.2	8.7	10.5	12.2	10.2	10.2	7.0	13.1	15.7	12.8	22.5
3. Twice	4.9	4.6	5.0	3.8	9.1	5.0	4.2	4.5	6.3	4.8	5.3	1.8	6.5	7.1	11.1	10.4
4. 3 or 4 times	3.8	4.3	3.0	3.6	3.5	4.0	3.4	3.7	4.2	3.8	3.2	1.1	3.5	8.1	9.9	4.9
5. 5 or more times	4.7	5.9	3.6	4.0	5.5	3.6	3.7	6.2	4.6	3.8	9.8	1.0	5.9	6.1	13.0	9.7
<i>Item 6600 Subject S01</i>	<i>N 2415</i>	<i>1199</i>	<i>1083</i>	<i>1403</i>	<i>304</i>	<i>431</i>	<i>572</i>	<i>868</i>	<i>544</i>	<i>1940</i>	<i>370</i>	<i>1179</i>	<i>600</i>	<i>209</i>	<i>334</i>	<i>48</i>
<b>A19J:</b> Taken a car that didn't belong to someone in your family without permission of the owner																
1. Not at all	96.1	95.0	97.3	97.0	92.1	97.2	96.9	95.2	95.8	96.8	92.3	98.3	96.0	95.0	91.9	81.3
2. Once	2.2	2.5	1.9	1.8	4.1	1.7	1.3	2.7	2.7	1.9	3.8	1.2	2.1	3.5	4.4	7.3
3. Twice	0.8	1.3	0.3	0.7	0.7	0.3	1.1	0.7	0.9	0.5	2.0	*	0.5	0.7	2.7	6.7
4. 3 or 4 times	0.2	0.3	0.2	0.1	0.9	*	0.2	0.4	-	0.1	0.7	0.1	0.3	-	*	1.5
5. 5 or more times	0.7	1.0	0.3	0.4	2.2	0.7	0.5	1.0	0.5	0.6	1.2	0.4	1.1	0.7	0.9	3.2
<i>Item 6610 Subject S01</i>	<i>N 2413</i>	<i>1197</i>	<i>1082</i>	<i>1401</i>	<i>303</i>	<i>431</i>	<i>572</i>	<i>866</i>	<i>544</i>	<i>1939</i>	<i>369</i>	<i>1178</i>	<i>598</i>	<i>209</i>	<i>334</i>	<i>48</i>
<b>A19K:</b> Taken part of a car without permission of the owner																
1. Not at all	96.5	95.0	98.4	97.0	93.3	97.9	97.3	95.4	96.5	97.0	93.7	99.1	96.5	97.6	90.6	80.7
2. Once	1.5	2.0	0.9	1.6	2.8	1.2	1.2	2.0	1.5	1.2	3.2	0.2	1.4	1.7	4.2	11.4
3. Twice	0.9	1.3	0.5	0.4	1.9	0.4	0.5	0.9	1.6	0.7	1.8	0.4	0.9	0.4	2.9	-
4. 3 or 4 times	0.3	0.5	0.2	0.3	0.4	0.2	0.2	0.5	0.2	0.2	0.7	0.1	0.5	-	0.5	0.6
5. 5 or more times	0.7	1.2	0.1	0.7	1.6	0.3	0.9	1.2	0.3	0.8	0.6	0.2	0.7	0.3	1.9	7.3
<i>Item 6620 Subject S01</i>	<i>N 2415</i>	<i>1199</i>	<i>1083</i>	<i>1404</i>	<i>302</i>	<i>432</i>	<i>572</i>	<i>868</i>	<i>543</i>	<i>1940</i>	<i>370</i>	<i>1180</i>	<i>598</i>	<i>209</i>	<i>334</i>	<i>48</i>
<b>A19L:</b> Gone into some house or building when you weren't supposed to be there																
1. Not at all	75.9	70.6	81.8	75.7	76.8	75.6	75.4	77.4	74.3	76.8	72.3	85.3	75.4	64.7	56.8	49.6
2. Once	11.0	11.7	10.2	11.7	8.2	12.3	12.2	9.1	11.8	10.8	11.4	8.8	10.8	17.2	14.1	11.9
3. Twice	6.4	9.2	3.7	6.9	6.7	6.0	6.8	5.9	7.2	6.3	7.2	2.4	7.2	11.3	13.2	24.9
4. 3 or 4 times	3.3	3.9	2.3	3.0	4.4	3.8	2.7	3.9	2.6	3.2	3.8	2.5	3.4	2.7	6.0	4.5
5. 5 or more times	3.3	4.5	1.9	2.7	3.9	2.2	2.9	3.7	4.0	2.8	5.4	1.0	3.2	4.2	9.9	9.0
<i>Item 6630 Subject S01</i>	<i>N 2416</i>	<i>1200</i>	<i>1083</i>	<i>1404</i>	<i>304</i>	<i>432</i>	<i>572</i>	<i>869</i>	<i>544</i>	<i>1942</i>	<i>370</i>	<i>1180</i>	<i>600</i>	<i>209</i>	<i>334</i>	<i>48</i>

\*= $\leq$ less than .05 percent.



DESCRIPTIVE RESULTS: 2011

117

QUESTIONNAIRE FORM 2 2011	TOTAL	SEX		RACE		REGION				COLLEGE PLANS?		ILLICIT DRUG USE: LIFETIME				
		M	F	White	Black	NE	NC	S	W	Yes	No	None	Mari- juana Only	Few Pills	More Pills	Any Her- oin
<i>N (Weighted No. of Cases):</i>	2467	1212	1096	1414	309	447	577	889	554	1954	376	1181	601	210	337	49
<i>% of Weighted Total:</i>	100.0	49.1	44.4	57.3	12.5	18.1	23.4	36.0	22.4	79.2	15.2	47.9	24.4	8.5	13.7	2.0
<b>A19M:</b> Set fire to someone's property on purpose																
1. Not at all	97.1	95.9	98.9	97.5	94.1	98.4	96.5	96.6	97.6	97.8	93.5	99.1	97.9	98.6	92.1	77.2
2. Once	1.4	2.1	0.6	1.5	2.1	0.3	1.8	1.5	1.5	1.0	3.3	0.4	0.9	0.7	3.3	11.0
3. Twice	0.7	0.9	0.1	0.2	1.9	0.1	1.1	0.8	0.6	0.6	1.4	0.1	0.5	0.4	2.1	5.5
4. 3 or 4 times	0.3	0.6	0.1	0.3	1.4	0.4	0.2	0.6	0.1	0.3	0.7	0.1	0.3	-	1.1	1.5
5. 5 or more times	0.5	0.6	0.3	0.5	0.5	0.8	0.4	0.5	0.3	0.3	1.1	0.2	0.4	0.3	1.4	4.8
<i>Item 6640 Subject S01</i>	<i>N</i>	<i>2413</i>	<i>1199</i>	<i>1083</i>	<i>1402</i>	<i>431</i>	<i>570</i>	<i>869</i>	<i>544</i>	<i>1942</i>	<i>368</i>	<i>1180</i>	<i>600</i>	<i>209</i>	<i>334</i>	<i>47</i>
<b>A19N:</b> Damaged school property on purpose																
1. Not at all	88.9	84.4	94.2	90.1	86.5	88.3	90.0	88.9	88.2	89.9	84.4	95.2	90.4	78.7	76.8	60.1
2. Once	5.9	7.2	4.0	5.3	7.8	6.0	6.0	5.0	6.9	5.8	5.9	3.6	6.9	11.5	7.1	17.2
3. Twice	2.5	4.1	0.9	1.9	5.3	2.7	1.6	3.1	2.2	2.0	5.3	0.9	1.7	1.3	7.3	7.9
4. 3 or 4 times	1.1	2.0	0.3	1.3	0.3	1.9	0.8	1.1	0.9	1.1	1.5	0.1	0.6	5.7	2.2	4.8
5. 5 or more times	1.6	2.3	0.7	1.5	0.1	1.1	1.6	1.9	1.7	1.2	2.9	0.2	0.4	2.8	6.6	10.0
<i>Item 6650 Subject B07, S01</i>	<i>N</i>	<i>2411</i>	<i>1198</i>	<i>1082</i>	<i>1403</i>	<i>429</i>	<i>571</i>	<i>867</i>	<i>543</i>	<i>1939</i>	<i>368</i>	<i>1179</i>	<i>599</i>	<i>209</i>	<i>333</i>	<i>48</i>
<b>A19O:</b> Damaged property at work on purpose																
1. Not at all	96.3	94.2	98.8	96.4	95.2	97.0	95.1	96.1	97.5	97.1	93.2	98.8	97.6	94.8	90.5	80.7
2. Once	1.7	2.6	0.8	2.2	1.3	2.0	1.9	1.8	1.0	1.5	2.3	0.7	1.4	4.0	4.4	1.7
3. Twice	0.9	1.6	0.1	0.7	1.5	0.5	0.8	1.3	0.7	0.6	2.2	0.1	0.9	-	2.1	6.1
4. 3 or 4 times	0.3	0.5	0.1	0.2	1.1	-	0.7	0.3	0.1	0.1	0.8	0.2	-	-	-	3.9
5. 5 or more times	0.8	1.1	0.2	0.4	0.9	0.5	1.6	0.5	0.8	0.6	1.5	0.1	0.1	1.3	3.1	7.6
<i>Item 6660 Subject C01, S01</i>	<i>N</i>	<i>2411</i>	<i>1196</i>	<i>1083</i>	<i>1402</i>	<i>429</i>	<i>573</i>	<i>866</i>	<i>543</i>	<i>1939</i>	<i>369</i>	<i>1177</i>	<i>599</i>	<i>209</i>	<i>334</i>	<i>49</i>
<b>A19P:</b> Been arrested and taken to a police station																
1. Not at all	92.1	89.2	95.6	93.4	88.2	95.5	92.8	89.2	93.5	93.9	83.0	97.6	94.3	89.7	78.1	55.4
2. Once	5.2	7.0	3.3	4.9	8.0	2.9	5.5	7.2	3.6	4.3	10.3	2.2	4.4	8.9	13.8	17.4
3. Twice	1.1	1.7	0.6	0.8	1.3	1.1	1.1	1.3	0.8	0.7	3.4	0.1	1.2	0.3	4.1	4.1
4. 3 or 4 times	0.6	0.7	0.1	0.4	0.6	-	0.2	1.0	0.6	0.3	1.7	*	-	0.8	1.1	2.2
5. 5 or more times	1.0	1.4	0.3	0.5	1.8	0.5	0.4	1.3	1.4	0.8	1.6	0.1	0.1	0.3	3.0	20.9
<i>Item 25880 Subject S01</i>	<i>N</i>	<i>2413</i>	<i>1198</i>	<i>1083</i>	<i>1403</i>	<i>430</i>	<i>571</i>	<i>869</i>	<i>543</i>	<i>1942</i>	<i>368</i>	<i>1179</i>	<i>600</i>	<i>209</i>	<i>334</i>	<i>48</i>
<b>A20:</b> The next questions are about some things which may have happened TO YOU.																
During the LAST 12 MONTHS, how often . . .																
<b>A20A:</b> Has something of yours (worth under \$50) been stolen?																
1. Not at all	62.4	56.7	69.3	65.1	57.0	64.1	64.5	60.7	61.8	63.2	59.6	69.2	62.5	46.5	52.4	44.4
2. Once	23.8	26.7	20.2	23.1	26.3	22.1	21.5	24.8	25.8	23.1	27.8	21.1	23.9	31.1	27.0	36.2
3. Twice	8.6	10.5	6.2	6.9	11.5	8.7	7.7	9.5	7.9	8.8	7.8	6.3	8.6	13.5	12.1	11.9
4. 3 or 4 times	3.3	3.5	2.9	3.2	3.4	3.4	3.3	3.2	3.5	3.2	2.7	2.1	3.0	7.4	4.3	5.3
5. 5 or more times	1.9	2.6	1.3	1.7	1.8	1.7	3.0	1.9	1.0	1.8	2.1	1.2	2.0	1.6	4.2	2.2
<i>Item 6680 Subject S03</i>	<i>N</i>	<i>2403</i>	<i>1194</i>	<i>1081</i>	<i>1401</i>	<i>427</i>	<i>569</i>	<i>864</i>	<i>543</i>	<i>1935</i>	<i>366</i>	<i>1175</i>	<i>597</i>	<i>208</i>	<i>333</i>	<i>48</i>
<b>A20B:</b> Has something of yours (worth over \$50) been stolen?																
1. Not at all	74.2	71.4	78.0	76.5	67.0	79.9	76.3	72.6	70.3	74.5	73.5	78.9	74.2	66.7	67.2	56.0
2. Once	17.8	18.9	16.1	16.9	22.0	13.2	15.5	18.7	22.4	17.8	18.0	16.2	18.5	20.6	19.1	24.8
3. Twice	5.3	6.8	3.6	4.6	7.3	4.9	5.1	6.0	4.8	5.4	5.8	3.2	3.8	8.9	11.2	15.6
4. 3 or 4 times	2.0	2.0	1.7	1.5	2.9	1.2	2.8	1.7	2.0	1.8	2.1	1.2	2.8	1.9	2.2	2.8
5. 5 or more times	0.7	0.8	0.6	0.4	0.8	0.8	0.3	0.9	0.5	0.5	0.5	0.5	0.7	1.9	0.3	0.7
<i>Item 6690 Subject S03</i>	<i>N</i>	<i>2403</i>	<i>1193</i>	<i>1082</i>	<i>1401</i>	<i>426</i>	<i>570</i>	<i>864</i>	<i>543</i>	<i>1935</i>	<i>366</i>	<i>1175</i>	<i>597</i>	<i>208</i>	<i>333</i>	<i>48</i>
<b>A20C:</b> Has someone deliberately damaged your property (your car, clothing, etc.)?																
1. Not at all	75.4	71.5	79.3	75.4	80.7	77.0	73.9	77.3	72.6	75.6	74.9	81.0	77.5	60.6	66.7	46.4
2. Once	14.9	16.0	14.0	15.0	12.3	14.5	15.3	13.6	17.1	15.3	12.2	12.2	15.1	25.4	14.9	25.2
3. Twice	6.6	8.5	4.8	6.6	4.5	6.0	7.1	6.3	7.2	6.6	7.2	5.0	4.4	8.8	12.3	24.5
4. 3 or 4 times	1.8	2.2	1.3	1.8	1.1	1.0	2.8	1.3	2.0	1.5	3.1	1.0	2.5	2.8	2.8	-
5. 5 or more times	1.3	1.9	0.6	1.1	1.5	1.5	0.9	1.6	1.2	1.0	2.7	0.8	0.5	2.3	3.3	3.9
<i>Item 6700 Subject S03</i>	<i>N</i>	<i>2403</i>	<i>1193</i>	<i>1082</i>	<i>1401</i>	<i>427</i>	<i>570</i>	<i>864</i>	<i>542</i>	<i>1935</i>	<i>366</i>	<i>1175</i>	<i>596</i>	<i>208</i>	<i>333</i>	<i>48</i>

\*=less than .05 percent.



QUESTIONNAIRE FORM 2 2011	TOTAL	SEX		RACE		REGION				COLLEGE PLANS?		ILLICIT DRUG USE: LIFETIME				
		M	F	White	Black	NE	NC	S	W	Yes	No	None	Mari- juana Only	Few Pills	More Pills	Any Her- oin
<i>N (Weighted No. of Cases):</i>	2467	1212	1096	1414	309	447	577	889	554	1954	376	1181	601	210	337	49
<i>% of Weighted Total:</i>	100.0	49.1	44.4	57.3	12.5	18.1	23.4	36.0	22.4	79.2	15.2	47.9	24.4	8.5	13.7	2.0
<b>A20D:</b> Has someone injured you with a weapon (like a knife, gun, or club)?																
1. Not at all	95.3	93.8	97.4	96.1	92.9	96.9	94.4	94.6	96.1	96.3	90.6	97.8	97.5	93.3	90.1	59.6
2. Once	3.1	4.1	1.8	3.1	3.6	2.2	4.3	3.2	2.4	2.4	6.7	1.5	1.0	6.0	6.5	29.6
3. Twice	0.9	1.4	0.3	0.5	2.5	0.5	0.3	1.4	1.2	0.8	1.2	0.4	0.9	-	2.2	4.0
4. 3 or 4 times	0.4	0.5	0.1	0.1	0.7	0.1	0.5	0.6	0.3	0.3	0.9	0.3	0.4	0.4	0.8	2.8
5. 5 or more times	0.3	0.2	0.3	0.2	0.2	0.2	0.5	0.2	0.1	0.2	0.6	0.1	0.2	0.3	0.3	3.9
<i>Item 6710 Subject S03</i>	<i>N</i> 2398	1187	1082	1397	301	427	569	859	543	1932	366	1172	597	204	333	48
<b>A20E:</b> Has someone threatened you with a weapon, but not actually injured you?																
1. Not at all	84.1	80.3	88.7	85.0	80.9	86.2	84.2	83.0	84.2	85.4	78.9	89.9	85.9	76.4	73.1	40.7
2. Once	8.3	9.5	6.6	8.9	7.3	7.7	5.9	8.7	10.8	7.7	12.1	6.3	7.0	13.6	11.9	16.8
3. Twice	4.0	5.0	3.1	3.3	6.8	3.5	6.1	3.8	2.6	3.5	4.5	1.9	4.1	5.8	8.9	11.9
4. 3 or 4 times	1.8	2.8	0.9	1.5	3.1	1.3	1.6	2.6	1.4	1.7	2.3	0.8	1.6	3.5	3.2	10.4
5. 5 or more times	1.7	2.3	0.8	1.3	2.0	1.3	2.2	1.9	1.1	1.7	2.2	1.0	1.4	0.6	2.8	20.2
<i>Item 6720 Subject S03</i>	<i>N</i> 2400	1192	1079	1398	300	426	570	861	542	1933	365	1173	596	206	333	48
<b>A20F:</b> Has someone injured you on purpose without using a weapon?																
1. Not at all	84.5	83.5	86.3	85.1	84.9	87.8	83.0	85.6	81.9	85.4	80.4	89.9	84.9	74.7	75.9	56.9
2. Once	7.4	8.1	6.9	7.5	6.0	5.4	8.7	6.7	8.8	6.9	10.6	5.4	8.2	12.6	8.9	13.2
3. Twice	3.6	3.5	3.2	3.4	5.3	4.0	3.2	3.4	4.2	3.3	4.6	2.7	3.3	3.0	6.2	9.5
4. 3 or 4 times	2.4	2.6	2.1	2.4	2.3	1.0	3.4	2.6	2.3	2.5	2.0	1.1	2.2	7.1	3.6	12.3
5. 5 or more times	2.0	2.4	1.4	1.6	1.4	1.8	1.7	1.7	2.9	1.9	2.5	0.9	1.4	2.7	5.4	8.1
<i>Item 6730 Subject S03</i>	<i>N</i> 2403	1193	1081	1401	301	428	571	863	542	1934	367	1175	595	208	333	49
<b>A20G:</b> Has an unarmed person threatened you with injury, but not actually injured you?																
1. Not at all	76.2	70.8	81.6	75.1	83.4	75.5	74.2	76.6	78.0	76.5	75.7	84.3	76.1	65.1	60.7	38.4
2. Once	9.8	11.1	8.3	10.9	5.5	9.8	8.9	10.0	10.6	9.8	9.1	6.3	11.6	13.7	15.7	13.5
3. Twice	5.6	6.8	4.2	5.7	6.0	7.1	7.3	4.2	4.7	5.3	6.9	3.9	5.4	6.2	9.4	17.0
4. 3 or 4 times	3.8	4.3	3.6	3.8	2.2	4.2	3.3	4.2	3.2	3.7	3.8	2.7	3.3	7.4	6.3	2.6
5. 5 or more times	4.7	7.0	2.3	4.5	2.8	3.3	6.3	4.9	3.6	4.8	4.5	2.8	3.6	7.6	7.9	28.5
<i>Item 6740 Subject S03</i>	<i>N</i> 2402	1191	1082	1400	300	427	571	862	542	1934	367	1176	595	206	333	49
The following questions concern cigarettes, alcohol, and a number of other drugs.																
<b>A21:</b> How difficult do you think it would be for you to get each of the following types of drugs, if you wanted some?																
<b>A21A:</b> Marijuana (pot, weed)																
1. Probably impossible	7.2	5.7	8.7	4.9	13.4	4.8	6.0	8.9	7.9	7.1	8.1	12.7	1.6	1.4	1.4	3.6
2. Very difficult	4.1	3.4	4.5	4.0	7.9	3.1	4.8	5.0	2.7	4.2	3.1	6.8	0.8	1.6	1.2	9.5
3. Fairly difficult	6.4	6.9	5.5	6.0	4.7	4.3	6.3	6.3	8.5	6.8	6.0	9.1	3.7	2.5	3.5	7.6
4. Fairly easy	25.3	24.4	27.3	26.9	20.4	25.6	27.1	25.7	22.5	25.8	23.1	33.1	22.0	21.0	10.4	2.6
5. Very easy	56.9	59.6	54.1	58.2	53.6	62.1	55.8	54.1	58.4	56.2	59.8	38.2	71.9	73.5	83.5	76.7
<i>Item 6750 Subject A03a</i>	<i>N</i> 2384	1184	1075	1396	295	426	570	852	536	1927	361	1158	598	208	335	49
<b>A21B:</b> LSD																
1. Probably impossible	24.5	20.8	27.4	18.4	47.7	25.7	18.7	28.7	22.9	23.6	25.6	30.8	21.2	16.5	13.9	10.5
2. Very difficult	21.4	23.4	19.9	23.5	22.6	19.8	25.6	21.3	18.5	22.8	16.4	23.7	22.2	16.9	17.2	3.9
3. Fairly difficult	29.0	31.2	27.5	31.8	14.1	29.3	31.0	25.1	32.8	29.6	26.5	27.3	32.2	32.5	29.6	15.5
4. Fairly easy	17.5	15.8	19.8	19.8	7.6	17.6	16.2	17.9	18.4	17.0	20.1	13.5	16.5	21.9	28.9	35.9
5. Very easy	7.6	8.9	5.5	6.5	8.1	7.7	8.5	7.1	7.4	7.0	11.3	4.7	8.0	12.2	10.4	34.2
<i>Item 6760 Subject A03a</i>	<i>N</i> 2337	1167	1047	1378	284	416	561	837	523	1888	357	1134	583	204	332	49
<b>A21C:</b> Some other hallucinogen (mescaline, peyote, "shrooms" or psilocybin, PCP, etc.)																
1. Probably impossible	20.7	17.0	23.7	14.3	46.9	19.2	16.2	26.8	17.0	20.4	19.6	28.8	18.5	8.6	4.6	6.9
2. Very difficult	16.6	18.0	15.7	19.2	15.0	16.5	21.1	15.6	13.6	17.9	12.1	19.4	16.7	13.3	10.9	2.6
3. Fairly difficult	24.4	25.1	23.7	25.8	16.6	28.3	23.5	22.8	24.8	24.9	20.6	24.6	25.4	25.8	20.8	24.9
4. Fairly easy	25.3	25.2	26.3	28.0	13.3	25.8	25.7	23.5	27.2	24.8	28.0	18.7	27.4	36.6	39.7	19.5
5. Very easy	13.0	14.6	10.6	12.8	8.3	10.3	13.5	11.4	17.3	12.0	19.7	8.5	12.0	15.8	23.9	46.1
<i>Item 6770 Subject A03a</i>	<i>N</i> 2362	1180	1058	1383	291	419	564	849	530	1905	361	1145	589	207	336	48



QUESTIONNAIRE FORM 2 2011	TOTAL	SEX		RACE		REGION				COLLEGE PLANS?		ILLICIT DRUG USE: LIFETIME				
		M	F	White	Black	NE	NC	S	W	Yes	No	None	Mari- juana Only	Few Pills	More Pills	Any Her- oin
<i>N (Weighted No. of Cases):</i>	2467	1212	1096	1414	309	447	577	889	554	1954	376	1181	601	210	337	49
<i>% of Weighted Total:</i>	100.0	49.1	44.4	57.3	12.5	18.1	23.4	36.0	22.4	79.2	15.2	47.9	24.4	8.5	13.7	2.0
<b>A21D: Amphetamines (uppers, speed, Adderall, Ritalin, etc.)</b>																
1. Probably impossible	19.8	16.9	21.5	13.9	42.7	18.6	14.4	23.9	19.6	19.5	19.8	26.8	18.1	9.8	4.3	8.2
2. Very difficult	14.4	15.8	13.6	15.7	12.2	13.3	16.8	11.9	16.8	15.3	11.0	17.1	15.6	11.8	6.6	3.7
3. Fairly difficult	18.9	19.3	18.4	18.6	13.2	21.1	15.5	17.8	22.4	18.8	18.5	20.9	18.9	21.5	12.1	7.8
4. Fairly easy	24.9	24.8	26.1	27.8	19.3	28.1	28.7	23.3	21.0	25.2	22.7	21.5	30.5	28.3	26.6	23.6
5. Very easy	22.0	23.3	20.4	24.0	12.6	18.9	24.6	23.0	20.2	21.2	28.1	13.6	17.0	28.6	50.4	56.7
<i>Item 6780 Subject A03a</i>	<i>N 2360</i>	<i>1178</i>	<i>1060</i>	<i>1384</i>	<i>290</i>	<i>417</i>	<i>566</i>	<i>849</i>	<i>529</i>	<i>1906</i>	<i>358</i>	<i>1142</i>	<i>591</i>	<i>206</i>	<i>336</i>	<i>49</i>
<b>A21E: Sedatives/barbiturates (downers)</b>																
1. Probably impossible	24.2	20.5	27.3	18.0	52.2	22.8	18.9	28.7	23.8	23.5	25.5	30.3	24.4	17.8	7.2	8.2
2. Very difficult	19.0	19.9	17.4	21.3	16.0	18.2	22.1	17.0	19.8	20.2	14.6	19.8	21.9	16.8	14.8	6.1
3. Fairly difficult	24.4	26.4	23.1	26.4	14.7	26.2	25.8	22.7	24.0	25.3	18.6	23.5	26.8	27.7	21.3	20.8
4. Fairly easy	20.5	20.4	21.7	21.6	11.1	19.6	20.6	20.4	21.3	20.1	24.0	19.1	18.5	22.5	28.8	23.9
5. Very easy	11.9	12.7	10.5	12.7	6.1	13.1	12.6	11.2	11.2	11.0	17.2	7.2	8.3	15.2	27.9	41.0
<i>Item 6795 Subject A03a</i>	<i>N 2349</i>	<i>1172</i>	<i>1053</i>	<i>1380</i>	<i>287</i>	<i>417</i>	<i>561</i>	<i>846</i>	<i>525</i>	<i>1894</i>	<i>361</i>	<i>1140</i>	<i>584</i>	<i>207</i>	<i>334</i>	<i>49</i>
<b>A21F: Tranquilizers</b>																
1. Probably impossible	33.4	30.3	35.9	28.4	58.4	33.4	30.0	38.3	29.1	33.3	31.9	37.5	33.7	30.4	22.3	7.6
2. Very difficult	26.5	30.0	23.2	29.4	20.1	27.1	29.2	24.9	25.8	27.5	22.6	27.5	28.5	28.3	19.9	20.7
3. Fairly difficult	23.3	23.0	23.8	25.3	14.6	22.4	25.7	21.3	24.8	22.8	25.4	19.5	26.7	25.2	31.2	18.2
4. Fairly easy	10.1	9.4	11.3	10.7	3.3	9.5	9.0	9.1	13.6	10.3	9.3	10.9	6.5	7.1	14.6	19.8
5. Very easy	6.6	7.3	5.7	6.1	3.7	7.7	6.0	6.5	6.8	6.0	10.7	4.6	4.6	9.1	12.0	33.7
<i>Item 6800 Subject A03a</i>	<i>N 2352</i>	<i>1174</i>	<i>1054</i>	<i>1379</i>	<i>285</i>	<i>417</i>	<i>564</i>	<i>843</i>	<i>528</i>	<i>1898</i>	<i>359</i>	<i>1138</i>	<i>590</i>	<i>205</i>	<i>334</i>	<i>49</i>
<b>A21G: Cocaine</b>																
1. Probably impossible	26.6	24.4	27.7	22.0	45.9	26.5	23.6	30.8	23.2	27.0	24.0	33.5	26.0	20.4	10.2	10.8
2. Very difficult	21.8	23.4	20.4	25.7	14.5	22.1	26.9	17.5	23.1	23.3	15.5	23.8	22.6	22.7	17.1	1.2
3. Fairly difficult	21.0	22.9	19.5	23.9	8.2	20.0	22.2	19.6	22.7	20.4	23.3	20.3	22.2	23.3	20.2	17.0
4. Fairly easy	17.8	16.8	19.8	18.0	18.4	16.3	15.0	20.4	17.9	17.3	21.0	14.9	17.0	20.0	27.6	24.0
5. Very easy	12.7	12.5	12.5	10.4	13.0	15.1	12.2	11.7	13.1	11.9	16.3	7.5	12.3	13.6	25.0	46.9
<i>Item 6810 Subject A03a</i>	<i>N 2368</i>	<i>1180</i>	<i>1064</i>	<i>1385</i>	<i>293</i>	<i>421</i>	<i>568</i>	<i>848</i>	<i>530</i>	<i>1909</i>	<i>363</i>	<i>1146</i>	<i>594</i>	<i>207</i>	<i>336</i>	<i>49</i>
<b>A21H: Heroin</b>																
1. Probably impossible	31.7	30.5	31.5	27.1	50.7	31.8	30.0	33.7	30.0	32.0	29.4	37.1	31.5	26.4	20.5	8.1
2. Very difficult	26.5	27.9	25.7	30.8	15.9	25.4	30.8	24.8	25.7	26.8	25.4	26.1	27.3	28.0	28.6	3.3
3. Fairly difficult	21.0	22.3	20.4	22.8	11.4	19.1	20.0	21.1	23.6	21.4	19.1	18.9	21.9	28.9	23.3	14.8
4. Fairly easy	11.5	9.4	14.4	11.2	12.5	9.9	10.1	12.5	12.6	11.3	12.9	11.4	10.8	8.7	13.2	19.7
5. Very easy	9.3	9.9	8.0	8.0	9.5	13.9	9.1	7.9	8.1	8.5	13.1	6.5	8.6	8.1	14.3	54.1
<i>Item 6820 Subject A03a</i>	<i>N 2361</i>	<i>1177</i>	<i>1062</i>	<i>1384</i>	<i>293</i>	<i>420</i>	<i>568</i>	<i>845</i>	<i>529</i>	<i>1907</i>	<i>360</i>	<i>1143</i>	<i>593</i>	<i>207</i>	<i>336</i>	<i>49</i>
<b>A21I: Some other narcotic (codeine, Vicodin, OxyContin, Percocet etc.)</b>																
1. Probably impossible	19.6	16.5	21.1	13.7	40.3	17.4	14.3	25.4	17.8	19.4	18.6	27.4	16.7	8.6	5.5	4.4
2. Very difficult	12.5	12.6	12.8	12.7	11.1	12.3	12.4	12.5	12.9	12.8	10.5	15.6	14.4	6.7	3.7	1.5
3. Fairly difficult	17.2	19.9	14.8	18.5	11.6	21.6	17.8	14.9	17.0	17.9	14.0	16.9	23.7	14.7	9.7	7.7
4. Fairly easy	23.7	22.1	26.6	25.3	18.2	22.7	24.8	23.2	24.4	24.7	18.8	22.8	24.0	31.6	23.7	17.2
5. Very easy	26.9	28.9	24.7	29.7	18.9	26.1	30.7	24.1	28.0	25.2	38.1	17.3	21.2	38.3	57.4	69.2
<i>Item 6830 Subject A03a</i>	<i>N 2356</i>	<i>1171</i>	<i>1066</i>	<i>1382</i>	<i>288</i>	<i>419</i>	<i>562</i>	<i>841</i>	<i>533</i>	<i>1908</i>	<i>355</i>	<i>1143</i>	<i>593</i>	<i>207</i>	<i>334</i>	<i>47</i>
This section asks about a number of different things.																
<b>D01: During the LAST FOUR WEEKS, on how many days (if any) were you . . .</b>																
<b>D01A: Under the influence of alcohol while you were at school?</b>																
1. None	94.2	93.5	95.5	95.3	93.0	95.7	94.2	92.8	95.3	95.0	89.6	98.6	94.8	89.2	84.7	74.3
2. One day	3.0	3.5	2.6	3.1	3.2	3.1	3.3	3.2	2.4	2.7	4.8	0.9	2.8	5.7	7.4	15.1
3. Two days	1.2	1.1	1.0	0.6	1.7	-	0.6	2.0	1.3	1.0	1.8	0.4	1.1	2.7	2.4	0.6
4. 3-5 days	1.0	1.1	0.6	0.5	1.5	0.8	1.2	1.2	0.4	0.8	1.8	-	0.6	2.0	3.6	4.1
5. 6-9 days	0.3	0.5	0.2	0.5	-	0.4	0.4	0.5	-	0.3	0.4	-	0.3	-	1.5	2.5
6. 10 or more days	0.3	0.3	0.2	*	0.5	-	0.4	0.3	0.5	0.1	1.6	0.1	0.4	0.4	0.4	3.4
<i>Item 25690 Subject A05c</i>	<i>N 2324</i>	<i>1153</i>	<i>1065</i>	<i>1376</i>	<i>288</i>	<i>400</i>	<i>562</i>	<i>826</i>	<i>537</i>	<i>1920</i>	<i>367</i>	<i>1144</i>	<i>576</i>	<i>202</i>	<i>322</i>	<i>46</i>

\*= $\leq$  .05 percent.



## MONITORING THE FUTURE

QUESTIONNAIRE FORM 2 2011	TOTAL	SEX		RACE		REGION				COLLEGE PLANS?		ILLICIT DRUG USE: LIFETIME				
		M	F	White	Black	NE	NC	S	W	Yes	No	None	Mari- juana Only	Few Pills	More Pills	Any Her- oin
<i>N (Weighted No. of Cases):</i>	2467	1212	1096	1414	309	447	577	889	554	1954	376	1181	601	210	337	49
<i>% of Weighted Total:</i>	100.0	49.1	44.4	57.3	12.5	18.1	23.4	36.0	22.4	79.2	15.2	47.9	24.4	8.5	13.7	2.0
<b>D01B:</b> Under the influence of marijuana or some other illegal drug while you were at school?																
1. None	88.1	83.6	92.8	88.5	88.3	89.5	86.4	89.4	86.8	89.8	79.0	100.0	85.3	80.6	61.1	53.4
2. One day	3.2	3.7	2.6	3.0	2.0	2.8	3.6	2.2	4.6	2.9	4.9	-	5.6	6.1	7.6	9.2
3. Two days	2.0	2.1	1.8	1.7	1.4	2.1	2.3	1.3	2.8	1.7	3.5	-	2.6	2.2	6.2	7.0
4. 3-5 days	2.3	3.5	0.9	2.3	2.5	1.5	3.4	2.2	1.8	2.1	3.7	-	2.3	2.7	9.6	6.3
5. 6-9 days	1.0	1.7	0.4	1.0	1.9	1.2	0.4	1.0	1.6	1.0	1.2	-	1.4	1.6	3.4	-
6. 10 or more days	3.4	5.4	1.4	3.5	4.0	2.9	4.0	3.9	2.5	2.7	7.8	-	2.8	6.8	12.2	24.2
<i>Item 25700 Subject A05c</i>	<i>N</i> 2321	1153	1063	1377	287	398	561	826	536	1916	369	1143	575	202	319	45
<b>D01C:</b> Smoking cigarettes or using chewing tobacco while you were at school?																
1. None	91.2	87.8	95.0	89.4	95.5	91.1	91.9	89.6	93.1	93.2	81.1	98.4	92.1	83.2	76.1	54.3
2. One day	2.3	2.9	1.5	2.9	0.2	2.7	3.1	2.1	1.4	2.2	2.3	0.8	3.5	3.4	4.6	4.7
3. Two days	1.5	2.1	0.9	1.3	1.9	1.2	1.8	1.3	1.6	1.2	3.3	0.1	1.7	5.7	2.1	1.6
4. 3-5 days	1.2	1.6	0.8	1.6	1.0	0.5	1.0	1.3	1.8	1.2	1.4	0.2	0.8	2.2	3.2	14.0
5. 6-9 days	0.6	0.6	0.6	0.6	0.3	0.5	0.7	0.4	0.8	0.2	2.7	0.1	0.4	0.9	1.5	-
6. 10 or more days	3.2	5.0	1.3	4.3	1.1	3.9	1.5	5.3	1.3	2.1	9.2	0.4	1.4	4.6	12.5	25.5
<i>Item 25710 Subject A05c</i>	<i>N</i> 2318	1149	1063	1373	287	398	561	823	536	1916	365	1143	575	201	320	45
<b>D01D:</b> Carrying a weapon such as a gun, knife, or club to school?																
1. None	95.9	93.4	98.4	96.4	95.3	98.7	97.1	94.5	94.8	96.5	92.4	98.0	97.2	92.5	92.0	70.1
2. One day	0.9	1.8	0.1	0.7	2.1	0.4	0.6	1.5	0.8	0.9	1.2	0.6	0.8	1.8	1.4	1.1
3. Two days	0.7	1.0	0.3	0.8	-	0.6	0.7	0.6	0.8	0.4	2.5	-	0.2	1.5	2.8	6.6
4. 3-5 days	0.6	1.1	0.2	0.5	0.9	0.2	0.3	1.2	0.5	0.6	0.9	0.4	0.7	0.4	0.6	7.3
5. 6-9 days	0.2	*	0.2	0.1	-	-	0.2	0.3	-	0.1	0.6	-	-	-	0.5	3.7
6. 10 or more days	1.7	2.7	0.8	1.5	1.7	0.2	1.2	1.9	3.0	1.5	2.5	0.9	1.1	3.9	2.8	11.1
<i>Item 25720 Subject B07, S01</i>	<i>N</i> 2315	1148	1062	1374	286	395	561	824	535	1914	367	1141	573	202	318	45
<b>D02:</b> During an average school week, about how many times . . .																
<b>D02A:</b> Do your teachers interrupt the class to deal with student misbehavior or goofing off?																
1. Never	17.5	18.9	15.1	16.8	21.3	15.7	16.6	19.0	17.3	16.5	21.9	18.5	15.2	13.0	16.1	29.9
2. Less than once a week	20.9	19.5	22.3	22.3	15.2	20.4	22.1	21.2	19.3	21.8	16.1	21.6	21.0	24.4	18.3	6.4
3. 1-2 times a week	27.0	25.0	28.9	28.0	24.3	29.6	27.0	25.1	27.8	27.4	25.4	27.3	27.0	26.8	25.8	30.9
4. 3-5 times a week	18.3	18.1	19.2	17.8	18.7	19.4	18.5	16.8	19.7	18.3	19.3	18.5	18.0	19.0	19.3	10.4
5. 6-9 times a week	8.3	8.9	7.8	7.8	10.0	7.6	8.9	8.9	7.2	8.0	8.5	7.5	9.0	6.5	11.7	8.8
6. 10-19 times a week	4.2	4.9	3.5	3.6	4.4	3.7	3.6	4.8	4.3	4.5	2.0	3.0	5.5	6.3	5.2	2.0
7. 20 or more	4.0	4.7	3.2	3.8	6.1	3.7	3.4	4.2	4.5	3.4	6.8	3.5	4.3	4.1	3.6	11.6
<i>Item 25730 Subject B04</i>	<i>N</i> 2315	1149	1061	1376	287	392	563	825	535	1908	371	1141	574	202	316	46
<b>D02B:</b> Does misbehavior or goofing off by other students in your class interfere with your own learning?																
1. Never	36.9	41.7	31.8	38.1	42.1	35.1	38.6	39.2	32.9	35.1	46.5	36.7	37.5	28.9	37.3	51.5
2. Less than once a week	22.0	20.4	23.0	21.7	19.1	24.7	23.7	20.1	21.0	23.0	17.6	22.7	22.8	24.0	18.8	14.5
3. 1-2 times a week	19.6	17.1	22.7	20.3	17.4	17.5	19.4	19.2	22.0	20.5	14.6	21.0	18.9	21.1	18.3	8.0
4. 3-5 times a week	9.9	9.5	10.6	9.5	9.9	10.0	8.6	9.5	11.7	9.6	10.0	9.5	10.6	9.8	10.7	1.9
5. 6-9 times a week	6.1	5.4	6.8	5.7	5.7	6.2	5.3	6.2	6.6	6.5	3.7	5.3	6.1	8.4	8.3	-
6. 10-19 times a week	2.3	2.6	2.0	1.9	2.7	3.3	2.1	2.2	1.9	2.3	2.3	1.9	2.0	3.3	2.5	7.8
7. 20 or more	3.3	3.3	3.1	2.9	3.0	3.2	2.4	3.4	3.9	2.8	5.2	2.9	2.2	4.5	4.2	16.4
<i>Item 25740 Subject B04</i>	<i>N</i> 2306	1144	1059	1375	285	389	562	823	531	1900	371	1134	573	201	315	45
<b>D02C:</b> Do you come to class late (after class has begun) without an approved excuse?																
1. Never	48.3	44.5	52.7	50.3	48.6	46.7	54.2	49.9	40.5	47.7	52.2	59.4	38.2	38.1	34.1	34.9
2. Less than once a week	25.1	25.6	23.9	25.2	19.9	24.8	22.1	23.6	30.8	25.9	20.7	22.4	32.3	20.0	25.7	20.8
3. 1-2 times a week	14.3	15.0	13.5	13.1	18.7	15.7	14.7	13.3	14.6	14.5	13.3	11.2	15.3	21.9	17.4	30.9
4. 3-5 times a week	8.3	10.2	6.5	7.5	9.4	7.9	5.2	9.7	9.6	8.0	9.5	4.4	10.3	13.9	15.4	2.8
5. 6-9 times a week	2.6	2.7	2.7	2.4	1.5	3.1	3.1	1.8	3.0	2.8	1.7	2.0	2.7	3.7	4.5	2.0
6. 10-19 times a week	0.5	0.7	0.3	0.6	0.8	0.6	0.7	0.6	0.2	0.4	1.2	0.2	0.6	0.8	1.5	1.1
7. 20 or more	0.9	1.3	0.4	0.9	1.2	1.1	0.1	1.1	1.2	0.8	1.3	0.5	0.6	1.7	1.4	7.5
<i>Item 25750 Subject B06</i>	<i>N</i> 2296	1136	1058	1368	277	388	558	819	531	1893	368	1133	566	198	315	45

\*= $\leq$ less than .05 percent.



## DESCRIPTIVE RESULTS: 2011

121

QUESTIONNAIRE FORM 2 2011	TOTAL	SEX		RACE		REGION				COLLEGE PLANS?		ILLICIT DRUG USE: LIFETIME				
		M	F	White	Black	NE	NC	S	W	Yes	No	None	Mari- juana Only	Few Pills	More Pills	Any Her- oin
<i>N (Weighted No. of Cases):</i>	2467	1212	1096	1414	309	447	577	889	554	1954	376	1181	601	210	337	49
<i>% of Weighted Total:</i>	100.0	49.1	44.4	57.3	12.5	18.1	23.4	36.0	22.4	79.2	15.2	47.9	24.4	8.5	13.7	2.0
<b>D03:</b> Do you feel that the rules about student behavior in your school are generally fair and reasonable?																
5. Yes	22.0	22.3	21.0	22.7	18.5	21.2	24.5	21.3	21.3	22.5	20.2	24.2	22.7	22.1	13.4	15.2
4. Yes, mostly	42.8	39.9	47.1	46.3	33.6	42.9	44.4	41.1	43.8	44.7	34.0	44.4	45.1	41.7	40.3	19.4
3. Don't know, can't say	10.2	10.6	9.8	9.0	11.3	11.3	11.1	8.3	11.3	9.6	12.4	9.9	10.2	10.4	10.3	13.2
2. No, mostly	14.8	15.6	13.7	14.4	15.6	17.4	10.9	15.9	15.1	14.3	17.0	12.0	14.1	17.9	22.5	17.1
1. No	10.2	11.6	8.4	7.7	21.0	7.3	9.1	13.4	8.5	8.9	16.4	9.5	7.8	7.9	13.5	35.2
<i>Item 25760 Subject B04, B10</i>	<i>N</i> 2310	1149	1058	1372	285	389	561	826	533	1905	369	1137	573	201	316	45
<b>D04:</b> How satisfied are you with your life as a whole these days?																
1. Completely dissatisfied	3.2	3.8	1.8	2.5	3.5	3.2	2.7	3.3	3.8	2.4	6.9	3.4	1.9	3.9	3.1	10.3
2. Quite dissatisfied	7.8	8.4	7.2	7.7	9.3	10.7	8.3	6.9	6.6	7.6	8.0	8.6	7.1	4.4	7.9	11.8
3. Somewhat dissatisfied	6.5	5.6	7.1	5.2	6.8	6.3	6.7	7.2	5.3	6.0	8.2	5.7	5.8	8.2	9.0	11.2
4. Neither, or mixed feelings	10.8	9.9	11.8	9.4	14.1	7.6	12.4	8.6	14.6	10.3	14.0	9.1	10.8	11.2	15.8	8.4
5. Somewhat satisfied	21.9	21.0	23.3	21.8	23.6	18.8	23.4	23.5	19.9	22.2	20.7	20.7	23.7	24.6	23.3	6.5
6. Quite satisfied	34.6	34.5	35.6	37.5	25.7	36.9	32.9	33.5	36.5	36.4	26.8	36.8	34.8	34.7	29.9	22.8
7. Completely satisfied	15.2	16.8	13.2	15.8	16.9	16.6	13.5	17.0	13.3	15.2	15.5	15.7	15.9	13.0	11.1	28.9
<i>Item 6840 Subject P01, Q01</i>	<i>N</i> 2305	1146	1056	1372	282	387	562	824	532	1900	369	1135	573	200	316	45
<b>D05:</b> These next questions ask you to guess how well you might do in several different situations.																
How good do you think you would be . . .																
<b>D05A:</b> As a husband or wife?																
1. Poor	1.7	2.0	1.0	1.4	3.3	2.7	0.5	2.1	1.6	1.2	4.4	1.6	1.4	0.8	1.6	4.0
2. Not so good	1.5	1.9	1.3	1.3	1.5	2.5	1.7	1.3	1.0	1.5	1.9	0.8	1.6	2.0	3.7	3.0
3. Fairly good	8.4	8.3	8.4	7.0	10.2	7.9	8.9	8.3	8.4	8.0	9.7	7.9	7.9	9.2	9.1	10.4
4. Good	29.7	31.6	28.1	30.9	22.6	29.3	31.6	26.3	33.4	29.5	30.6	33.8	25.0	30.5	27.3	12.9
5. Very good	53.7	50.6	57.3	54.9	57.3	54.6	53.2	57.2	48.4	55.9	43.6	51.2	60.2	54.1	51.5	57.4
8. Don't know	4.9	5.7	3.9	4.5	5.2	2.8	4.1	4.8	7.2	3.9	9.8	4.6	3.9	3.5	6.8	12.3
<i>Item 6850 Subject D01, Q01</i>	<i>N</i> 2308	1145	1060	1372	284	387	562	826	532	1903	369	1136	572	198	315	46
<b>D05B:</b> As a parent?																
1. Poor	2.8	2.8	2.6	2.8	3.0	4.2	2.0	2.9	2.7	2.4	4.8	2.8	1.6	3.4	3.1	9.7
2. Not so good	2.4	1.8	3.1	2.7	0.7	2.9	2.4	1.9	2.9	2.4	2.9	2.3	1.2	3.0	5.0	-
3. Fairly good	9.0	10.8	7.3	8.7	6.3	7.8	10.1	7.9	10.6	8.1	13.9	9.8	7.7	7.4	9.5	6.2
4. Good	27.9	29.6	26.3	30.0	19.6	28.2	30.8	24.3	30.1	28.9	23.2	29.6	25.8	31.4	27.2	18.1
5. Very good	52.7	48.4	56.9	50.6	66.9	54.1	50.0	58.5	45.6	54.0	45.4	50.2	60.0	48.2	50.6	56.9
8. Don't know	5.1	6.6	3.8	5.1	3.4	2.7	4.7	4.6	8.2	4.3	9.7	5.4	3.8	6.6	4.6	9.1
<i>Item 6860 Subject D02, Q01</i>	<i>N</i> 2303	1145	1057	1369	282	388	559	824	532	1899	367	1134	571	198	315	43
<b>D05C:</b> As a worker on a job?																
1. Poor	1.1	1.4	0.4	1.2	1.5	1.2	0.5	1.5	1.0	0.5	4.0	1.2	0.5	0.4	0.7	4.2
2. Not so good	0.5	0.4	0.4	0.5	0.6	0.1	1.0	0.4	0.3	0.3	1.2	0.4	0.3	-	1.1	2.1
3. Fairly good	4.2	5.0	2.9	3.8	3.8	4.9	4.0	2.6	6.2	3.7	6.0	3.2	5.2	5.8	5.6	1.1
4. Good	25.7	26.3	25.5	27.3	20.6	25.5	26.1	24.3	27.8	25.8	24.3	28.3	19.7	28.8	26.1	21.2
5. Very good	66.3	63.8	69.5	65.6	69.2	67.5	67.2	68.3	61.5	68.0	59.9	65.0	72.5	63.2	63.9	69.4
8. Don't know	2.2	3.2	1.3	1.6	4.3	0.8	1.2	2.9	3.2	1.7	4.6	2.0	1.8	1.8	2.6	2.0
<i>Item 6870 Subject C03, Q01</i>	<i>N</i> 2304	1143	1060	1371	282	387	561	824	532	1902	367	1135	571	198	315	43
<b>D06:</b> How much do you agree or disagree with each of the following statements?																
<b>D06A:</b> There is too much competition in this society																
1. Disagree	11.0	15.6	5.5	12.2	14.5	8.3	10.1	13.2	10.3	10.2	14.7	9.8	12.2	7.7	12.0	31.5
2. Mostly disagree	9.9	11.0	8.6	10.1	6.9	8.8	10.3	8.8	12.0	10.1	8.6	9.7	8.6	11.8	11.5	9.0
3. Neither	24.7	26.5	23.2	25.0	30.1	18.4	26.3	26.9	24.1	24.3	26.0	28.0	22.1	16.6	23.2	6.6
4. Mostly agree	33.0	28.5	37.7	34.1	25.3	39.1	35.9	28.4	32.6	34.6	25.8	32.7	35.2	39.8	27.5	27.8
5. Agree	21.5	18.3	25.0	18.6	23.2	25.6	17.3	22.7	21.0	20.9	24.9	19.8	22.0	24.2	25.9	25.1
<i>Item 7010 Subject Q08</i>	<i>N</i> 2280	1133	1047	1359	277	382	557	817	525	1877	356	1131	563	197	310	42



QUESTIONNAIRE FORM 2 2011	TOTAL	SEX		RACE		REGION				COLLEGE PLANS?		ILLCIT DRUG USE: LIFETIME				
		M	F	White	Black	NE	NC	S	W	Yes	No	None	Mari- juana Only	Few Pills	More Pills	Any Her- oin
<i>N (Weighted No. of Cases):</i>	2467	1212	1096	1414	309	447	577	889	554	1954	376	1181	601	210	337	49
<i>% of Weighted Total:</i>	100.0	49.1	44.4	57.3	12.5	18.1	23.4	36.0	22.4	79.2	15.2	47.9	24.4	8.5	13.7	2.0
<b>D06B:</b> Too many young people are sloppy about their grooming and clothing, and just don't care how they look																
1. Disagree	9.8	12.3	6.9	9.2	11.5	10.6	5.8	11.9	10.2	9.1	11.8	8.7	10.3	10.8	12.7	13.3
2. Mostly disagree	17.2	18.9	14.7	16.4	15.9	15.8	17.1	15.6	20.7	17.6	15.2	17.3	18.2	15.6	17.1	4.6
3. Neither	27.6	28.4	27.1	27.8	26.6	28.8	25.9	28.3	27.3	28.0	24.9	28.1	25.5	27.2	27.9	28.2
4. Mostly agree	29.3	25.5	33.9	30.9	25.9	27.9	34.2	27.1	28.7	29.6	28.4	29.9	30.4	33.5	25.4	14.5
5. Agree	16.1	15.0	17.3	15.7	20.2	16.8	17.0	17.1	13.2	15.7	19.6	16.0	15.6	12.9	16.9	39.3
<i>Item 7020 Subject Q08</i>	<i>N</i> 2279	<i>1131</i>	<i>1049</i>	<i>1361</i>	<i>276</i>	<i>379</i>	<i>558</i>	<i>817</i>	<i>525</i>	<i>1878</i>	<i>355</i>	<i>1131</i>	<i>563</i>	<i>195</i>	<i>310</i>	<i>43</i>
<b>D06C:</b> There is too much hard rock music on the radio these days																
1. Disagree	37.6	41.7	33.5	43.9	22.8	43.1	37.2	34.3	39.2	36.8	41.7	34.6	35.9	44.3	44.7	66.9
2. Mostly disagree	18.8	18.3	19.6	19.9	9.6	19.1	21.4	16.3	19.8	20.3	11.2	20.9	17.7	16.4	16.4	18.0
3. Neither	34.3	30.7	38.0	28.8	50.7	30.4	31.7	39.3	32.2	34.5	34.0	35.0	37.2	31.7	30.1	9.3
4. Mostly agree	4.9	4.4	5.5	4.8	7.3	5.6	4.6	5.4	4.0	4.9	5.3	5.1	5.8	4.0	3.9	1.7
5. Agree	4.3	5.0	3.4	2.6	9.6	1.8	5.0	4.7	4.7	3.5	7.8	4.4	3.5	3.5	4.8	4.2
<i>Item 7030 Subject Q08</i>	<i>N</i> 2274	<i>1130</i>	<i>1043</i>	<i>1359</i>	<i>273</i>	<i>378</i>	<i>557</i>	<i>814</i>	<i>524</i>	<i>1873</i>	<i>355</i>	<i>1128</i>	<i>561</i>	<i>195</i>	<i>310</i>	<i>43</i>
<b>D06D:</b> People should do their own thing, even if other people think it's strange																
1. Disagree	2.9	4.0	1.0	2.3	5.9	3.0	1.7	4.2	2.0	1.7	8.0	3.0	1.7	2.5	3.3	11.9
2. Mostly disagree	2.9	3.0	2.7	2.7	3.5	0.9	4.2	3.1	2.9	2.7	4.1	2.9	2.9	2.5	2.9	-
3. Neither	13.8	15.2	11.9	12.5	15.6	11.9	10.7	16.2	14.7	13.3	15.6	14.0	14.6	14.8	9.4	4.4
4. Mostly agree	33.3	34.3	32.9	35.8	23.7	31.7	37.8	29.1	36.3	34.0	30.3	34.3	33.3	32.7	32.4	36.7
5. Agree	47.1	43.6	51.5	46.7	51.3	52.6	45.6	47.5	44.0	48.3	42.0	45.8	47.5	47.5	52.0	46.9
<i>Item 7040 Subject Q08</i>	<i>N</i> 2269	<i>1127</i>	<i>1042</i>	<i>1356</i>	<i>273</i>	<i>379</i>	<i>556</i>	<i>812</i>	<i>522</i>	<i>1872</i>	<i>351</i>	<i>1125</i>	<i>562</i>	<i>195</i>	<i>309</i>	<i>43</i>
<b>D06E:</b> I get a real kick out of doing things that are a little dangerous																
1. Disagree	11.4	8.2	14.2	9.8	23.1	9.8	10.6	13.3	10.3	11.1	12.0	15.2	9.3	5.1	5.9	7.6
2. Mostly disagree	12.5	9.8	15.3	13.1	11.5	11.8	13.7	11.9	12.9	13.4	9.0	16.8	9.5	9.2	6.3	5.1
3. Neither	31.8	30.6	33.8	30.0	34.4	32.4	29.4	34.7	29.3	32.1	30.5	33.6	32.9	29.7	25.7	-
4. Mostly agree	28.5	31.8	24.8	30.6	19.4	30.1	32.0	23.6	31.1	28.9	25.9	24.4	31.7	36.3	33.1	40.5
5. Agree	15.8	19.6	11.8	16.6	11.7	15.8	14.4	16.5	16.3	14.5	22.5	10.0	16.7	19.6	29.0	46.8
<i>Item 7050 Subject Q04</i>	<i>N</i> 2266	<i>1129</i>	<i>1037</i>	<i>1355</i>	<i>274</i>	<i>379</i>	<i>557</i>	<i>811</i>	<i>519</i>	<i>1866</i>	<i>355</i>	<i>1124</i>	<i>561</i>	<i>193</i>	<i>309</i>	<i>43</i>
<b>D06F:</b> I like to test myself every now and then by doing something a little risky																
1. Disagree	13.0	9.9	15.7	11.7	19.2	10.1	10.1	16.4	12.9	12.9	12.8	18.4	8.5	6.5	7.3	8.6
2. Mostly disagree	12.1	8.9	14.9	12.3	10.1	11.8	14.4	11.7	10.6	12.8	9.0	15.5	11.1	7.0	6.5	3.4
3. Neither	25.3	24.4	26.3	24.1	27.9	25.2	24.2	26.3	24.9	24.8	27.2	26.0	28.1	22.7	18.6	4.5
4. Mostly agree	32.7	35.2	31.0	34.0	27.9	33.1	36.0	28.0	36.1	34.2	24.6	28.0	34.7	47.9	39.2	26.7
5. Agree	16.9	21.7	12.1	17.9	14.8	19.8	15.2	17.6	15.6	15.3	26.3	12.1	17.7	15.9	28.5	56.8
<i>Item 7060 Subject Q04</i>	<i>N</i> 2265	<i>1126</i>	<i>1040</i>	<i>1354</i>	<i>274</i>	<i>375</i>	<i>555</i>	<i>812</i>	<i>523</i>	<i>1869</i>	<i>352</i>	<i>1121</i>	<i>561</i>	<i>195</i>	<i>310</i>	<i>41</i>
<b>D06G:</b> I take a positive attitude toward myself																
1. Disagree	3.5	3.8	2.3	3.6	5.6	3.7	4.4	3.5	2.3	2.3	9.0	3.4	2.2	2.5	4.7	17.7
2. Mostly disagree	6.0	4.8	7.1	6.4	2.4	7.6	6.2	4.7	6.6	5.7	7.6	6.2	5.1	4.7	7.4	6.1
3. Neither	16.2	15.5	17.2	16.3	20.3	16.9	16.8	15.5	16.3	15.0	20.8	14.8	16.4	18.3	18.5	7.9
4. Mostly agree	35.2	35.7	35.9	36.6	26.6	29.8	39.4	35.5	34.0	37.3	26.4	36.4	37.1	33.9	32.3	15.8
5. Agree	39.1	40.2	37.4	37.1	45.2	42.0	33.2	40.9	40.7	39.8	36.2	39.1	39.2	40.6	37.1	52.5
<i>Item 12550 Subject Q01</i>	<i>N</i> 2260	<i>1124</i>	<i>1038</i>	<i>1352</i>	<i>274</i>	<i>375</i>	<i>555</i>	<i>810</i>	<i>519</i>	<i>1866</i>	<i>350</i>	<i>1118</i>	<i>560</i>	<i>195</i>	<i>308</i>	<i>41</i>
<b>D06H:</b> I feel I am a person of worth, on an equal plane with others																
1. Disagree	3.9	4.9	2.1	3.6	6.3	4.6	3.7	4.4	3.0	2.6	10.2	4.2	2.6	2.3	4.2	19.9
2. Mostly disagree	5.0	5.3	4.4	5.8	2.4	4.7	5.9	4.8	4.4	4.1	7.6	3.7	4.8	5.5	8.1	4.4
3. Neither	14.1	13.4	14.8	13.4	17.7	14.6	12.0	15.8	13.3	13.3	17.6	14.3	13.3	16.6	13.8	4.7
4. Mostly agree	32.6	31.6	34.6	33.9	26.3	30.3	38.0	30.7	31.3	33.4	29.5	32.6	34.4	34.0	30.8	13.6
5. Agree	44.4	44.9	44.1	43.3	47.3	45.9	40.4	44.1	48.0	46.6	35.1	45.1	44.8	41.5	43.1	57.4
<i>Item 12570 Subject Q01</i>	<i>N</i> 2263	<i>1123</i>	<i>1040</i>	<i>1353</i>	<i>274</i>	<i>377</i>	<i>555</i>	<i>810</i>	<i>521</i>	<i>1866</i>	<i>351</i>	<i>1122</i>	<i>560</i>	<i>194</i>	<i>308</i>	<i>43</i>



## DESCRIPTIVE RESULTS: 2011

123

QUESTIONNAIRE FORM 2 2011	TOTAL	SEX		RACE		REGION				COLLEGE PLANS?		ILLCIT DRUG USE: LIFETIME					
		M	F	White	Black	NE	NC	S	W	Yes	No	None	Mari- juana Only	Few Pills	More Pills	Any Her- oin	
<i>N (Weighted No. of Cases):</i>	2467	1212	1096	1414	309	447	577	889	554	1954	376	1181	601	210	337	49	
<i>% of Weighted Total:</i>	100.0	49.1	44.4	57.3	12.5	18.1	23.4	36.0	22.4	79.2	15.2	47.9	24.4	8.5	13.7	2.0	
<b>D06I:</b> I am able to do things as well as most other people																	
1. Disagree	2.5	3.0	1.2	1.9	4.7	2.4	1.9	3.0	2.4	1.4	7.1	2.6	1.8	2.1	1.8	14.2	
2. Mostly disagree	2.6	2.2	2.6	2.7	2.2	2.3	3.3	2.0	2.9	2.1	4.9	2.7	2.1	0.9	3.5	-	
3. Neither	11.9	12.4	11.0	12.1	14.5	10.9	10.8	13.4	11.4	10.5	15.9	12.3	10.7	10.2	12.4	5.3	
4. Mostly agree	36.7	36.0	38.3	37.3	30.9	37.4	41.5	33.6	35.7	37.0	37.3	36.9	35.1	43.5	35.5	36.7	
5. Agree	46.4	46.3	46.8	46.1	47.6	46.9	42.4	48.0	47.6	48.9	34.8	45.5	50.4	43.4	46.8	43.8	
<i>Item 12580 Subject Q01</i>	<i>N</i>	2260	1126	1034	1355	272	376	553	810	521	1863	351	1116	560	195	311	43
<b>D06J:</b> On the whole, I'm satisfied with myself																	
1. Disagree	4.0	4.8	2.5	3.5	6.4	2.8	4.5	4.3	4.0	2.9	9.2	4.1	3.1	2.0	4.9	15.7	
2. Mostly disagree	5.6	4.8	6.3	6.1	2.7	5.2	6.0	4.4	7.5	5.0	9.0	5.1	5.2	4.7	10.1	1.5	
3. Neither	14.3	15.4	13.3	14.2	17.4	13.1	14.5	14.0	15.6	13.3	18.3	13.6	14.6	13.2	15.4	7.5	
4. Mostly agree	31.4	30.4	32.8	32.4	26.2	31.9	35.7	28.9	30.3	32.4	26.9	31.2	31.8	39.9	27.6	25.7	
5. Agree	44.6	44.6	45.0	43.7	47.3	47.1	39.2	48.5	42.7	46.5	36.5	46.0	45.3	40.2	42.0	49.6	
<i>Item 12620 Subject P01, Q01</i>	<i>N</i>	2263	1123	1039	1353	274	376	555	811	522	1866	351	1120	561	195	308	42
<b>D06K:</b> I feel I do not have much to be proud of																	
1. Disagree	40.3	39.6	41.2	39.5	43.9	39.4	39.8	44.3	35.3	42.3	30.6	42.4	39.7	34.7	38.4	43.4	
2. Mostly disagree	26.0	25.5	27.3	27.9	20.3	28.9	25.6	23.5	28.0	26.6	22.8	25.6	28.7	30.9	21.2	16.9	
3. Neither	17.5	18.8	15.9	15.8	22.9	16.0	16.7	18.1	18.5	16.1	23.7	16.8	14.8	18.1	22.2	20.6	
4. Mostly agree	10.9	9.7	11.6	11.4	6.1	10.6	13.2	8.3	12.5	10.4	14.2	10.6	10.5	11.6	12.4	8.5	
5. Agree	5.3	6.3	3.9	5.4	6.8	5.1	4.6	5.7	5.6	4.6	8.6	4.6	6.2	4.7	5.7	10.6	
<i>Item 12660 Subject Q01</i>	<i>N</i>	2258	1122	1035	1351	272	375	553	808	521	1861	351	1116	559	194	309	43
<b>D06L:</b> Sometimes I think that I am no good at all																	
1. Disagree	40.2	41.4	38.3	39.8	42.3	40.4	39.7	43.0	36.0	41.2	34.3	41.1	42.1	34.9	37.0	44.5	
2. Mostly disagree	19.9	20.9	19.1	20.9	13.4	19.4	22.0	17.6	21.4	20.2	18.2	21.2	18.2	23.9	16.4	18.3	
3. Neither	18.8	19.5	18.1	17.7	21.9	18.4	18.3	19.2	18.9	18.3	21.1	18.6	19.5	17.1	18.3	12.4	
4. Mostly agree	14.4	11.5	18.0	15.2	14.4	15.0	13.4	13.5	16.4	14.5	14.5	13.0	14.1	18.6	18.2	9.4	
5. Agree	6.8	6.7	6.4	6.4	8.0	6.8	6.5	6.6	7.3	5.9	11.9	6.1	6.1	5.5	10.1	15.4	
<i>Item 12680 Subject Q01</i>	<i>N</i>	2257	1119	1037	1349	273	375	551	809	521	1862	351	1114	560	195	309	42
<b>D06M:</b> I feel that I can't do anything right																	
1. Disagree	46.5	48.6	44.2	45.9	48.9	45.7	45.0	48.5	45.5	47.8	40.5	47.5	48.4	42.2	43.6	52.8	
2. Mostly disagree	21.8	22.8	21.3	23.3	16.3	21.5	23.2	20.8	21.8	22.9	16.8	21.6	23.3	26.9	18.5	11.3	
3. Neither	18.8	17.2	19.9	17.9	23.2	18.0	18.0	20.7	17.3	17.5	23.6	19.4	16.9	17.8	17.7	16.6	
4. Mostly agree	8.8	7.4	10.7	8.7	7.5	9.8	9.6	6.6	10.9	8.6	10.5	8.2	7.5	10.2	14.3	3.9	
5. Agree	4.1	4.0	3.8	4.2	4.1	4.9	4.2	3.4	4.6	3.2	8.7	3.3	3.9	3.0	5.8	15.4	
<i>Item 12720 Subject Q01</i>	<i>N</i>	2258	1122	1035	1351	273	376	553	809	520	1862	351	1115	561	194	309	42
<b>D06N:</b> I feel that my life is not very useful																	
1. Disagree	55.9	56.8	55.4	55.5	54.0	55.2	56.0	57.7	53.4	57.9	45.7	58.0	59.5	48.7	48.8	51.9	
2. Mostly disagree	17.7	16.9	18.7	18.1	13.3	20.2	17.5	16.0	18.6	18.2	15.6	17.4	16.9	23.1	18.6	13.8	
3. Neither	14.9	14.3	15.3	14.5	20.4	12.2	14.0	16.4	15.2	13.7	19.4	15.0	11.5	18.1	14.5	10.5	
4. Mostly agree	7.6	7.6	7.7	7.3	7.5	7.8	7.8	6.3	9.1	7.1	10.1	6.2	7.8	8.0	13.1	5.3	
5. Agree	4.0	4.3	2.9	4.5	4.8	4.6	4.6	3.6	3.7	3.0	9.2	3.3	4.3	2.0	5.1	18.5	
<i>Item 12750 Subject Q01</i>	<i>N</i>	2256	1120	1036	1350	272	373	553	809	520	1861	351	1115	560	194	308	43
<b>D07:</b> How many of your friends would you estimate . . .																	
<b>D07A:</b> Smoke cigarettes?																	
1. None	24.6	21.0	27.9	20.7	43.5	21.3	20.3	27.0	27.6	25.1	21.8	34.5	18.3	13.0	7.5	10.0	
2. A few	34.9	33.8	36.4	35.4	27.1	38.5	31.4	32.7	39.6	36.3	27.5	39.4	36.0	25.9	23.9	20.0	
3. Some	26.4	29.2	23.7	26.9	19.0	26.3	28.2	25.4	26.1	27.3	22.7	21.2	32.1	34.4	30.9	23.7	
4. Most	13.0	14.9	11.1	16.0	9.2	13.0	18.5	13.7	6.2	10.8	24.7	4.4	12.7	24.2	35.6	42.8	
5. All	1.1	1.1	0.9	1.0	1.2	1.0	1.5	1.1	0.5	0.6	3.2	0.5	1.0	2.5	2.2	3.5	
<i>Item 7070 Subject A02a</i>	<i>N</i>	2265	1119	1044	1354	273	378	554	812	521	1868	351	1119	559	196	310	43



QUESTIONNAIRE FORM 2 2011	TOTAL	SEX		RACE		REGION				COLLEGE PLANS?		ILLCIT DRUG USE: LIFETIME				
		M	F	White	Black	NE	NC	S	W	Yes	No	None	Mari- juana Only	Few Pills	More Pills	Any Her- oin
<i>N (Weighted No. of Cases):</i>	2467	1212	1096	1414	309	447	577	889	554	1954	376	1181	601	210	337	49
<i>% of Weighted Total:</i>	100.0	49.1	44.4	57.3	12.5	18.1	23.4	36.0	22.4	79.2	15.2	47.9	24.4	8.5	13.7	2.0
<b>D07B:</b> Smoke marijuana (pot, weed) or hashish?																
1. None	19.4	17.8	20.7	18.9	29.0	13.7	19.0	24.5	16.1	19.3	19.7	31.9	6.7	6.1	4.8	10.0
2. A few	26.7	25.6	28.5	27.9	17.1	23.8	28.7	25.9	27.7	27.0	24.5	36.2	22.2	19.4	8.9	1.7
3. Some	26.6	29.2	24.2	27.8	22.6	25.2	26.2	26.1	28.8	26.8	26.1	21.2	30.9	34.9	32.1	42.9
4. Most	23.2	23.0	23.2	21.9	25.5	32.7	21.2	20.2	23.4	23.5	22.4	9.6	35.0	36.0	42.6	32.4
5. All	4.1	4.4	3.4	3.4	5.8	4.6	4.9	3.3	4.1	3.4	7.3	1.1	5.2	3.5	11.6	13.1
<i>Item 7080 Subject A02a</i>	<i>N</i> 2265	1121	1043	1355	273	377	554	814	520	1868	352	1118	557	196	310	43
<b>D07C:</b> Take LSD?																
1. None	77.5	75.0	80.5	77.3	89.0	78.5	77.5	79.9	73.2	78.5	72.4	85.8	80.5	68.1	54.2	28.4
2. A few	16.7	19.0	14.0	17.5	6.2	16.4	17.0	14.6	19.8	16.4	18.9	10.9	14.9	27.0	32.0	39.3
3. Some	4.4	4.5	4.3	4.3	2.3	4.0	3.4	4.5	5.8	4.1	6.4	2.7	3.5	4.5	10.9	17.8
4. Most	0.8	0.7	1.0	0.6	1.5	0.6	1.6	0.5	0.5	0.7	1.2	0.3	0.5	0.4	2.4	7.5
5. All	0.6	0.7	0.2	0.3	1.0	0.4	0.4	0.6	0.7	0.4	1.1	0.2	0.6	-	0.5	7.1
<i>Item 7090 Subject A02a</i>	<i>N</i> 2248	1117	1032	1352	271	373	553	806	516	1851	352	1111	557	190	309	43
<b>D07D:</b> Take other hallucinogens (mescaline, peyote, "shrooms" or psilocybin, PCP, etc.)?																
1. None	68.2	65.1	71.4	66.4	86.1	68.4	67.5	74.3	59.3	69.6	60.7	79.8	71.7	46.0	36.4	32.6
2. A few	23.2	25.2	21.4	25.3	8.4	25.2	24.5	17.5	29.4	23.2	24.4	15.8	22.2	45.0	39.9	23.9
3. Some	6.5	7.4	5.8	6.7	2.9	4.4	5.1	6.6	9.2	5.5	10.8	3.5	4.3	7.3	18.2	28.5
4. Most	1.6	1.7	1.2	1.4	1.6	1.6	2.7	1.1	1.4	1.3	2.9	0.7	1.5	1.6	4.7	5.9
5. All	0.5	0.5	0.2	0.1	1.0	0.4	0.2	0.6	0.6	0.3	1.2	0.1	0.2	-	0.8	9.0
<i>Item 7100 Subject A02a</i>	<i>N</i> 2250	1112	1038	1350	272	373	551	808	518	1853	353	1110	557	195	309	40
<b>D07E:</b> Take amphetamines (uppers, speed, Adderall, Ritalin, etc.)?																
1. None	68.7	66.5	70.5	66.8	84.3	72.2	63.7	70.9	68.1	70.2	61.5	81.2	72.5	52.3	31.7	30.6
2. A few	21.0	22.9	19.6	22.6	10.0	19.0	24.5	18.0	23.6	20.5	24.5	14.0	21.6	29.3	39.4	31.6
3. Some	8.0	8.2	7.9	8.8	3.4	7.1	8.5	8.6	7.1	7.5	9.8	4.4	4.8	15.1	20.1	25.3
4. Most	1.8	1.9	1.6	1.6	1.7	0.6	3.2	2.2	0.6	1.6	3.0	0.3	0.9	3.3	7.7	5.4
5. All	0.4	0.5	0.3	0.2	0.6	1.1	0.1	0.2	0.6	0.3	1.2	0.1	0.2	-	1.1	7.1
<i>Item 7110 Subject A02a</i>	<i>N</i> 2253	1117	1037	1354	272	372	553	810	518	1856	354	1111	556	195	309	43
<b>D07F:</b> Take sedatives/barbiturates (downers)?																
1. None	78.9	76.2	82.1	78.9	88.7	83.4	78.5	79.3	75.5	80.9	70.2	86.9	84.5	67.2	53.8	37.8
2. A few	14.2	16.9	11.9	15.2	5.0	12.0	13.4	12.7	19.2	13.5	17.8	9.9	10.9	25.0	26.7	35.2
3. Some	5.5	5.6	5.2	5.0	3.7	3.1	5.7	6.7	5.1	4.8	8.5	2.7	3.1	7.8	16.0	20.7
4. Most	1.0	0.9	0.5	0.8	1.6	0.9	2.1	0.9	-	0.6	2.2	0.4	1.2	-	2.2	4.1
5. All	0.4	0.4	0.3	0.2	1.0	0.6	0.3	0.4	0.2	0.2	1.3	0.1	0.2	-	1.3	2.2
<i>Item 7135 Subject A02a</i>	<i>N</i> 2250	1115	1035	1355	272	370	554	810	517	1852	354	1109	555	195	309	43
<b>D07G:</b> Take tranquilizers?																
1. None	86.1	84.3	88.2	86.5	94.9	90.0	86.7	85.5	83.3	87.5	79.3	91.2	91.4	76.4	67.2	60.3
2. A few	9.6	11.6	7.7	9.6	2.9	6.4	8.9	9.4	13.2	8.9	13.5	6.7	6.9	17.0	19.9	19.3
3. Some	3.5	3.5	3.3	3.3	1.3	2.7	3.4	4.3	3.0	3.1	5.6	1.8	1.0	5.7	11.5	14.7
4. Most	0.5	0.4	0.5	0.4	-	0.5	0.8	0.4	0.4	0.4	0.9	0.1	0.5	0.9	1.1	4.1
5. All	0.3	0.2	0.3	0.2	0.9	0.4	0.2	0.5	0.1	0.2	0.7	0.2	0.2	-	0.3	1.5
<i>Item 7140 Subject A02a</i>	<i>N</i> 2242	1108	1036	1349	269	372	551	804	515	1848	350	1108	553	195	308	43
<b>D07H:</b> Take cocaine?																
1. None	81.2	81.0	81.3	82.4	89.6	82.9	82.8	81.4	77.8	82.7	73.7	88.0	85.2	75.0	58.2	42.5
2. A few	14.5	14.5	14.4	13.7	7.6	13.3	13.8	13.8	17.1	13.6	18.8	9.8	13.5	19.6	27.6	34.0
3. Some	3.4	3.6	3.3	3.4	0.9	3.2	2.5	3.6	4.2	3.0	5.4	1.8	1.0	5.0	11.9	9.4
4. Most	0.5	0.3	0.7	0.2	1.1	0.4	0.4	0.9	0.2	0.5	0.6	0.3	0.1	0.4	1.7	2.8
5. All	0.4	0.6	0.2	0.2	0.7	0.2	0.4	0.4	0.7	0.2	1.5	0.1	0.2	-	0.6	11.2
<i>Item 7150 Subject A02a</i>	<i>N</i> 2221	1100	1023	1332	266	367	549	793	512	1828	348	1095	551	192	305	42



## DESCRIPTIVE RESULTS: 2011

125

QUESTIONNAIRE FORM 2 2011	TOTAL	SEX		RACE		REGION				COLLEGE PLANS?		ILLICIT DRUG USE: LIFETIME				
		M	F	White	Black	NE	NC	S	W	Yes	No	None	Mari- juana Only	Few Pills	More Pills	Any Her- oin
<i>N (Weighted No. of Cases):</i>	2467	1212	1096	1414	309	447	577	889	554	1954	376	1181	601	210	337	49
<i>% of Weighted Total:</i>	100.0	49.1	44.4	57.3	12.5	18.1	23.4	36.0	22.4	79.2	15.2	47.9	24.4	8.5	13.7	2.0
<b>D07I: Take heroin?</b>																
1. None	89.8	90.0	89.4	90.8	91.6	92.4	89.5	90.0	88.2	90.8	84.5	91.2	93.1	89.4	85.4	46.7
2. A few	7.5	7.3	7.9	7.7	5.3	5.5	8.8	7.0	8.3	6.8	11.2	6.9	6.0	7.8	8.6	34.0
3. Some	2.1	2.0	2.3	1.5	1.5	1.9	1.3	2.3	2.8	1.9	3.1	1.6	0.7	2.7	5.2	8.6
4. Most	0.3	0.3	0.2	-	1.3	0.2	0.3	0.4	-	0.2	0.5	0.2	-	-	0.6	3.5
5. All	0.3	0.4	0.1	0.1	0.3	-	0.1	0.3	0.7	0.2	0.7	0.1	0.2	-	0.2	7.2
<i>Item 7160 Subject A02a</i>	<i>N</i> 2214	1096	1022	1327	264	366	549	788	511	1825	344	1093	551	191	301	42
<b>D07J: Take other narcotics (codeine, Vicodin, OxyContin, Percocet, etc.)?</b>																
1. None	69.0	66.1	71.7	67.2	82.8	73.8	65.8	72.3	63.8	70.8	60.2	81.7	75.3	46.9	30.6	29.7
2. A few	19.8	21.5	18.7	20.9	8.8	14.6	23.0	16.8	24.8	19.9	19.4	14.1	19.2	33.0	32.5	29.3
3. Some	8.6	10.0	7.1	8.7	7.8	8.8	7.4	8.2	10.1	7.6	13.5	3.4	4.9	17.9	26.4	23.9
4. Most	2.3	2.1	2.3	2.9	0.3	2.2	3.6	2.1	1.1	1.6	6.0	0.8	0.4	2.2	9.5	15.5
5. All	0.3	0.3	0.2	0.3	0.3	0.5	0.1	0.5	0.1	0.1	0.9	0.1	0.2	-	1.0	1.6
<i>Item 7170 Subject A02a</i>	<i>N</i> 2219	1099	1024	1333	265	368	549	791	511	1826	348	1093	552	192	304	42
<b>D07K: Use inhalants (sniff glue, aerosols, laughing gas, etc.)?</b>																
1. None	83.6	82.4	83.8	85.0	91.0	87.8	81.5	86.1	78.9	84.9	77.6	86.3	89.2	80.4	70.1	57.5
2. A few	11.2	11.8	11.3	11.2	4.0	8.3	14.0	9.4	13.2	10.5	14.9	10.5	7.6	11.8	17.2	30.8
3. Some	3.8	4.4	3.4	3.0	3.4	1.6	3.5	3.1	6.6	3.4	5.5	2.7	2.8	5.6	7.6	7.9
4. Most	0.9	0.7	1.2	0.7	1.0	1.6	0.8	0.9	0.6	0.9	0.8	0.4	0.1	1.7	3.3	2.2
5. All	0.5	0.6	0.3	0.2	0.6	0.7	0.1	0.4	0.7	0.3	1.2	0.1	0.2	0.4	1.8	1.6
<i>Item 7180 Subject A02a</i>	<i>N</i> 2208	1094	1017	1326	262	366	547	788	507	1817	346	1087	548	191	304	42
<b>D07L: Drink alcoholic beverages (liquor, beer, wine)?</b>																
1. None	17.4	19.4	14.7	15.3	31.5	14.5	15.6	19.4	18.4	16.0	25.2	24.8	11.2	6.8	5.8	14.8
2. A few	13.2	11.1	15.8	13.1	12.4	8.5	14.5	13.2	15.1	13.5	9.8	18.8	8.7	10.4	3.3	2.1
3. Some	19.1	20.2	18.9	20.2	18.4	13.9	20.1	21.9	17.5	19.7	16.2	23.0	18.6	9.2	13.9	19.8
4. Most	36.4	34.9	37.5	36.1	30.7	39.1	35.9	35.2	36.9	37.9	31.0	27.6	44.1	46.4	50.0	36.1
5. All	13.9	14.4	13.2	15.2	7.1	24.0	13.8	10.4	12.0	12.9	17.9	5.9	17.4	27.2	27.1	27.3
<i>Item 7190 Subject A02a</i>	<i>N</i> 2226	1107	1023	1329	266	370	547	793	515	1833	350	1097	552	191	306	40
<b>D07M: Get drunk at least once a week?</b>																
1. None	28.1	27.1	29.1	26.1	42.7	21.5	26.9	31.3	29.1	27.6	28.4	39.4	19.3	14.7	10.8	12.9
2. A few	24.1	25.3	22.9	24.4	19.1	19.8	24.1	25.0	25.9	25.0	21.1	27.1	24.0	24.8	16.0	8.0
3. Some	24.0	24.6	23.5	24.2	22.6	26.3	22.1	24.3	23.9	24.4	23.2	20.5	24.4	28.7	32.1	31.2
4. Most	19.0	18.2	19.8	20.0	13.2	24.1	22.1	15.3	17.5	19.2	18.5	10.7	27.4	24.1	28.7	40.1
5. All	4.9	4.9	4.8	5.3	2.4	8.3	4.8	4.1	3.6	3.8	8.8	2.3	5.0	7.7	12.4	7.8
<i>Item 7200 Subject A02a</i>	<i>N</i> 2222	1102	1023	1330	264	370	548	790	514	1830	348	1094	551	191	306	42
<b>D07N: Take "crack" cocaine?</b>																
1. None	87.9	89.0	86.7	89.2	92.5	90.1	88.5	87.7	86.1	89.1	82.1	89.9	90.5	86.7	79.4	77.4
2. A few	8.7	7.6	10.0	8.6	3.1	8.1	8.6	8.4	9.8	8.1	12.2	7.4	8.0	8.4	15.2	5.5
3. Some	2.5	2.6	2.3	1.8	1.7	1.4	2.0	2.5	3.7	2.2	3.4	2.0	0.7	4.9	4.3	14.9
4. Most	0.6	0.6	0.6	0.3	1.8	0.4	0.9	0.7	0.3	0.5	1.4	0.5	0.5	-	0.9	2.2
5. All	0.3	0.2	0.3	0.1	0.9	-	-	0.6	0.1	0.1	1.0	0.2	0.2	-	0.2	-
<i>Item 7151 Subject A02a</i>	<i>N</i> 2214	1098	1019	1330	263	367	548	787	512	1821	348	1091	549	191	305	42
<b>E01: How much do you think people risk harming themselves (physically or in other ways) if they . . .</b>																
<b>E01A: Try cocaine in powder form once or twice</b>																
1. No risk	7.6	8.6	5.4	6.3	12.9	6.7	7.2	10.0	5.1	6.1	14.7	5.9	5.8	6.7	15.3	20.3
2. Slight risk	16.7	16.3	17.6	18.4	7.0	17.5	19.1	12.6	19.7	17.0	14.5	16.3	12.9	25.1	19.7	27.9
3. Moderate risk	22.1	22.4	22.8	24.4	13.0	23.5	26.8	19.3	20.5	22.7	18.8	21.6	23.0	20.5	23.5	24.3
4. Great risk	48.0	46.6	49.4	46.2	57.3	48.1	42.2	51.4	49.2	49.7	41.1	49.6	54.3	42.5	38.3	23.2
5. Can't say, drug unfamiliar	5.6	6.0	4.8	4.7	9.8	4.3	4.7	6.8	5.4	4.5	10.9	6.6	4.0	5.3	3.2	4.2
<i>Item 12501 Subject A14a</i>	<i>N</i> 2196	1091	1010	1316	263	362	546	780	509	1814	342	1087	546	189	298	41



QUESTIONNAIRE FORM 2 2011	TOTAL	SEX		RACE		REGION				COLLEGE PLANS?		ILLCIT DRUG USE: LIFETIME				
		M	F	White	Black	NE	NC	S	W	Yes	No	None	Mari- juana Only	Few Pills	More Pills	Any Her- oin
<i>N (Weighted No. of Cases):</i>	2467	1212	1096	1414	309	447	577	889	554	1954	376	1181	601	210	337	49
<i>% of Weighted Total:</i>	100.0	49.1	44.4	57.3	12.5	18.1	23.4	36.0	22.4	79.2	15.2	47.9	24.4	8.5	13.7	2.0
<b>E01B:</b> Take cocaine powder occasionally																
1. No risk	4.7	4.9	3.4	3.3	12.0	3.8	4.6	6.4	2.7	3.6	9.0	4.2	4.0	3.9	6.1	12.8
2. Slight risk	5.3	5.8	4.3	5.9	2.4	5.4	5.4	5.5	4.7	4.8	8.0	4.0	4.7	2.2	12.1	14.6
3. Moderate risk	20.3	21.4	20.7	22.4	11.7	20.9	25.2	14.9	22.9	20.4	20.1	20.2	16.7	28.8	21.5	28.9
4. Great risk	64.2	61.9	66.8	63.7	64.1	65.3	60.1	66.4	64.3	66.6	52.5	64.9	70.4	59.6	57.3	41.0
5. Can't say, drug unfamiliar	5.6	6.0	4.8	4.7	9.8	4.6	4.7	6.8	5.5	4.6	10.5	6.7	4.2	5.5	3.0	2.7
<i>Item 12502 Subject A14a</i>	<i>N</i>	<i>2192</i>	<i>1086</i>	<i>1010</i>	<i>1312</i>	<i>264</i>	<i>359</i>	<i>546</i>	<i>780</i>	<i>1811</i>	<i>342</i>	<i>1084</i>	<i>544</i>	<i>189</i>	<i>298</i>	<i>42</i>
<b>E01C:</b> Take cocaine powder regularly																
1. No risk	4.4	4.7	3.1	3.0	11.2	4.1	4.1	5.7	3.0	3.3	8.5	3.9	3.8	5.3	5.1	11.3
2. Slight risk	1.4	1.2	1.5	1.1	1.1	2.0	0.9	1.5	1.2	1.0	2.9	0.9	1.1	-	3.3	3.9
3. Moderate risk	5.1	6.1	4.4	5.3	5.7	5.5	5.6	6.2	2.8	4.3	8.7	4.2	3.2	6.7	10.3	8.2
4. Great risk	83.3	81.7	85.9	85.7	71.8	83.9	83.8	79.9	87.6	86.5	69.0	84.3	87.2	81.6	78.3	72.1
5. Can't say, drug unfamiliar	5.8	6.3	5.1	4.9	10.2	4.5	5.6	6.7	5.5	4.8	10.9	6.7	4.7	6.4	3.0	4.5
<i>Item 12503 Subject A14a</i>	<i>N</i>	<i>2190</i>	<i>1085</i>	<i>1009</i>	<i>1311</i>	<i>264</i>	<i>358</i>	<i>545</i>	<i>781</i>	<i>1812</i>	<i>339</i>	<i>1083</i>	<i>543</i>	<i>189</i>	<i>298</i>	<i>41</i>
<b>E01D:</b> Try "crack" cocaine once or twice																
1. No risk	6.8	7.4	5.3	5.6	12.1	6.6	6.8	8.9	3.8	5.5	12.6	6.1	5.5	7.0	9.5	16.4
2. Slight risk	16.0	15.1	17.7	17.3	7.5	18.2	18.1	12.0	18.5	16.1	14.8	16.6	13.4	21.5	15.4	17.4
3. Moderate risk	19.6	19.5	20.2	21.7	14.4	17.5	23.9	17.5	19.6	20.6	14.7	20.5	18.2	19.2	21.6	9.9
4. Great risk	51.7	51.6	51.9	50.4	55.9	53.4	45.9	54.7	52.0	52.8	47.2	50.1	58.2	45.5	50.0	53.6
5. Can't say, drug unfamiliar	5.9	6.4	4.9	5.0	10.1	4.2	5.3	6.9	6.1	4.9	10.7	6.6	4.8	6.7	3.4	2.7
<i>Item 12504 Subject A14a</i>	<i>N</i>	<i>2193</i>	<i>1089</i>	<i>1007</i>	<i>1314</i>	<i>264</i>	<i>359</i>	<i>546</i>	<i>782</i>	<i>1810</i>	<i>344</i>	<i>1083</i>	<i>544</i>	<i>188</i>	<i>299</i>	<i>42</i>
<b>E01E:</b> Take "crack" cocaine occasionally																
1. No risk	4.5	5.0	2.9	3.1	11.7	3.3	4.1	6.3	2.8	3.5	8.7	4.1	3.8	3.9	5.7	12.8
2. Slight risk	3.1	2.6	3.6	3.0	1.8	4.6	2.2	3.3	2.8	2.7	3.7	2.8	2.4	2.9	3.6	11.0
3. Moderate risk	20.3	19.9	21.6	22.6	12.9	18.9	25.2	16.5	21.8	20.5	20.2	21.4	18.9	23.9	20.6	6.2
4. Great risk	66.2	66.1	67.0	66.4	63.4	68.9	63.1	67.1	66.5	68.5	56.3	65.2	69.9	62.6	66.7	65.5
5. Can't say, drug unfamiliar	5.9	6.4	4.9	5.0	10.2	4.4	5.4	6.8	6.1	4.9	11.1	6.6	4.9	6.7	3.4	4.4
<i>Item 12505 Subject A14a</i>	<i>N</i>	<i>2189</i>	<i>1087</i>	<i>1007</i>	<i>1311</i>	<i>263</i>	<i>359</i>	<i>544</i>	<i>780</i>	<i>1809</i>	<i>340</i>	<i>1083</i>	<i>543</i>	<i>189</i>	<i>298</i>	<i>42</i>
<b>E01F:</b> Take "crack" cocaine regularly																
1. No risk	4.3	4.8	2.8	2.8	11.4	3.7	3.8	5.8	2.8	3.3	9.1	3.6	3.8	4.3	5.9	11.1
2. Slight risk	1.2	1.0	1.6	1.1	0.6	1.6	0.7	1.7	0.9	0.8	2.4	1.0	1.1	0.6	1.4	5.2
3. Moderate risk	4.5	4.5	4.8	4.3	6.0	7.2	5.0	4.4	2.4	4.3	4.9	4.4	4.1	6.5	5.0	2.0
4. Great risk	83.9	83.0	86.0	86.6	71.4	83.2	84.4	81.2	88.0	86.5	72.5	84.3	85.9	82.0	84.2	71.8
5. Can't say, drug unfamiliar	6.0	6.7	4.9	5.2	10.5	4.2	6.1	6.9	6.0	5.1	11.1	6.6	5.0	6.7	3.4	9.8
<i>Item 12506 Subject A14a</i>	<i>N</i>	<i>2187</i>	<i>1084</i>	<i>1007</i>	<i>1311</i>	<i>262</i>	<i>358</i>	<i>542</i>	<i>778</i>	<i>1809</i>	<i>339</i>	<i>1080</i>	<i>543</i>	<i>189</i>	<i>299</i>	<i>42</i>
<b>E01G:</b> Try any narcotic other than heroin (codeine, Vicodin, OxyContin, Percocet, etc.) once or twice																
1. No risk	9.9	11.2	7.4	8.9	14.2	8.0	10.8	12.1	7.0	8.3	16.7	6.7	9.5	8.0	21.0	18.5
2. Slight risk	23.2	24.9	22.5	27.6	7.8	27.2	25.6	17.3	27.1	24.3	18.1	20.8	20.1	33.4	31.0	43.8
3. Moderate risk	20.6	22.9	18.5	23.6	12.3	21.3	26.6	17.2	19.0	20.9	19.4	19.8	20.6	25.3	22.5	18.6
4. Great risk	39.9	34.7	45.8	35.0	53.2	39.0	31.5	45.6	40.9	41.0	35.6	45.1	43.7	27.7	24.2	16.4
5. Can't say, drug unfamiliar	6.3	6.4	5.9	5.0	12.5	4.5	5.6	7.8	6.0	5.6	10.2	7.7	6.1	5.5	1.3	2.7
<i>Item 32600 Subject A14a</i>	<i>N</i>	<i>2188</i>	<i>1086</i>	<i>1005</i>	<i>1310</i>	<i>261</i>	<i>358</i>	<i>545</i>	<i>781</i>	<i>1808</i>	<i>342</i>	<i>1080</i>	<i>544</i>	<i>189</i>	<i>297</i>	<i>42</i>
<b>E01H:</b> Try any narcotic other than heroin occasionally																
1. No risk	5.3	5.7	3.8	3.8	13.4	4.2	4.7	7.8	3.1	3.9	11.8	4.2	4.2	5.0	9.7	15.0
2. Slight risk	8.0	9.6	6.3	9.0	4.0	8.6	9.1	6.3	8.8	7.7	8.6	4.8	7.1	6.3	19.3	24.1
3. Moderate risk	25.7	28.4	23.8	30.3	11.8	27.2	32.0	20.9	25.3	26.9	20.7	23.4	25.7	36.9	28.8	32.4
4. Great risk	54.8	49.7	60.5	52.1	59.3	54.9	48.9	57.5	56.8	56.2	48.1	60.4	57.5	43.8	40.4	25.8
5. Can't say, drug unfamiliar	6.2	6.6	5.5	4.9	11.6	5.1	5.3	7.4	6.1	5.2	10.8	7.2	5.5	8.0	1.8	2.7
<i>Item 32610 Subject A14a</i>	<i>N</i>	<i>2185</i>	<i>1086</i>	<i>1004</i>	<i>1308</i>	<i>264</i>	<i>356</i>	<i>544</i>	<i>779</i>	<i>1808</i>	<i>340</i>	<i>1081</i>	<i>544</i>	<i>188</i>	<i>298</i>	<i>41</i>
<b>E01I:</b> Try any narcotic other than heroin regularly																
1. No risk	5.0	5.5	3.3	3.5	12.8	3.9	4.5	7.5	2.5	3.5	11.4	3.9	4.2	3.9	7.7	12.2
2. Slight risk	2.4	2.8	2.2	2.7	2.2	3.9	2.0	2.2	2.1	2.2	3.6	2.0	1.4	1.8	6.0	7.5
3. Moderate risk	10.8	12.6	8.7	11.6	5.9	12.5	14.3	8.0	9.9	10.6	11.4	6.9	10.5	14.0	21.2	28.6
4. Great risk	75.5	72.2	80.3	77.4	65.6	74.6	73.8	74.6	79.3	78.3	63.2	80.0	78.2	72.3	63.3	47.3
5. Can't say, drug unfamiliar	6.3	6.8	5.5	4.7	13.6	5.0	5.4	7.6	6.2	5.4	10.4	7.3	5.7	7.9	1.8	4.4
<i>Item 32620 Subject A14a</i>	<i>N</i>	<i>2190</i>	<i>1089</i>	<i>1006</i>	<i>1313</i>	<i>263</i>	<i>358</i>	<i>544</i>	<i>782</i>	<i>1807</i>	<i>343</i>	<i>1080</i>	<i>544</i>	<i>189</i>	<i>299</i>	<i>42</i>



DESCRIPTIVE RESULTS: 2011

127

QUESTIONNAIRE FORM 2 2011	TOTAL	SEX		RACE		REGION				COLLEGE PLANS?		ILLICIT DRUG USE: LIFETIME				
		M	F	White	Black	NE	NC	S	W	Yes	No	None	Mari- juana Only	Few Pills	More Pills	Any Her- oin
<i>N (Weighted No. of Cases):</i>	2467	1212	1096	1414	309	447	577	889	554	1954	376	1181	601	210	337	49
<i>% of Weighted Total:</i>	100.0	49.1	44.4	57.3	12.5	18.1	23.4	36.0	22.4	79.2	15.2	47.9	24.4	8.5	13.7	2.0
<b>E01J: Try Adderall once or twice</b>																
1. No risk	16.8	20.5	11.8	18.4	14.2	14.1	22.7	18.0	10.7	15.3	23.2	8.9	14.2	25.5	42.0	40.9
2. Slight risk	26.2	27.1	26.2	31.4	13.0	29.1	29.7	23.0	25.2	26.9	23.0	22.9	29.7	32.4	28.0	30.5
3. Moderate risk	13.6	12.2	15.3	14.7	9.0	16.8	13.4	12.5	13.2	14.2	10.5	15.4	14.0	12.6	8.4	8.4
4. Great risk	31.2	26.9	35.6	24.4	48.0	30.8	21.9	35.3	35.3	31.8	28.5	37.4	32.6	19.1	14.8	16.8
5. Can't say, drug unfamiliar	12.2	13.2	11.1	11.0	15.8	9.1	12.3	11.3	15.6	11.8	14.7	15.4	9.6	10.4	6.8	3.4
<i>Item 32630 Subject A14a</i>	<i>N</i> 2179	1088	997	1305	263	353	544	778	505	1800	342	1080	537	189	297	41
<b>E01K: Try Adderall occasionally</b>																
1. No risk	9.1	10.2	7.1	8.9	12.8	8.7	12.0	10.6	4.0	7.6	16.3	5.5	7.2	9.7	21.5	27.8
2. Slight risk	14.3	18.2	10.2	17.4	6.3	13.5	17.9	14.7	10.5	14.4	13.1	7.4	14.8	24.1	30.8	30.6
3. Moderate risk	23.8	24.0	24.3	27.8	12.6	25.9	25.8	19.9	26.1	24.9	18.8	23.7	27.1	27.7	17.9	19.2
4. Great risk	40.8	34.6	47.4	35.2	52.6	43.0	31.9	44.0	43.9	41.8	36.8	48.1	41.4	28.1	23.8	18.4
5. Can't say, drug unfamiliar	12.0	13.0	10.9	10.7	15.6	8.9	12.4	10.7	15.6	11.4	15.1	15.2	9.5	10.4	5.9	4.0
<i>Item 32640 Subject A14a</i>	<i>N</i> 2185	1086	1003	1312	262	355	544	782	503	1805	341	1079	541	188	298	42
<b>E01L: Try PCP ("angel dust") once or twice</b>																
1. No risk	7.3	8.3	5.3	6.4	12.9	5.8	8.8	8.8	4.7	5.9	14.0	5.4	5.8	5.9	12.8	40.7
2. Slight risk	12.0	12.2	12.1	14.0	4.7	11.9	13.8	10.4	12.6	12.4	9.6	12.1	10.1	16.2	12.0	17.3
3. Moderate risk	15.8	17.6	14.5	17.2	9.6	17.6	17.6	12.5	17.5	16.1	13.8	14.7	15.6	23.9	17.1	9.6
4. Great risk	53.9	51.2	56.9	52.6	59.4	55.3	47.9	57.5	53.8	55.1	49.0	54.3	59.5	43.4	53.0	26.6
5. Can't say, drug unfamiliar	11.0	10.6	11.2	9.8	13.4	9.4	12.0	10.9	11.3	10.5	13.6	13.5	9.1	10.7	5.0	5.7
<i>Item 12415 Subject A14a</i>	<i>N</i> 2180	1084	1001	1306	262	355	544	776	504	1804	338	1077	540	189	298	42
<b>E01M: Try crystal meth ("ice")</b>																
1. No risk	5.7	6.4	3.9	4.7	12.4	4.3	5.8	7.3	4.3	4.8	9.2	5.0	5.0	4.7	7.6	20.3
2. Slight risk	8.4	7.1	9.9	9.8	4.3	8.0	9.1	8.8	7.5	8.1	10.0	8.9	7.0	4.3	8.9	27.5
3. Moderate risk	12.0	12.2	12.3	12.3	7.4	12.5	15.0	10.1	11.2	12.3	9.8	11.7	11.4	19.5	11.5	-
4. Great risk	66.5	66.6	67.0	67.1	64.0	69.3	62.6	65.5	70.0	68.4	58.6	66.1	70.0	63.6	68.0	42.3
5. Can't say, drug unfamiliar	7.4	7.6	6.9	6.0	11.9	5.8	7.5	8.3	7.0	6.3	12.4	8.2	6.6	7.8	4.1	10.0
<i>Item 24420 Subject A14a</i>	<i>N</i> 2186	1088	1003	1310	264	355	544	781	506	1808	340	1079	542	189	298	41
<b>E01N: Try Salvia once or twice</b>																
1. No risk	15.0	18.4	10.4	16.0	13.0	15.9	14.7	14.5	15.4	13.7	20.4	7.2	13.8	26.7	33.7	46.1
2. Slight risk	18.4	18.5	18.9	21.9	9.5	23.0	19.3	14.9	19.6	19.2	14.5	14.1	22.5	21.8	25.3	21.2
3. Moderate risk	12.9	13.6	12.8	13.6	8.5	11.3	15.4	11.4	13.8	13.3	11.3	12.9	12.3	13.1	14.5	15.5
4. Great risk	36.7	31.8	41.6	31.8	50.6	34.8	32.0	42.3	34.4	36.9	36.0	43.3	36.8	27.5	21.5	9.4
5. Can't say, drug unfamiliar	17.0	17.7	16.2	16.6	18.4	14.9	18.6	16.9	16.8	16.9	17.8	22.5	14.6	10.9	5.0	7.9
<i>Item 32650 Subject A14a</i>	<i>N</i> 2175	1080	1002	1306	260	356	542	775	502	1800	339	1079	543	189	294	41
<b>E02: On how many occasions (if any) have you used "crack" cocaine?</b>																
<b>E02A: . . . in your lifetime?</b>																
1. 0 occasions	97.5	97.5	97.6	97.6	100.0	97.3	97.5	98.2	96.4	97.9	94.9	100.0	100.0	97.7	90.9	42.8
2. 1-2	1.0	0.9	1.2	1.2	-	1.5	1.4	0.5	0.9	0.7	2.5	-	-	2.3	3.1	19.7
3. 3-5	0.6	0.8	0.3	0.5	-	0.4	0.4	0.6	0.7	0.5	1.0	-	-	-	1.6	17.7
4. 6-9	0.2	0.2	0.2	*	-	-	0.3	0.1	0.5	0.3	0.1	-	-	-	1.3	2.8
5. 10-19	0.1	0.1	0.1	0.1	-	0.3	-	-	0.1	-	0.5	-	-	-	0.6	-
6. 20-39	0.2	0.3	0.1	0.3	-	-	-	0.1	0.9	0.2	0.2	-	-	-	0.2	10.2
7. 40 or more	0.4	0.3	0.5	0.3	-	0.5	0.4	0.4	0.5	0.3	0.8	-	-	-	2.2	6.8
<i>Item 22260 Subject A01a</i>	<i>N</i> 2199	1090	1011	1321	263	358	549	786	507	1820	342	1090	546	190	297	43
<b>E02B: . . . during the last 12 months?</b>																
1. 0 occasions	98.9	99.2	98.7	98.8	100.0	99.2	98.3	99.6	98.2	99.0	98.2	100.0	100.0	99.6	95.9	72.5
2. 1-2	0.5	0.4	0.6	0.5	-	0.3	0.9	0.2	0.6	0.4	0.8	-	-	0.4	2.2	7.7
3. 3-5	0.1	0.1	0.2	0.2	-	-	0.2	-	0.4	0.1	0.5	-	-	-	0.7	2.3
4. 6-9	*	-	0.1	-	-	-	0.2	-	-	*	-	-	-	-	-	2.1
5. 10-19	0.2	0.3	0.1	0.2	-	-	-	-	0.7	0.2	0.2	-	-	-	0.2	6.6
6. 20-39	0.1	-	-	-	-	-	0.1	-	0.2	*	0.2	-	-	-	-	3.3
7. 40 or more	0.2	0.2	0.3	0.3	-	0.5	0.3	0.2	-	0.2	0.2	-	-	-	0.9	5.4
<i>Item 22270 Subject A01b</i>	<i>N</i> 2199	1090	1011	1321	263	358	549	786	507	1820	342	1090	546	190	297	43

\*=less than .05 percent.



QUESTIONNAIRE FORM 2 2011	TOTAL	SEX		RACE		REGION				COLLEGE PLANS?		ILLCIT DRUG USE: LIFETIME					
		M	F	White	Black	NE	NC	S	W	Yes	No	None	Mari- juana Only	Few Pills	More Pills	Any Her- oin	
<i>N (Weighted No. of Cases):</i>	2467	1212	1096	1414	309	447	577	889	554	1954	376	1181	601	210	337	49	
<i>% of Weighted Total:</i>	100.0	49.1	44.4	57.3	12.5	18.1	23.4	36.0	22.4	79.2	15.2	47.9	24.4	8.5	13.7	2.0	
<b>E02C:</b> . . . during the last 30 days?																	
1. 0 occasions	99.4	99.4	99.4	99.3	100.0	99.2	99.5	99.8	98.8	99.5	99.1	100.0	100.0	99.6	98.0	83.8	
2. 1-2	0.1	0.2	0.1	0.2	-	0.3	-	-	0.4	0.1	0.2	-	-	0.4	0.9	-	
3. 3-5	*	-	*	-	-	-	-	-	0.1	-	0.1	-	-	-	-	0.7	
4. 6-9	0.1	-	0.2	-	-	-	0.2	-	0.1	*	0.2	-	-	-	0.2	2.1	
5. 10-19	0.2	0.3	-	0.2	-	-	0.3	-	0.6	0.2	0.2	-	-	-	-	9.9	
6. 20-39	0.1	-	0.2	0.1	-	-	-	0.2	-	0.1	-	-	-	-	0.6	-	
7. 40 or more	0.1	0.1	0.1	0.1	-	0.5	0.1	-	-	*	0.2	-	-	-	0.3	3.5	
<i>Item 22280 Subject A01c</i>	<i>N</i>	<i>2199</i>	<i>1090</i>	<i>1011</i>	<i>1321</i>	<i>263</i>	<i>358</i>	<i>549</i>	<i>786</i>	<i>507</i>	<i>1820</i>	<i>342</i>	<i>1090</i>	<i>546</i>	<i>190</i>	<i>297</i>	<i>43</i>
<b>E03:</b> On how many occasions (if any) have you used PCP?																	
<b>E03A:</b> . . . in your lifetime?																	
1. 0 occasions	97.9	97.3	98.7	97.5	100.0	97.1	97.8	98.2	98.3	98.3	96.2	100.0	100.0	95.6	95.3	45.7	
2. 1-2	1.2	1.9	0.5	1.6	-	2.2	1.0	0.7	1.4	1.1	1.5	-	-	3.5	2.4	27.4	
3. 3-5	0.3	0.2	0.4	0.3	-	-	0.7	0.2	0.1	0.1	1.0	-	-	0.4	0.4	9.8	
4. 6-9	0.3	0.4	0.3	0.3	-	-	0.1	0.8	0.1	0.3	0.3	-	-	-	1.2	8.4	
5. 10-19	0.1	-	-	0.1	-	-	0.1	0.2	-	-	0.5	-	-	-	0.4	1.3	
6. 20-39	0.1	0.1	-	-	-	-	0.2	-	0.2	0.1	-	-	-	-	-	3.9	
7. 40 or more	0.2	0.2	0.1	0.2	-	0.8	0.1	-	-	*	0.5	-	-	0.6	0.3	3.5	
<i>Item 1181 Subject A01a</i>	<i>N</i>	<i>2194</i>	<i>1089</i>	<i>1009</i>	<i>1323</i>	<i>256</i>	<i>359</i>	<i>548</i>	<i>779</i>	<i>508</i>	<i>1810</i>	<i>346</i>	<i>1087</i>	<i>542</i>	<i>192</i>	<i>295</i>	<i>43</i>
<b>E03B:</b> . . . during the last 12 months?																	
1. 0 occasions	98.9	98.9	99.1	98.5	100.0	98.9	98.3	99.3	99.0	99.2	97.7	100.0	100.0	98.3	97.5	69.1	
2. 1-2	0.6	0.6	0.5	1.0	-	0.3	1.0	0.3	0.9	0.5	1.2	-	-	0.7	0.8	22.0	
3. 3-5	0.2	0.2	0.2	0.1	-	-	0.3	0.2	0.1	0.1	0.4	-	-	0.4	0.7	2.1	
4. 6-9	0.1	-	0.2	0.2	-	-	-	0.3	-	0.1	-	-	-	-	0.7	-	
5. 10-19	0.1	0.1	-	-	-	-	0.3	-	-	*	0.2	-	-	-	-	3.2	
6. 20-39	-	-	-	-	-	-	-	-	-	-	-	-	-	-	-	-	
7. 40 or more	0.2	0.2	0.1	0.2	-	0.8	0.1	-	-	*	0.5	-	-	0.6	0.3	3.5	
<i>Item 1182 Subject A01b</i>	<i>N</i>	<i>2193</i>	<i>1088</i>	<i>1009</i>	<i>1323</i>	<i>256</i>	<i>359</i>	<i>548</i>	<i>779</i>	<i>508</i>	<i>1810</i>	<i>346</i>	<i>1087</i>	<i>542</i>	<i>192</i>	<i>295</i>	<i>43</i>
<b>E03C:</b> . . . during the last 30 days?																	
1. 0 occasions	99.4	99.3	99.6	99.3	100.0	98.9	99.5	99.6	99.4	99.5	99.3	100.0	100.0	99.4	98.4	83.8	
2. 1-2	0.2	0.4	*	0.3	-	0.3	-	0.1	0.6	0.3	0.1	-	-	-	0.6	7.3	
3. 3-5	0.1	-	0.3	0.2	-	-	0.2	0.3	-	0.2	-	-	-	-	0.7	2.1	
4. 6-9	-	-	-	-	-	-	-	-	-	-	-	-	-	-	-	-	
5. 10-19	0.1	0.1	-	-	-	-	0.3	-	-	*	0.2	-	-	-	-	3.2	
6. 20-39	-	-	-	-	-	-	-	-	-	-	-	-	-	-	-	-	
7. 40 or more	0.2	0.2	0.1	0.2	-	0.8	0.1	-	-	*	0.5	-	-	0.6	0.3	3.5	
<i>Item 1183 Subject A01c</i>	<i>N</i>	<i>2194</i>	<i>1089</i>	<i>1009</i>	<i>1323</i>	<i>256</i>	<i>359</i>	<i>548</i>	<i>779</i>	<i>508</i>	<i>1810</i>	<i>346</i>	<i>1087</i>	<i>542</i>	<i>192</i>	<i>295</i>	<i>43</i>
<b>E04:</b> Anabolic steroids are prescription drugs sometimes prescribed by doctors to treat certain conditions. Some athletes, and others, have used them to try to increase muscle development. On how many occasions (if any) have you taken steroids on your own—that is, without a doctor telling you to take them . . .																	
<b>E04A:</b> . . . in your lifetime?																	
1. 0 occasions	98.1	97.0	99.4	98.0	99.4	97.8	98.6	97.7	98.2	98.4	97.2	99.1	99.5	96.6	94.7	83.3	
2. 1-2	0.7	1.3	0.2	0.7	0.6	0.7	0.4	1.2	0.4	0.5	1.2	0.2	-	2.2	2.7	2.0	
3. 3-5	0.2	0.3	0.1	0.2	-	0.3	0.3	0.4	-	0.2	0.4	0.1	-	0.7	0.8	2.2	
4. 6-9	0.3	0.4	0.2	0.5	-	0.6	0.1	0.4	-	0.2	0.5	0.2	0.3	0.5	0.1	1.7	
5. 10-19	0.2	0.5	-	0.2	-	0.1	0.2	0.2	0.5	0.3	-	0.3	-	-	0.8	-	
6. 20-39	0.1	0.3	-	0.2	-	-	0.1	-	0.6	0.2	-	-	-	-	0.2	6.7	
7. 40 or more	0.3	0.3	0.1	0.2	-	0.5	0.3	0.2	0.3	0.2	0.6	0.1	0.2	-	0.8	4.2	
<i>Item 22690 Subject A01a</i>	<i>N</i>	<i>2192</i>	<i>1085</i>	<i>1011</i>	<i>1320</i>	<i>260</i>	<i>358</i>	<i>550</i>	<i>779</i>	<i>505</i>	<i>1812</i>	<i>339</i>	<i>1092</i>	<i>541</i>	<i>190</i>	<i>295</i>	<i>42</i>



## DESCRIPTIVE RESULTS: 2011

129

QUESTIONNAIRE FORM 2 2011	TOTAL	SEX		RACE		REGION				COLLEGE PLANS?		ILLCIT DRUG USE: LIFETIME					
		M	F	White	Black	NE	NC	S	W	Yes	No	None	Mari- juana Only	Few Pills	More Pills	Any Her- oin	
<i>N (Weighted No. of Cases):</i>	2467	1212	1096	1414	309	447	577	889	554	1954	376	1181	601	210	337	49	
<i>% of Weighted Total:</i>	100.0	49.1	44.4	57.3	12.5	18.1	23.4	36.0	22.4	79.2	15.2	47.9	24.4	8.5	13.7	2.0	
<b>E04B:</b> . . . during the last 12 months?																	
1. 0 occasions	98.9	98.3	99.7	99.0	100.0	98.7	99.2	98.9	98.8	99.1	98.5	99.5	99.5	98.5	97.9	84.9	
2. 1-2	0.3	0.5	0.1	0.2	-	0.4	0.2	0.4	0.1	0.2	0.6	-	0.1	1.5	0.7	2.0	
3. 3-5	0.1	*	0.1	*	-	-	0.2	-	-	0.1	-	-	-	-	0.2	2.2	
4. 6-9	0.4	0.7	-	0.6	-	0.4	-	0.5	0.6	0.4	0.3	0.4	0.2	-	0.1	6.7	
5. 10-19	0.1	0.2	-	*	-	0.2	0.1	-	0.2	0.1	-	-	-	-	0.6	2.0	
6. 20-39	-	-	-	-	-	-	-	-	-	-	-	-	-	-	-	-	
7. 40 or more	0.2	0.1	0.1	0.1	-	0.3	0.1	0.2	0.3	0.1	0.6	0.1	0.2	-	0.6	2.2	
<i>Item 22700 Subject A01b</i>	<i>N</i>	<i>2192</i>	<i>1085</i>	<i>1011</i>	<i>1320</i>	<i>260</i>	<i>358</i>	<i>550</i>	<i>779</i>	<i>505</i>	<i>1812</i>	<i>339</i>	<i>1092</i>	<i>541</i>	<i>190</i>	<i>295</i>	<i>42</i>
<b>E04C:</b> . . . during the last 30 days?																	
1. 0 occasions	99.3	99.0	99.8	99.4	100.0	98.9	99.9	99.0	99.3	99.4	99.1	99.5	99.6	98.5	98.7	95.7	
2. 1-2	0.3	0.6	0.1	0.4	-	0.2	-	0.8	0.1	0.4	-	0.4	-	1.5	-	2.0	
3. 3-5	-	-	-	-	-	-	-	-	-	-	-	-	-	-	-	-	
4. 6-9	0.1	0.3	-	0.1	-	0.6	-	-	0.2	0.1	0.3	-	0.2	-	0.7	-	
5. 10-19	-	-	-	-	-	-	-	-	-	-	-	-	-	-	-	-	
6. 20-39	*	0.1	*	*	-	-	-	-	0.2	*	0.1	0.1	-	-	-	0.7	
7. 40 or more	0.2	0.1	0.1	0.1	-	0.3	0.1	0.2	0.1	0.1	0.5	*	0.2	-	0.6	1.6	
<i>Item 22710 Subject A01c</i>	<i>N</i>	<i>2192</i>	<i>1086</i>	<i>1010</i>	<i>1321</i>	<i>260</i>	<i>358</i>	<i>549</i>	<i>780</i>	<i>505</i>	<i>1812</i>	<i>339</i>	<i>1092</i>	<i>541</i>	<i>190</i>	<i>296</i>	<i>41</i>
<b>E05:</b> What methods have you used for taking steroids on your own? (Mark all that apply.)																	
A. Injection	0.4	0.7	0.1	0.5	-	0.3	0.2	0.3	0.8	0.4	0.1	0.2	0.1	0.5	0.8	7.1	
B. By mouth	1.1	2.0	*	1.2	0.2	1.3	1.0	1.1	1.0	0.9	1.3	0.6	0.3	0.9	2.9	12.0	
C. Haven't used steroids	98.8	97.7	99.9	98.7	99.8	98.5	98.9	98.8	98.8	99.0	98.6	99.4	99.7	98.6	96.3	88.0	
<i>Item 23790-23800, 30940 Subject A05dN</i>	<i>2182</i>	<i>1079</i>	<i>1008</i>	<i>1314</i>	<i>260</i>	<i>357</i>	<i>548</i>	<i>774</i>	<i>502</i>	<i>1805</i>	<i>336</i>	<i>1088</i>	<i>541</i>	<i>186</i>	<i>292</i>	<i>40</i>	
<b>E06:</b> When (if ever) did you FIRST do each of the following things?																	
<b>E06A:</b> Try "crack" cocaine																	
8. Never	97.5	97.6	97.6	97.8	99.5	97.9	97.5	98.3	96.1	98.1	94.8	100.0	100.0	97.6	91.2	42.1	
1. Grade 6 or below	0.1	*	0.1	0.1	-	0.3	0.1	-	-	0.1	-	-	-	-	0.3	-	
2. Grade 7	0.1	-	0.1	0.1	-	-	0.1	0.1	0.2	*	0.2	-	-	0.4	0.3	1.5	
3. Grade 8	0.3	0.2	0.5	0.2	-	-	0.3	0.5	0.3	0.3	0.5	-	-	-	1.7	6.0	
4. Grade 9 (Freshman)	0.6	0.6	0.6	0.6	-	1.1	-	0.1	1.5	0.5	1.1	-	-	0.5	2.3	13.0	
5. Grade 10 (Sophomore)	0.8	1.2	0.5	0.5	0.5	-	0.8	0.7	1.6	0.9	0.6	-	-	0.6	2.7	21.2	
6. Grade 11 (Junior)	0.3	0.3	0.4	0.3	-	0.7	0.5	0.2	0.1	0.1	1.4	-	-	0.9	1.0	5.9	
7. Grade 12 (Senior)	0.3	0.1	0.3	0.3	-	-	0.7	0.1	0.2	*	1.4	-	-	-	0.5	10.4	
<i>Item 5661 Subject A01g</i>	<i>N</i>	<i>2153</i>	<i>1063</i>	<i>995</i>	<i>1298</i>	<i>257</i>	<i>346</i>	<i>537</i>	<i>773</i>	<i>498</i>	<i>1790</i>	<i>331</i>	<i>1077</i>	<i>539</i>	<i>181</i>	<i>281</i>	<i>38</i>
<b>E06B:</b> Try any other form of cocaine																	
8. Never	96.2	95.8	96.6	96.5	98.7	97.4	94.6	97.2	95.4	96.9	92.4	100.0	100.0	97.0	81.3	31.9	
1. Grade 6 or below	0.2	0.4	-	0.3	0.4	0.2	-	0.1	0.6	0.2	0.3	-	-	-	0.6	7.7	
2. Grade 7	0.2	0.1	0.2	0.1	-	-	0.3	0.1	0.2	0.1	0.1	-	-	0.4	0.5	2.5	
3. Grade 8	0.1	0.1	0.1	0.1	-	-	0.2	0.2	0.1	0.1	0.4	-	-	-	0.7	2.5	
4. Grade 9 (Freshman)	0.7	0.8	0.7	0.7	-	1.1	0.5	0.5	1.0	0.4	2.4	-	-	-	4.7	5.8	
5. Grade 10 (Sophomore)	1.0	1.4	0.5	0.8	-	-	1.4	0.8	1.5	1.1	0.5	-	-	0.4	3.3	30.3	
6. Grade 11 (Junior)	1.0	0.9	1.0	0.8	0.4	0.4	1.7	0.5	1.2	0.7	2.1	-	-	1.4	5.6	6.2	
7. Grade 12 (Senior)	0.7	0.5	0.9	0.9	0.5	0.9	1.4	0.6	-	0.5	1.8	-	-	0.7	3.3	13.1	
<i>Item 5662 Subject A01g</i>	<i>N</i>	<i>2151</i>	<i>1060</i>	<i>994</i>	<i>1294</i>	<i>258</i>	<i>347</i>	<i>535</i>	<i>770</i>	<i>499</i>	<i>1781</i>	<i>337</i>	<i>1076</i>	<i>541</i>	<i>182</i>	<i>278</i>	<i>36</i>
<b>E06C:</b> Try crystal meth ("ice")																	
8. Never	98.3	98.0	98.9	98.8	100.0	99.6	98.8	98.8	96.1	98.6	96.8	100.0	100.0	98.8	94.4	48.9	
1. Grade 6 or below	0.2	0.3	0.1	0.1	-	-	0.2	0.1	0.6	0.2	0.1	-	-	0.4	-	10.1	
2. Grade 7	0.1	-	0.1	0.1	-	-	-	0.1	0.2	*	-	-	-	-	0.3	-	
3. Grade 8	0.3	0.5	0.1	0.3	-	-	0.2	0.2	0.7	0.2	0.4	-	-	-	0.8	10.6	
4. Grade 9 (Freshman)	0.3	0.3	0.4	0.1	-	0.4	0.2	0.2	0.7	0.2	1.3	-	-	-	1.8	6.3	
5. Grade 10 (Sophomore)	0.3	0.4	0.1	0.1	-	-	-	0.4	0.8	0.3	0.4	-	-	0.4	0.8	11.7	
6. Grade 11 (Junior)	0.3	0.3	0.3	0.5	-	-	0.5	-	0.8	0.3	0.2	-	-	-	1.2	9.8	
7. Grade 12 (Senior)	0.1	0.1	*	0.2	-	-	0.2	0.2	0.1	*	0.7	-	-	-	0.7	2.7	
<i>Item 24430 Subject A01g</i>	<i>N</i>	<i>2153</i>	<i>1068</i>	<i>991</i>	<i>1304</i>	<i>254</i>	<i>350</i>	<i>535</i>	<i>771</i>	<i>497</i>	<i>1789</i>	<i>329</i>	<i>1078</i>	<i>538</i>	<i>182</i>	<i>283</i>	<i>35</i>

\*= $\leq$  .05 percent.



QUESTIONNAIRE FORM 2 2011	TOTAL	SEX		RACE		REGION				COLLEGE PLANS?		ILLCIT DRUG USE: LIFETIME				
		M	F	White	Black	NE	NC	S	W	Yes	No	None	Mari- juana Only	Few Pills	More Pills	Any Her- oin
<i>N (Weighted No. of Cases):</i>	2467	1212	1096	1414	309	447	577	889	554	1954	376	1181	601	210	337	49
<i>% of Weighted Total:</i>	100.0	49.1	44.4	57.3	12.5	18.1	23.4	36.0	22.4	79.2	15.2	47.9	24.4	8.5	13.7	2.0
<b>E06D: Try steroids (anabolic steroids)</b>																
8. Never	98.5	97.5	99.8	98.5	98.9	99.1	98.4	98.2	98.8	98.7	97.9	99.2	99.7	99.1	96.1	85.1
1. Grade 6 or below	0.1	0.2	0.1	0.2	0.4	0.3	0.1	0.2	-	0.1	0.5	-	-	-	0.9	-
2. Grade 7	0.2	0.3	-	0.2	-	-	0.2	-	0.6	0.2	-	-	-	-	-	9.0
3. Grade 8	0.1	0.1	0.1	*	-	0.2	0.2	-	-	0.1	-	-	-	-	0.2	2.2
4. Grade 9 (Freshman)	0.3	0.4	*	0.3	0.2	0.4	0.5	0.2	0.1	0.2	0.8	*	0.3	-	1.2	2.1
5. Grade 10 (Sophomore)	0.2	0.5	-	0.3	-	-	0.2	0.5	-	0.2	0.4	0.3	-	0.3	0.6	-
6. Grade 11 (Junior)	0.5	0.9	-	0.4	0.5	-	0.3	0.8	0.4	0.4	0.2	0.6	-	0.5	0.6	-
7. Grade 12 (Senior)	0.1	0.1	-	-	-	-	0.1	-	0.2	0.1	0.2	-	-	-	0.3	1.6
<i>Item 23810 Subject A01g</i>	<i>N</i> 2156	1060	1001	1298	259	346	540	774	495	1790	334	1076	538	176	287	41
<b>E07: How difficult do you think it would be for you to get each of the following, if you wanted some?</b>																
<b>E07A: "Crack" cocaine</b>																
1. Probably impossible	29.2	28.0	29.3	25.2	50.5	26.0	27.9	33.9	25.5	28.2	33.9	33.4	28.9	28.2	16.2	18.9
2. Very difficult	24.4	26.5	22.5	28.7	11.9	30.1	25.4	20.0	26.1	25.3	19.2	24.1	28.0	23.3	23.6	12.5
3. Fairly difficult	22.5	23.6	22.4	24.8	16.3	23.2	24.4	21.1	22.0	22.7	21.9	22.3	21.9	22.6	25.1	20.0
4. Fairly easy	16.0	13.7	18.9	14.9	11.9	12.2	15.1	16.0	19.6	16.3	14.0	15.2	13.5	17.2	21.9	13.6
5. Very easy	8.0	8.2	6.8	6.4	9.4	8.5	7.2	9.1	6.8	7.5	11.1	5.0	7.6	8.7	13.3	35.0
<i>Item 6811 Subject A03a</i>	<i>N</i> 2153	1074	985	1300	253	345	541	770	497	1784	335	1057	535	189	297	43
<b>E07B: Cocaine in powder form</b>																
1. Probably impossible	28.3	26.6	29.0	24.2	51.2	24.6	27.7	33.2	23.9	27.6	31.6	33.1	27.8	26.9	14.4	17.5
2. Very difficult	22.8	25.1	20.7	27.0	12.4	29.1	24.5	18.1	23.7	23.8	17.3	24.2	26.4	21.4	16.2	9.0
3. Fairly difficult	22.5	23.6	22.2	24.9	14.1	22.9	23.3	20.9	23.8	22.9	21.4	21.4	23.5	23.5	25.1	11.9
4. Fairly easy	16.7	14.5	19.7	15.2	13.2	13.3	14.3	18.2	19.5	16.9	15.2	15.8	14.1	17.2	24.3	15.2
5. Very easy	9.7	10.2	8.3	8.7	9.1	10.1	10.3	9.6	9.0	8.9	14.5	5.5	8.2	10.9	20.1	46.4
<i>Item 6812 Subject A03a</i>	<i>N</i> 2151	1072	985	1298	253	346	540	768	497	1782	334	1055	535	189	297	42
<b>E07C: PCP</b>																
1. Probably impossible	34.8	31.6	37.3	30.7	59.1	35.6	32.8	38.9	30.0	34.3	37.3	39.4	33.7	30.5	25.7	17.4
2. Very difficult	25.9	30.0	22.4	30.5	15.7	27.8	30.0	21.7	26.8	26.9	20.5	25.9	28.0	26.5	26.4	9.2
3. Fairly difficult	22.1	22.0	22.7	22.7	12.6	20.8	24.4	20.7	22.7	22.5	20.4	20.0	21.8	24.7	27.6	25.2
4. Fairly easy	11.2	9.5	13.6	10.7	7.5	9.7	6.8	12.3	15.4	11.0	11.9	10.5	11.8	11.9	12.3	4.0
5. Very easy	6.0	6.9	4.0	5.4	5.1	6.1	6.0	6.4	5.2	5.2	10.0	4.2	4.6	6.4	8.1	44.3
<i>Item 6771 Subject A03a</i>	<i>N</i> 2136	1069	977	1285	253	345	536	761	494	1770	332	1044	535	189	294	41
<b>E07D: Crystal meth ("ice")</b>																
1. Probably impossible	35.8	33.0	37.8	31.9	59.2	38.6	33.7	40.3	29.2	35.3	38.4	38.6	38.0	35.0	24.9	14.1
2. Very difficult	26.3	28.1	24.6	30.8	15.4	28.5	29.2	22.9	26.8	26.9	23.0	26.5	27.6	23.5	27.7	17.7
3. Fairly difficult	20.8	22.1	20.5	22.1	12.7	18.3	23.8	19.4	21.7	21.6	16.7	18.8	20.9	23.0	26.6	23.0
4. Fairly easy	10.5	9.6	12.1	9.8	6.9	8.2	7.7	11.0	14.6	10.4	11.0	10.9	8.2	12.0	12.7	5.3
5. Very easy	6.5	7.2	5.0	5.4	5.7	6.3	5.7	6.4	7.7	5.7	10.9	5.1	5.3	6.5	8.2	39.9
<i>Item 24410 Subject A03a</i>	<i>N</i> 2143	1071	979	1293	253	347	537	763	496	1777	331	1049	535	189	296	41
<b>E07E: Steroids (anabolic steroids)</b>																
1. Probably impossible	30.1	26.4	32.6	25.5	53.3	29.6	26.4	34.6	27.7	29.0	35.7	32.1	30.7	25.4	24.5	27.5
2. Very difficult	20.3	20.7	20.1	23.8	11.5	23.4	21.1	17.4	21.7	21.2	14.7	20.0	20.8	21.0	24.4	3.1
3. Fairly difficult	23.5	25.2	22.7	25.1	15.6	21.7	27.9	20.9	23.7	24.1	20.8	22.4	24.1	27.8	23.8	18.8
4. Fairly easy	16.1	15.7	16.8	15.9	12.5	14.0	16.0	17.3	15.7	16.2	15.6	17.0	15.4	15.1	13.9	16.5
5. Very easy	10.1	12.0	7.8	9.7	7.1	11.2	8.7	9.8	11.1	9.5	13.2	8.5	9.0	10.6	13.4	34.0
<i>Item 23060 Subject A03a</i>	<i>N</i> 2143	1073	977	1293	251	346	538	762	496	1775	333	1048	534	189	297	42
<b>E08: Individuals differ in whether or not they disapprove of people doing certain things. Do YOU disapprove of people (who are 18 or older) doing each of the following?</b>																
<b>E08A: Smoking one or more packs of cigarettes per day</b>																
1. Don't disapprove	25.8	30.1	20.8	26.9	23.1	25.1	29.9	26.0	21.6	23.1	39.6	17.7	24.2	33.9	45.0	78.5
2. Disapprove	38.6	38.4	39.9	39.5	38.3	36.4	39.6	35.1	44.7	38.6	38.2	38.1	41.3	39.1	38.3	16.7
3. Strongly disapprove	35.6	31.5	39.3	33.6	38.6	38.6	30.5	38.9	33.7	38.4	22.2	44.1	34.6	27.0	16.6	4.8
<i>Item 8560 Subject A11a</i>	<i>N</i> 2176	1085	994	1317	254	352	541	780	502	1799	342	1073	536	191	300	43

\* = less than .05 percent.



DESCRIPTIVE RESULTS: 2011

131

QUESTIONNAIRE FORM 2 2011	TOTAL	SEX		RACE		REGION				COLLEGE PLANS?		ILLICIT DRUG USE: LIFETIME				
		M	F	White	Black	NE	NC	S	W	Yes	No	None	Mari- juana Only	Few Pills	More Pills	Any Her- oin
<i>N (Weighted No. of Cases):</i>	2467	1212	1096	1414	309	447	577	889	554	1954	376	1181	601	210	337	49
<i>% of Weighted Total:</i>	100.0	49.1	44.4	57.3	12.5	18.1	23.4	36.0	22.4	79.2	15.2	47.9	24.4	8.5	13.7	2.0
<b>E08B:</b> Trying marijuana once or twice																
1. Don't disapprove	52.5	55.9	48.7	55.9	41.5	62.9	53.3	45.0	55.9	51.2	59.4	28.6	70.9	76.2	85.2	90.9
2. Disapprove	27.3	25.6	28.9	25.4	32.4	22.2	26.5	31.6	25.0	27.7	24.4	37.4	21.8	17.7	10.2	5.8
3. Strongly disapprove	20.2	18.5	22.4	18.7	26.2	15.0	20.2	23.3	19.1	21.1	16.2	33.9	7.4	6.1	4.6	3.3
<i>Item 8570 Subject A11a</i>	<i>N 2170</i>	<i>1081</i>	<i>994</i>	<i>1313</i>	<i>254</i>	<i>352</i>	<i>540</i>	<i>778</i>	<i>501</i>	<i>1797</i>	<i>340</i>	<i>1071</i>	<i>535</i>	<i>190</i>	<i>300</i>	<i>42</i>
<b>E08C:</b> Smoking marijuana occasionally																
1. Don't disapprove	42.7	49.2	35.8	45.3	38.4	53.2	43.2	37.6	42.5	41.1	51.5	19.5	59.3	62.1	79.1	84.6
2. Disapprove	29.0	24.7	34.0	27.3	34.3	24.4	27.2	30.8	31.5	29.1	26.7	35.0	26.7	26.8	14.5	12.6
3. Strongly disapprove	28.3	26.2	30.2	27.5	27.3	22.3	29.6	31.5	26.0	29.8	21.8	45.5	14.0	11.1	6.4	2.9
<i>Item 8580 Subject A11a</i>	<i>N 2165</i>	<i>1078</i>	<i>991</i>	<i>1313</i>	<i>251</i>	<i>352</i>	<i>541</i>	<i>773</i>	<i>499</i>	<i>1792</i>	<i>339</i>	<i>1069</i>	<i>535</i>	<i>190</i>	<i>297</i>	<i>43</i>
<b>E08D:</b> Smoking marijuana regularly																
1. Don't disapprove	29.1	36.0	21.2	29.1	29.1	30.0	30.7	26.0	31.3	26.7	41.7	12.2	35.7	42.6	61.7	81.5
2. Disapprove	31.0	28.0	34.4	30.5	35.2	36.0	28.0	31.1	30.6	31.1	28.4	29.2	36.6	34.7	26.0	13.4
3. Strongly disapprove	39.9	36.0	44.4	40.3	35.7	34.1	41.2	42.9	38.1	42.2	29.9	58.6	27.7	22.7	12.2	5.1
<i>Item 8590 Subject A11a</i>	<i>N 2169</i>	<i>1080</i>	<i>992</i>	<i>1313</i>	<i>253</i>	<i>350</i>	<i>540</i>	<i>778</i>	<i>501</i>	<i>1794</i>	<i>341</i>	<i>1070</i>	<i>534</i>	<i>190</i>	<i>298</i>	<i>42</i>
<b>E08E:</b> Trying cocaine in powder form once or twice																
1. Don't disapprove	11.9	14.0	9.1	11.5	11.3	12.4	12.1	11.4	12.2	10.1	20.9	8.0	6.8	11.3	30.7	50.6
2. Disapprove	28.6	28.2	29.7	28.1	31.2	28.8	28.9	28.5	28.3	27.8	30.9	28.6	27.1	33.5	27.8	29.9
3. Strongly disapprove	59.5	57.9	61.2	60.4	57.5	58.8	58.9	60.1	59.6	62.1	48.2	63.3	66.1	55.2	41.5	19.5
<i>Item 23630 Subject A11a</i>	<i>N 2168</i>	<i>1080</i>	<i>993</i>	<i>1315</i>	<i>252</i>	<i>351</i>	<i>541</i>	<i>775</i>	<i>501</i>	<i>1792</i>	<i>341</i>	<i>1071</i>	<i>534</i>	<i>191</i>	<i>297</i>	<i>42</i>
<b>E08F:</b> Taking cocaine powder occasionally																
1. Don't disapprove	7.8	10.3	4.7	6.7	11.0	7.7	7.1	8.6	7.5	5.9	17.0	6.0	3.2	6.2	17.0	46.7
2. Disapprove	23.9	23.7	24.4	22.5	28.9	19.7	23.5	25.7	24.3	23.2	25.8	21.7	23.2	22.5	33.8	26.7
3. Strongly disapprove	68.3	66.1	70.9	70.8	60.1	72.5	69.4	65.7	68.2	70.9	57.2	72.3	73.5	71.2	49.2	26.6
<i>Item 23640 Subject A11a</i>	<i>N 2168</i>	<i>1079</i>	<i>994</i>	<i>1314</i>	<i>253</i>	<i>351</i>	<i>541</i>	<i>776</i>	<i>501</i>	<i>1794</i>	<i>340</i>	<i>1070</i>	<i>534</i>	<i>191</i>	<i>296</i>	<i>42</i>
<b>E08G:</b> Taking cocaine powder regularly																
1. Don't disapprove	6.2	7.9	3.8	4.9	9.6	7.0	5.1	6.7	6.3	4.4	15.1	5.3	3.1	4.5	12.5	34.8
2. Disapprove	18.2	18.1	18.9	16.1	26.3	15.5	16.9	20.2	18.3	17.0	22.4	16.8	17.4	15.7	24.4	23.2
3. Strongly disapprove	75.6	74.0	77.3	79.0	64.1	77.5	78.0	73.2	75.4	78.6	62.5	77.9	79.4	79.8	63.1	42.0
<i>Item 23650 Subject A11a</i>	<i>N 2165</i>	<i>1078</i>	<i>991</i>	<i>1312</i>	<i>252</i>	<i>350</i>	<i>541</i>	<i>774</i>	<i>501</i>	<i>1793</i>	<i>339</i>	<i>1070</i>	<i>532</i>	<i>191</i>	<i>298</i>	<i>42</i>
<b>E08H:</b> Trying "crack" cocaine once or twice																
1. Don't disapprove	8.6	9.9	6.4	7.7	10.3	9.4	7.1	9.2	8.7	7.3	14.8	7.2	5.6	7.3	15.7	34.2
2. Disapprove	26.5	24.9	29.2	26.0	29.1	26.8	26.1	27.3	25.6	26.2	27.4	27.7	24.1	27.9	26.9	21.8
3. Strongly disapprove	64.9	65.2	64.4	66.2	60.6	63.8	66.7	63.5	65.7	66.5	57.8	65.1	70.2	64.8	57.4	44.0
<i>Item 23660 Subject A11a</i>	<i>N 2165</i>	<i>1080</i>	<i>990</i>	<i>1314</i>	<i>251</i>	<i>350</i>	<i>540</i>	<i>775</i>	<i>501</i>	<i>1790</i>	<i>342</i>	<i>1068</i>	<i>532</i>	<i>191</i>	<i>298</i>	<i>42</i>
<b>E08I:</b> Taking "crack" cocaine occasionally																
1. Don't disapprove	6.1	7.7	3.8	4.7	10.1	6.8	4.8	6.6	6.1	4.7	12.3	5.9	3.3	4.5	9.8	26.7
2. Disapprove	21.1	20.7	21.8	19.8	27.5	16.5	19.9	23.9	21.0	20.1	24.8	20.4	20.4	18.8	25.4	20.6
3. Strongly disapprove	72.9	71.6	74.4	75.5	62.4	76.7	75.3	69.5	72.9	75.2	62.9	73.7	76.2	76.8	64.9	52.7
<i>Item 23670 Subject A11a</i>	<i>N 2167</i>	<i>1081</i>	<i>991</i>	<i>1314</i>	<i>253</i>	<i>350</i>	<i>539</i>	<i>778</i>	<i>501</i>	<i>1794</i>	<i>340</i>	<i>1069</i>	<i>534</i>	<i>191</i>	<i>298</i>	<i>42</i>
<b>E08J:</b> Taking "crack" cocaine regularly																
1. Don't disapprove	5.6	6.9	3.5	4.3	9.4	6.4	4.1	6.1	5.8	4.2	11.8	5.1	3.0	4.9	8.9	28.4
2. Disapprove	17.0	16.9	17.5	14.8	26.1	14.3	15.3	19.4	17.1	15.7	22.2	16.6	17.1	13.8	21.0	11.0
3. Strongly disapprove	77.4	76.1	79.0	80.9	64.5	79.3	80.7	74.5	77.0	80.1	66.0	78.3	80.0	81.3	70.1	60.6
<i>Item 23680 Subject A11a</i>	<i>N 2156</i>	<i>1076</i>	<i>984</i>	<i>1308</i>	<i>251</i>	<i>347</i>	<i>536</i>	<i>773</i>	<i>499</i>	<i>1783</i>	<i>339</i>	<i>1066</i>	<i>528</i>	<i>191</i>	<i>298</i>	<i>42</i>
<b>E08K:</b> Trying one or two drinks of an alcoholic beverage (beer, wine, liquor)																
1. Don't disapprove	65.9	66.8	65.3	72.6	42.9	70.8	73.0	60.0	63.7	65.7	67.0	55.0	73.5	78.5	84.7	77.3
2. Disapprove	18.4	17.9	18.8	14.7	30.0	16.5	15.5	19.5	21.0	18.0	20.0	22.8	14.6	13.6	11.7	9.0
3. Strongly disapprove	15.8	15.3	15.9	12.7	27.2	12.6	11.4	20.4	15.3	16.3	12.9	22.2	12.0	7.9	3.6	13.7
<i>Item 8710 Subject A11a</i>	<i>N 2165</i>	<i>1080</i>	<i>989</i>	<i>1316</i>	<i>251</i>	<i>350</i>	<i>539</i>	<i>777</i>	<i>499</i>	<i>1789</i>	<i>342</i>	<i>1070</i>	<i>532</i>	<i>189</i>	<i>298</i>	<i>42</i>



QUESTIONNAIRE FORM 2 2011	TOTAL	SEX		RACE		REGION				COLLEGE PLANS?		ILLCIT DRUG USE: LIFETIME					
		M	F	White	Black	NE	NC	S	W	Yes	No	None	Mari- juana Only	Few Pills	More Pills	Any Her- oin	
<i>N (Weighted No. of Cases):</i>	2467	1212	1096	1414	309	447	577	889	554	1954	376	1181	601	210	337	49	
<i>% of Weighted Total:</i>	100.0	49.1	44.4	57.3	12.5	18.1	23.4	36.0	22.4	79.2	15.2	47.9	24.4	8.5	13.7	2.0	
<b>E08L:</b> Taking one or two drinks nearly every day																	
1. Don't disapprove	30.5	37.7	22.8	33.5	25.9	30.3	35.1	30.3	26.1	29.0	38.4	23.0	31.1	37.4	48.3	70.0	
2. Disapprove	39.9	37.1	43.2	40.1	36.4	43.9	39.1	36.0	44.1	39.9	40.0	38.0	46.3	39.5	38.7	15.0	
3. Strongly disapprove	29.5	25.3	34.0	26.4	37.8	25.8	25.8	33.7	29.8	31.2	21.6	39.0	22.6	23.1	13.0	15.0	
<i>Item 8720 Subject A11a</i>	<i>N</i>	<i>2165</i>	<i>1078</i>	<i>992</i>	<i>1312</i>	<i>252</i>	<i>349</i>	<i>541</i>	<i>774</i>	<i>501</i>	<i>1793</i>	<i>339</i>	<i>1070</i>	<i>534</i>	<i>190</i>	<i>298</i>	<i>43</i>
<b>E08M:</b> Taking four or five drinks nearly every day																	
1. Don't disapprove	12.5	15.6	8.6	12.2	12.8	11.8	13.9	12.6	11.5	10.3	23.1	8.9	12.2	13.8	20.5	46.9	
2. Disapprove	31.3	33.4	29.0	31.9	33.7	27.4	34.7	31.1	30.6	30.2	35.6	26.7	32.8	36.4	41.9	27.7	
3. Strongly disapprove	56.2	50.9	62.4	55.9	53.4	60.8	51.4	56.3	57.9	59.4	41.3	64.3	55.0	49.8	37.6	25.4	
<i>Item 8730 Subject A11a</i>	<i>N</i>	<i>2165</i>	<i>1079</i>	<i>990</i>	<i>1313</i>	<i>252</i>	<i>349</i>	<i>538</i>	<i>777</i>	<i>501</i>	<i>1791</i>	<i>340</i>	<i>1068</i>	<i>533</i>	<i>191</i>	<i>297</i>	<i>42</i>
<b>E08N:</b> Having five or more drinks once or twice each weekend																	
1. Don't disapprove	28.9	33.1	23.6	32.2	18.8	32.8	32.0	26.5	26.5	26.8	39.6	16.3	34.5	42.3	51.7	60.5	
2. Disapprove	28.6	28.5	28.8	27.5	32.7	27.3	29.7	27.1	30.6	28.7	26.6	27.8	30.8	27.9	28.3	24.4	
3. Strongly disapprove	42.5	38.5	47.7	40.2	48.5	39.9	38.3	46.4	42.9	44.5	33.8	55.9	34.6	29.8	20.0	15.1	
<i>Item 8740 Subject A11a</i>	<i>N</i>	<i>2161</i>	<i>1074</i>	<i>991</i>	<i>1309</i>	<i>251</i>	<i>346</i>	<i>540</i>	<i>774</i>	<i>501</i>	<i>1788</i>	<i>340</i>	<i>1067</i>	<i>531</i>	<i>190</i>	<i>296</i>	<i>42</i>
The next two questions are about military service.																	
<b>E09A:</b> Do you favor or oppose a military draft at the present time?																	
1. Strongly oppose	33.2	34.6	31.3	33.1	39.4	37.7	33.2	32.5	31.2	34.6	25.9	32.6	32.3	33.6	37.5	30.0	
2. Mostly oppose	18.2	17.6	18.6	18.0	16.5	14.0	20.3	18.3	18.6	18.8	15.5	17.2	19.6	16.5	18.4	19.7	
3. No opinion, or mixed	38.2	34.8	42.6	37.8	36.3	39.7	37.8	38.8	36.4	37.5	42.3	39.8	40.9	37.3	31.9	20.8	
4. Mostly favor	6.2	7.8	4.5	6.7	3.3	4.7	5.2	6.2	8.1	5.9	7.4	7.2	4.7	4.8	5.1	6.7	
5. Strongly favor	4.3	5.2	3.0	4.4	4.6	3.9	3.4	4.1	5.7	3.1	8.9	3.2	2.5	7.8	7.1	22.8	
<i>Item 21060 Subject L02</i>	<i>N</i>	<i>2157</i>	<i>1077</i>	<i>988</i>	<i>1307</i>	<i>251</i>	<i>350</i>	<i>539</i>	<i>767</i>	<i>501</i>	<i>1785</i>	<i>334</i>	<i>1070</i>	<i>530</i>	<i>189</i>	<i>293</i>	<i>42</i>
<b>E09B:</b> Do you think any military draft in the U.S. should include women as well as men?																	
1. No	29.9	26.0	34.0	29.0	41.8	26.6	28.2	34.5	26.9	29.8	30.4	32.2	30.4	23.4	26.0	22.7	
2. Uncertain	31.4	29.4	33.6	29.2	32.7	29.5	35.1	29.5	31.6	32.0	27.9	30.5	33.5	31.8	31.7	15.2	
3. Yes	38.8	44.6	32.5	41.8	25.5	43.9	36.7	36.0	41.5	38.2	41.7	37.3	36.1	44.9	42.3	62.0	
<i>Item 21070 Subject L02</i>	<i>N</i>	<i>2188</i>	<i>1087</i>	<i>1000</i>	<i>1312</i>	<i>262</i>	<i>357</i>	<i>546</i>	<i>773</i>	<i>511</i>	<i>1793</i>	<i>346</i>	<i>1083</i>	<i>537</i>	<i>189</i>	<i>297</i>	<i>44</i>
The next questions are about your experiences in school.																	
<b>E10:</b> Some people like school very much. Others don't. How do you feel about going to school?																	
5. I like school very much	12.4	13.6	11.3	11.3	14.8	15.1	9.4	12.3	13.8	12.9	9.8	14.4	10.0	7.2	10.7	19.3	
4. I like school quite a lot	21.3	18.5	23.7	21.0	15.4	17.9	22.9	19.1	25.2	24.2	8.4	25.1	19.7	14.3	16.0	9.1	
3. I like school some	42.3	39.8	44.7	42.9	47.3	41.6	45.6	44.0	36.5	42.8	39.8	42.6	45.2	48.9	36.4	24.4	
2. I don't like school very much	16.6	18.9	14.7	17.2	16.6	15.5	14.5	17.8	17.9	15.1	24.1	13.5	16.9	22.0	23.6	17.1	
1. I don't like school at all	7.4	9.1	5.6	7.5	5.9	9.8	7.6	6.9	6.5	5.1	17.9	4.4	8.2	7.5	13.3	30.1	
<i>Item 7630 Subject B01, Q08</i>	<i>N</i>	<i>2193</i>	<i>1088</i>	<i>1006</i>	<i>1316</i>	<i>260</i>	<i>356</i>	<i>549</i>	<i>778</i>	<i>510</i>	<i>1794</i>	<i>350</i>	<i>1083</i>	<i>539</i>	<i>187</i>	<i>297</i>	<i>44</i>
<b>E11:</b> About how many hours do you spend in an average week on all your homework including both in school and out of school?																	
1. 0 hours	12.6	18.2	6.4	12.8	19.1	13.8	12.3	15.7	7.3	9.5	27.3	9.6	13.2	15.0	19.1	29.4	
2. 1-4 hours	48.6	46.4	50.3	48.8	46.7	53.9	44.4	48.5	49.7	48.4	50.0	43.9	53.0	53.1	54.0	56.4	
3. 5-9 hours	19.4	18.3	21.3	19.5	12.7	15.2	21.0	17.9	22.7	21.0	12.4	20.8	18.5	23.3	16.2	2.1	
4. 10-14 hours	9.0	8.3	10.1	8.4	11.0	8.4	10.9	7.7	9.5	9.9	4.7	11.7	8.0	4.9	3.0	6.8	
5. 15-19 hours	4.9	3.4	6.4	5.1	5.4	3.7	6.4	4.5	4.9	5.7	1.3	7.0	3.6	0.4	3.7	-	
6. 20-24 hours	2.0	2.1	2.0	1.9	2.4	2.1	1.5	2.6	1.7	2.3	0.6	2.9	1.3	1.0	1.1	3.8	
7. 25 or more hours	3.4	3.3	3.4	3.5	2.8	2.8	3.4	3.0	4.2	3.1	3.7	4.2	2.3	2.4	2.8	1.5	
<i>Item 7640 Subject B01</i>	<i>N</i>	<i>2186</i>	<i>1084</i>	<i>1002</i>	<i>1314</i>	<i>259</i>	<i>352</i>	<i>548</i>	<i>780</i>	<i>506</i>	<i>1785</i>	<i>350</i>	<i>1081</i>	<i>536</i>	<i>186</i>	<i>297</i>	<i>44</i>
<b>E12:</b> To what extent have you participated in the following school activities during this school year?																	



## DESCRIPTIVE RESULTS: 2011

133

QUESTIONNAIRE FORM 2 2011	TOTAL	SEX		RACE		REGION				COLLEGE PLANS?		ILLICIT DRUG USE: LIFETIME				
		M	F	White	Black	NE	NC	S	W	Yes	No	None	Mari- juana Only	Few Pills	More Pills	Any Her- oin
<i>N (Weighted No. of Cases):</i>	2467	1212	1096	1414	309	447	577	889	554	1954	376	1181	601	210	337	49
<i>% of Weighted Total:</i>	100.0	49.1	44.4	57.3	12.5	18.1	23.4	36.0	22.4	79.2	15.2	47.9	24.4	8.5	13.7	2.0
<b>E12A:</b> . . . school newspaper or yearbook																
1. Not at all	76.7	81.8	71.0	78.7	70.8	77.8	75.6	76.8	76.9	75.2	85.2	75.7	76.8	82.2	76.9	80.9
2. Slight	9.4	8.5	10.2	8.1	14.0	6.4	8.5	9.3	12.4	9.6	8.2	9.1	9.4	8.3	10.3	6.7
3. Moderate	4.7	4.4	5.1	4.6	6.5	6.3	4.8	4.2	4.1	4.8	3.2	4.5	6.1	2.3	4.2	3.3
4. Considerable	2.9	2.1	3.8	2.8	2.4	3.4	3.9	3.5	0.9	3.3	1.0	3.2	2.5	2.5	3.4	-
5. Great	6.3	3.2	10.0	5.9	6.2	6.2	7.2	6.2	5.7	7.1	2.4	7.5	5.2	4.7	5.3	9.1
<i>Item 22170 Subject B01, C07</i>	<i>N 2167</i>	<i>1074</i>	<i>997</i>	<i>1307</i>	<i>257</i>	<i>347</i>	<i>541</i>	<i>772</i>	<i>507</i>	<i>1773</i>	<i>347</i>	<i>1068</i>	<i>530</i>	<i>187</i>	<i>296</i>	<i>44</i>
<b>E12B:</b> . . . music or other performing arts																
1. Not at all	62.7	67.2	57.9	63.3	59.3	58.8	59.5	64.6	65.8	60.3	74.9	59.1	67.7	69.7	62.4	59.6
2. Slight	9.4	9.2	9.3	8.2	12.0	7.2	10.6	9.2	9.9	9.6	8.4	9.2	8.2	8.1	12.2	9.5
3. Moderate	8.2	6.8	9.4	7.3	9.0	8.4	7.4	8.0	9.3	8.3	7.4	8.1	7.8	5.5	10.4	12.3
4. Considerable	4.7	4.6	4.9	4.7	5.9	6.8	5.3	3.4	4.7	5.1	2.0	5.9	4.2	3.0	3.4	-
5. Great	15.0	12.3	18.5	16.4	13.8	18.9	17.2	14.8	10.3	16.7	7.3	17.7	12.1	13.8	11.6	18.7
<i>Item 22180 Subject B01, C07</i>	<i>N 2176</i>	<i>1081</i>	<i>997</i>	<i>1310</i>	<i>260</i>	<i>350</i>	<i>544</i>	<i>775</i>	<i>506</i>	<i>1780</i>	<i>349</i>	<i>1071</i>	<i>538</i>	<i>185</i>	<i>295</i>	<i>44</i>
<b>E12C:</b> . . . athletic teams																
1. Not at all	44.5	40.6	49.0	43.2	47.7	43.5	41.9	47.4	43.7	41.1	61.5	44.3	40.9	44.2	50.1	64.3
2. Slight	7.5	7.3	7.6	7.3	8.7	9.7	8.3	7.2	5.7	7.1	9.5	6.7	6.7	10.8	9.6	3.0
3. Moderate	9.5	11.6	7.6	8.9	8.4	8.8	8.0	9.6	11.5	10.0	6.3	9.8	9.6	9.7	8.1	3.8
4. Considerable	8.3	8.2	8.7	8.2	5.3	7.5	9.4	7.0	9.7	9.1	4.9	8.7	9.3	7.8	5.4	5.3
5. Great	30.1	32.3	27.2	32.3	29.9	30.5	32.4	28.7	29.4	32.7	17.9	30.5	33.6	27.6	26.8	23.6
<i>Item 22190 Subject B01, C07</i>	<i>N 2175</i>	<i>1080</i>	<i>997</i>	<i>1310</i>	<i>260</i>	<i>346</i>	<i>545</i>	<i>775</i>	<i>509</i>	<i>1777</i>	<i>349</i>	<i>1075</i>	<i>531</i>	<i>185</i>	<i>296</i>	<i>44</i>
<b>E12D:</b> . . . other school clubs or activities																
1. Not at all	35.5	44.2	25.5	35.6	36.6	38.5	33.6	35.1	36.0	30.3	61.5	28.8	36.6	38.6	50.6	70.5
2. Slight	13.3	13.1	13.7	13.8	13.3	9.9	15.0	12.8	14.8	13.4	12.8	13.3	14.3	15.4	12.1	1.5
3. Moderate	17.0	16.8	18.0	17.0	17.6	12.5	19.5	16.5	18.4	18.4	9.8	17.8	18.2	15.9	14.0	10.9
4. Considerable	13.5	11.5	15.2	13.7	9.2	15.4	14.0	12.0	14.0	15.0	6.2	14.2	14.8	11.9	10.7	3.9
5. Great	20.6	14.4	27.5	19.9	23.3	23.7	17.9	23.7	16.8	22.9	9.8	25.9	16.2	18.2	12.6	13.1
<i>Item 22200 Subject B01, C07</i>	<i>N 2165</i>	<i>1073</i>	<i>997</i>	<i>1300</i>	<i>259</i>	<i>349</i>	<i>542</i>	<i>769</i>	<i>505</i>	<i>1779</i>	<i>340</i>	<i>1069</i>	<i>537</i>	<i>185</i>	<i>293</i>	<i>41</i>
<b>E13:</b> In general, how much say or influence do you feel each of the following has on HOW YOUR SCHOOL IS RUN?																
<b>E13A:</b> The principal																
1. Little or no influence	14.6	16.4	11.9	14.3	17.8	15.5	14.3	13.2	16.2	12.2	24.7	11.6	15.4	14.0	19.3	42.3
2. Some influence	13.0	12.4	13.8	12.0	15.9	13.6	12.7	13.1	12.7	12.5	15.6	12.2	11.2	23.4	13.5	4.3
3. Moderate influence	18.0	17.3	18.8	17.9	18.9	15.5	20.8	16.4	19.1	17.7	19.5	16.6	18.9	17.5	21.9	23.7
4. Considerable influence	23.3	24.7	23.2	26.4	15.0	27.5	23.6	21.6	22.9	24.4	18.6	24.2	24.3	23.3	21.1	14.6
5. A great deal of influence	31.1	29.2	32.2	29.5	32.4	27.9	28.5	35.7	29.0	33.2	21.6	35.4	30.2	21.8	24.2	15.1
<i>Item 7650 Subject B10</i>	<i>N 2158</i>	<i>1071</i>	<i>990</i>	<i>1297</i>	<i>259</i>	<i>345</i>	<i>540</i>	<i>766</i>	<i>507</i>	<i>1760</i>	<i>349</i>	<i>1071</i>	<i>528</i>	<i>186</i>	<i>289</i>	<i>44</i>
<b>E13B:</b> The teachers																
1. Little or no influence	9.5	11.2	7.4	9.2	14.0	10.2	7.3	10.8	9.2	7.5	18.3	9.5	7.4	6.2	12.0	29.0
2. Some influence	17.0	16.8	17.3	16.5	18.2	18.9	17.2	17.1	15.4	16.8	17.9	15.9	15.1	26.5	20.0	14.5
3. Moderate influence	29.0	31.1	26.8	29.7	26.6	30.6	26.3	30.0	29.3	28.5	31.7	27.3	32.5	28.9	27.2	38.0
4. Considerable influence	27.2	24.8	30.6	28.5	22.5	24.1	32.7	23.2	29.5	28.9	19.4	29.1	26.2	25.2	23.9	14.0
5. A great deal of influence	17.3	16.1	17.9	16.1	18.8	16.2	16.5	18.9	16.7	18.4	12.8	18.2	18.8	13.2	16.8	4.6
<i>Item 7660 Subject B10</i>	<i>N 2155</i>	<i>1070</i>	<i>988</i>	<i>1295</i>	<i>259</i>	<i>343</i>	<i>541</i>	<i>764</i>	<i>506</i>	<i>1761</i>	<i>346</i>	<i>1072</i>	<i>528</i>	<i>184</i>	<i>289</i>	<i>44</i>
<b>E13C:</b> The students																
1. Little or no influence	23.9	26.5	21.0	26.0	23.5	28.5	21.6	24.3	22.6	22.7	28.3	24.5	20.3	21.9	29.1	31.2
2. Some influence	18.5	20.6	16.5	19.0	16.0	18.3	17.7	20.7	16.3	18.5	18.1	18.5	18.6	26.3	14.9	4.3
3. Moderate influence	22.2	22.5	22.0	20.0	25.9	18.8	24.5	19.0	27.1	21.9	23.8	21.0	25.0	21.0	19.6	25.3
4. Considerable influence	17.4	15.0	20.1	17.5	16.0	16.9	21.1	15.3	17.0	18.7	12.0	19.0	17.2	12.9	16.0	17.4
5. A great deal of influence	17.9	15.5	20.5	17.5	18.7	17.4	15.2	20.7	16.9	18.2	17.7	16.9	18.8	18.0	20.4	21.9
<i>Item 7670 Subject B10</i>	<i>N 2154</i>	<i>1069</i>	<i>988</i>	<i>1295</i>	<i>257</i>	<i>343</i>	<i>540</i>	<i>764</i>	<i>506</i>	<i>1760</i>	<i>346</i>	<i>1071</i>	<i>527</i>	<i>184</i>	<i>289</i>	<i>44</i>
<b>E13D:</b> Parents of students																
1. Little or no influence	23.2	24.3	21.9	23.3	25.0	26.8	21.2	24.0	21.8	21.6	31.1	22.7	20.8	19.2	29.8	43.2
2. Some influence	26.1	27.5	24.8	28.0	22.7	30.2	24.6	26.2	24.8	26.8	22.8	27.6	23.8	28.7	24.5	20.2
3. Moderate influence	25.6	26.0	25.5	25.4	22.8	21.0	26.9	25.1	28.2	25.9	23.8	22.5	31.4	35.3	21.2	15.3
4. Considerable influence	14.5	13.2	16.9	14.0	15.9	13.1	15.8	12.7	16.8	15.2	11.9	16.2	12.7	10.8	15.2	8.9
5. A great deal of influence	10.5	9.0	11.0	9.3	13.6	8.9	11.4	12.0	8.3	10.5	10.3	11.0	11.2	6.0	9.4	12.4
<i>Item 7680 Subject B10</i>	<i>N 2152</i>	<i>1068</i>	<i>988</i>	<i>1293</i>	<i>258</i>	<i>342</i>	<i>541</i>	<i>763</i>	<i>506</i>	<i>1759</i>	<i>346</i>	<i>1071</i>	<i>527</i>	<i>183</i>	<i>289</i>	<i>44</i>



QUESTIONNAIRE FORM 2 2011	TOTAL	SEX		RACE		REGION				COLLEGE PLANS?		ILLICIT DRUG USE: LIFETIME				
		M	F	White	Black	NE	NC	S	W	Yes	No	None	Mari- juana Only	Few Pills	More Pills	Any Her- oin
<i>N (Weighted No. of Cases):</i>	2467	1212	1096	1414	309	447	577	889	554	1954	376	1181	601	210	337	49
<i>% of Weighted Total:</i>	100.0	49.1	44.4	57.3	12.5	18.1	23.4	36.0	22.4	79.2	15.2	47.9	24.4	8.5	13.7	2.0
<b>E14:</b> Have you had any drug education courses or lectures in school?																
1. No—GO TO Q.E18	29.3	29.9	27.8	25.7	42.3	22.1	25.4	38.2	25.4	28.1	34.0	31.0	25.7	22.1	31.6	36.3
2. No, and I wish I had—GO TO Q.E18	2.4	2.1	2.8	1.8	3.7	0.8	2.2	2.3	3.8	2.6	1.6	2.5	3.0	1.1	1.4	-
3. Yes	68.3	68.0	69.3	72.5	53.9	77.1	72.4	59.5	70.8	69.4	64.4	66.5	71.3	76.8	67.0	63.7
<i>Item 7690 Subject A10a</i>	<i>N</i> 2059	1002	966	1255	228	335	517	715	492	1707	312	1023	506	178	279	42
<b>E15:</b> Would you say that the information about drugs that you received in school classes or programs has . . .																
1. Made you less interested in trying drugs	51.3	48.1	55.2	47.7	62.2	45.0	45.7	58.6	53.0	51.9	48.9	62.4	50.9	44.4	22.8	13.9
2. Not changed your interest in trying drugs	45.2	47.9	41.3	48.4	34.7	50.0	49.9	38.8	44.3	45.4	44.2	36.3	46.9	49.4	66.0	70.5
3. Made you more interested in trying drugs	3.6	4.0	3.4	4.0	3.2	5.1	4.4	2.6	2.8	2.7	6.9	1.4	2.1	6.2	11.2	15.5
<i>Item 7840 Subject A10a</i>	<i>N†</i> 1400	679	669	905	124	254	376	424	346	1174	202	675	361	137	185	25
<b>E16:</b> How many of the following drug education experiences have you had in high school? (Mark all that apply.)																
A. A special course about drugs	30.0	31.0	28.9	31.0	28.8	42.9	25.6	27.8	28.0	30.6	27.3	28.8	30.1	33.2	32.6	30.0
B. Films, lectures, or discussions in one of my regular courses	67.9	69.3	66.9	65.6	71.7	67.8	69.4	66.2	68.3	68.5	65.1	69.5	68.5	68.5	60.6	68.8
C. Films or lectures, outside of my regular courses	29.3	31.0	27.6	29.4	27.0	25.4	29.9	33.4	26.4	29.6	28.3	28.5	32.0	23.2	32.7	32.3
D. Special group discussions about drugs	18.5	19.5	16.7	18.1	14.7	18.4	22.3	16.6	16.7	18.8	15.3	18.3	20.9	12.0	20.0	3.2
<i>Item 7850-7880 Subject A10a</i>	<i>N†</i> 1364	660	653	881	121	250	368	408	339	1151	192	660	351	134	174	26
<b>E17:</b> Overall, how valuable were the experiences to you?																
1. Little or no value	26.1	28.9	22.6	29.4	14.9	30.7	30.4	19.9	25.5	24.6	34.4	21.8	21.1	23.4	44.0	87.7
2. Some value	38.6	36.8	40.6	39.9	32.3	40.4	40.5	38.1	35.7	39.3	34.1	36.9	40.8	50.8	36.5	12.3
3. Considerable value	20.8	22.4	20.2	18.8	28.1	16.1	15.9	26.5	22.9	21.3	19.2	23.7	25.1	16.9	9.4	-
4. Great value	14.5	11.9	16.6	11.9	24.8	12.8	13.1	15.5	15.9	14.8	12.2	17.6	13.0	8.8	10.1	-
<i>Item 7890 Subject A10a</i>	<i>N†</i> 1381	670	662	898	120	251	373	413	344	1163	196	671	354	132	182	26
<b>E18:</b> During the LAST TWO WEEKS, how many times have you driven a car, truck, or motorcycle after . . .																
<b>E18A:</b> Drinking alcohol?																
1. None	91.3	89.8	92.9	90.9	93.8	92.5	92.1	88.8	93.3	91.8	90.2	95.7	91.7	81.4	82.6	79.1
2. Once	4.6	5.4	3.8	5.0	3.3	4.5	4.1	5.9	3.5	4.9	2.4	2.7	4.5	11.2	6.4	12.0
3. Twice	2.0	2.3	1.6	1.6	1.8	0.5	2.0	2.7	2.0	1.7	3.6	0.5	2.4	4.6	5.6	0.7
4. 3-5 times	1.1	1.4	1.0	1.4	0.3	0.3	1.3	1.8	0.4	0.9	1.8	0.5	0.8	2.6	3.2	2.2
5. 6-9 times	0.2	0.2	0.2	0.2	0.3	-	0.2	0.4	-	0.2	0.3	*	-	-	0.6	4.4
6. 10 or more	0.8	0.9	0.6	0.8	0.5	2.2	0.3	0.4	0.8	0.5	1.8	0.7	0.7	0.2	1.6	1.6
<i>Item 1811 Subject A07a</i>	<i>N</i> 2135	1054	987	1285	254	340	539	755	500	1750	340	1058	525	183	289	41
<b>E18B:</b> Having 5 or more drinks in a row?																
1. None	93.7	92.1	95.7	92.6	97.7	95.3	92.7	92.9	95.1	94.7	90.6	97.3	93.6	86.8	86.2	89.1
2. Once	2.7	3.4	2.0	3.8	-	2.2	3.6	2.7	2.2	2.7	2.7	1.9	2.4	7.0	3.8	2.0
3. Twice	1.6	2.0	0.8	1.5	0.9	0.3	2.0	1.8	1.7	1.2	3.0	0.4	1.9	3.6	4.0	-
4. 3-5 times	0.9	1.5	0.5	1.0	0.9	*	0.9	1.6	0.6	0.7	1.7	0.1	1.0	1.2	3.2	2.4
5. 6-9 times	0.3	0.2	0.3	0.3	-	0.3	0.5	0.4	-	0.2	0.7	-	0.3	-	1.1	2.2
6. 10 or more	0.7	0.8	0.6	0.7	0.5	1.9	0.3	0.7	0.4	0.4	1.2	0.2	0.8	1.2	1.6	4.3
<i>Item 1812 Subject A07a</i>	<i>N</i> 2135	1054	987	1287	254	340	541	754	500	1752	340	1060	525	183	289	41
<b>E18C:</b> Smoking marijuana?																
1. None	87.8	85.8	89.9	87.2	85.7	88.1	86.4	88.6	87.7	88.3	85.2	100.0	81.1	76.2	65.5	62.7
2. Once	4.1	4.4	3.9	4.3	4.1	5.8	3.2	3.0	5.5	4.3	3.1	-	10.7	4.9	5.0	15.8
3. Twice	2.4	2.2	2.4	1.7	5.2	1.6	2.9	2.0	3.0	2.1	4.1	-	3.0	7.7	6.8	1.3
4. 3-5 times	2.4	2.9	1.8	2.9	2.4	2.3	2.2	2.8	1.8	2.5	1.5	-	2.3	5.2	9.6	1.7
5. 6-9 times	0.8	1.1	0.6	1.0	1.3	0.9	0.7	0.7	1.1	0.9	0.6	-	1.0	2.7	2.3	1.4
6. 10 or more	2.6	3.6	1.5	3.0	1.3	1.4	4.5	2.8	0.8	1.9	5.5	-	1.9	3.3	10.7	17.1
<i>Item 1813 Subject A07a</i>	<i>N</i> 2134	1054	984	1286	254	340	539	756	499	1749	343	1056	526	183	288	42

\* = less than .05 percent. † = excludes respondents for whom question was inappropriate.



QUESTIONNAIRE FORM 2 2011	TOTAL	SEX		RACE		REGION				COLLEGE PLANS?		ILLICIT DRUG USE: LIFETIME				
		M	F	White	Black	NE	NC	S	W	Yes	No	None	Mari- juana Only	Few Pills	More Pills	Any Her- oin
<i>N (Weighted No. of Cases):</i>	2467	1212	1096	1414	309	447	577	889	554	1954	376	1181	601	210	337	49
<i>% of Weighted Total:</i>	100.0	49.1	44.4	57.3	12.5	18.1	23.4	36.0	22.4	79.2	15.2	47.9	24.4	8.5	13.7	2.0
<b>E18D:</b> Using other illicit drugs?																
1. None	97.9	97.5	98.9	97.3	98.3	98.3	96.6	98.2	98.8	98.2	97.1	100.0	100.0	97.3	91.0	77.0
2. Once	0.9	1.2	0.3	1.1	0.5	0.7	1.2	0.7	0.8	0.8	0.7	-	-	2.3	3.0	8.1
3. Twice	0.2	0.4	*	0.2	0.8	-	0.2	0.3	0.3	0.2	0.3	-	-	-	1.4	2.1
4. 3-5 times	0.5	0.3	0.6	0.8	-	0.2	0.9	0.4	0.2	0.4	0.6	-	-	0.4	2.1	7.1
5. 6-9 times	0.3	0.4	0.1	0.3	0.3	0.2	0.6	0.2	-	0.2	0.8	-	-	-	1.5	2.0
6. 10 or more	0.2	0.2	0.2	0.2	-	0.5	0.4	0.1	-	0.2	0.5	-	-	-	1.0	3.7
<i>Item 1814 Subject A07a</i>	<i>N 2132</i>	<i>1052</i>	<i>985</i>	<i>1286</i>	<i>252</i>	<i>340</i>	<i>540</i>	<i>752</i>	<i>500</i>	<i>1748</i>	<i>341</i>	<i>1058</i>	<i>525</i>	<i>183</i>	<i>288</i>	<i>42</i>
<b>E19:</b> During the LAST TWO WEEKS, how many times (if any) have you been a passenger in a car . . .																
<b>E19A:</b> When the driver had been drinking?																
1. None	84.8	84.9	85.5	87.0	83.9	85.7	87.4	83.1	84.0	85.3	84.4	93.3	81.5	70.8	70.2	82.8
2. Once	7.9	7.7	7.8	7.0	6.8	5.0	7.4	7.8	10.5	7.9	7.9	2.9	11.6	18.3	12.3	8.8
3. Twice	4.3	4.5	4.1	3.1	6.5	4.7	2.7	5.4	3.9	4.2	3.7	2.1	4.5	6.2	11.3	-
4. 3-5 times	2.1	2.0	1.8	2.2	1.8	3.5	1.8	2.1	1.2	1.8	2.9	1.1	1.9	4.5	3.7	-
5. 6-9 times	0.4	0.2	0.4	0.2	0.9	-	0.1	0.8	0.2	0.2	0.4	0.2	0.4	-	0.7	0.7
6. 10 or more	0.6	0.7	0.5	0.6	0.2	1.1	0.5	0.8	0.1	0.6	0.7	0.3	0.1	0.2	1.9	7.8
<i>Item 1815 Subject A07a</i>	<i>N 2131</i>	<i>1051</i>	<i>984</i>	<i>1283</i>	<i>252</i>	<i>341</i>	<i>538</i>	<i>752</i>	<i>499</i>	<i>1746</i>	<i>340</i>	<i>1061</i>	<i>523</i>	<i>180</i>	<i>289</i>	<i>42</i>
<b>E19B:</b> When you think the driver had 5 or more drinks?																
1. None	92.8	92.0	93.8	93.8	94.9	94.9	92.8	91.3	93.7	93.5	91.4	97.0	91.8	88.0	84.4	82.5
2. Once	3.0	3.3	3.0	2.6	0.5	1.4	3.8	2.7	3.7	2.8	4.0	1.3	3.6	7.5	5.0	5.6
3. Twice	1.9	2.4	1.5	1.6	2.2	1.0	1.9	2.6	1.6	1.9	1.3	1.0	2.1	1.7	5.4	0.7
4. 3-5 times	1.1	1.2	0.7	1.1	1.3	1.3	1.1	1.3	0.5	0.9	1.9	0.2	1.7	1.5	2.5	1.3
5. 6-9 times	0.3	0.3	0.2	0.3	-	-	-	0.7	0.3	0.2	0.7	0.2	0.2	-	1.0	-
6. 10 or more	0.8	0.8	0.8	0.5	1.1	1.4	0.4	1.3	0.3	0.7	0.8	0.4	0.6	1.3	1.7	9.8
<i>Item 1816 Subject A07a</i>	<i>N 2129</i>	<i>1055</i>	<i>978</i>	<i>1284</i>	<i>251</i>	<i>340</i>	<i>537</i>	<i>752</i>	<i>501</i>	<i>1743</i>	<i>342</i>	<i>1058</i>	<i>524</i>	<i>180</i>	<i>288</i>	<i>42</i>
<b>E19C:</b> When the driver had been smoking marijuana?																
1. None	79.6	78.7	81.2	80.2	78.4	75.6	80.6	81.2	79.0	80.4	78.1	96.8	71.5	59.2	50.5	48.0
2. Once	6.7	5.6	8.0	6.8	6.9	7.4	5.7	5.9	8.3	6.6	6.2	1.9	10.8	10.4	11.5	16.3
3. Twice	5.0	5.8	4.2	4.1	7.3	6.3	3.9	4.7	5.7	4.9	5.4	0.7	8.0	15.5	8.9	4.7
4. 3-5 times	4.6	5.5	3.3	5.1	3.6	5.9	4.1	4.7	4.1	4.7	3.9	0.6	6.1	9.3	12.5	16.2
5. 6-9 times	1.1	0.9	1.4	1.1	1.3	0.8	1.9	0.7	1.3	1.1	1.2	0.1	1.3	2.6	3.8	2.2
6. 10 or more	3.0	3.5	2.0	2.6	2.4	4.0	3.8	2.8	1.6	2.3	5.2	-	2.3	2.9	12.8	12.7
<i>Item 1817 Subject A07a</i>	<i>N 2129</i>	<i>1051</i>	<i>983</i>	<i>1284</i>	<i>252</i>	<i>341</i>	<i>539</i>	<i>748</i>	<i>501</i>	<i>1746</i>	<i>340</i>	<i>1060</i>	<i>524</i>	<i>180</i>	<i>289</i>	<i>42</i>
<b>E19D:</b> When the driver had been using other illicit drugs?																
1. None	96.3	96.0	97.2	96.7	98.1	95.8	95.4	96.6	97.2	97.0	94.3	99.5	97.9	94.2	87.1	73.1
2. Once	1.2	1.1	1.1	1.0	0.3	1.4	2.0	0.7	1.1	1.1	1.4	-	0.6	3.7	4.9	3.7
3. Twice	0.8	0.9	0.7	0.3	0.8	0.5	0.4	0.9	1.2	0.6	1.6	0.2	0.9	1.1	2.4	3.9
4. 3-5 times	0.5	0.5	0.4	0.9	-	0.4	0.6	0.8	-	0.4	0.9	0.3	0.4	1.0	1.4	-
5. 6-9 times	0.5	0.8	0.3	0.6	0.3	0.7	0.8	0.4	0.4	0.5	0.5	-	-	-	1.8	12.9
6. 10 or more	0.6	0.6	0.3	0.5	0.5	1.1	0.7	0.6	0.1	0.4	1.3	-	0.2	-	2.4	6.4
<i>Item 1818 Subject A07a</i>	<i>N 2120</i>	<i>1047</i>	<i>978</i>	<i>1280</i>	<i>249</i>	<i>341</i>	<i>538</i>	<i>746</i>	<i>495</i>	<i>1739</i>	<i>338</i>	<i>1059</i>	<i>521</i>	<i>179</i>	<i>286</i>	<i>42</i>
<b>E20:</b> How often do you . . .																
<b>E20A:</b> Eat breakfast?																
1. Never	7.4	8.5	6.2	7.4	6.2	8.0	7.6	8.4	5.2	6.1	13.1	6.6	4.5	11.3	12.0	19.5
2. Seldom	20.4	18.5	22.2	20.7	25.3	18.5	26.3	20.2	15.6	20.1	22.2	17.2	23.5	20.9	25.1	29.3
3. Sometimes	21.4	22.5	20.2	18.6	30.5	22.1	21.5	22.6	18.7	20.7	24.2	19.4	25.9	16.5	24.0	17.9
4. Most days	12.6	12.7	12.5	10.8	18.0	10.1	8.1	15.9	14.1	12.9	10.8	10.9	11.4	21.4	14.5	12.0
5. Nearly every day	12.1	12.4	11.5	12.6	8.1	8.3	13.3	10.0	16.3	12.5	10.2	16.1	9.7	9.0	5.7	1.5
6. Every day	26.2	25.5	27.3	30.0	12.0	32.9	23.1	22.8	30.1	27.7	19.5	29.8	25.0	20.9	18.7	19.7
<i>Item 20740 Subject T02</i>	<i>N 2145</i>	<i>1055</i>	<i>994</i>	<i>1285</i>	<i>255</i>	<i>343</i>	<i>542</i>	<i>755</i>	<i>505</i>	<i>1760</i>	<i>338</i>	<i>1069</i>	<i>525</i>	<i>183</i>	<i>285</i>	<i>41</i>



QUESTIONNAIRE FORM 2 2011	TOTAL	SEX		RACE		REGION				COLLEGE PLANS?		ILLICIT DRUG USE: LIFETIME					
		M	F	White	Black	NE	NC	S	W	Yes	No	None	Mari- juana Only	Few Pills	More Pills	Any Her- oin	
<i>N (Weighted No. of Cases):</i>	2467	1212	1096	1414	309	447	577	889	554	1954	376	1181	601	210	337	49	
<i>% of Weighted Total:</i>	100.0	49.1	44.4	57.3	12.5	18.1	23.4	36.0	22.4	79.2	15.2	47.9	24.4	8.5	13.7	2.0	
<b>E20B:</b> Eat at least some green vegetables?																	
1. Never	5.0	6.1	3.4	4.6	8.4	5.5	6.3	5.1	3.3	3.9	10.9	4.9	3.6	4.9	6.6	14.2	
2. Seldom	9.5	9.7	9.1	8.2	13.6	10.8	10.7	9.5	7.2	8.2	14.9	8.1	10.2	10.2	10.5	17.9	
3. Sometimes	22.9	24.0	21.9	19.9	32.9	17.4	26.6	25.0	19.6	22.9	21.7	20.8	24.3	23.1	27.0	26.1	
4. Most days	27.3	26.1	28.7	27.2	26.0	25.4	24.2	29.8	28.0	27.7	25.6	27.5	27.8	32.4	23.6	13.5	
5. Nearly every day	17.3	17.1	17.9	18.6	10.3	18.2	17.4	15.7	18.8	18.3	13.1	20.5	15.6	14.2	13.3	9.4	
6. Every day	18.1	17.1	19.0	21.4	8.7	22.7	14.8	14.9	23.2	19.0	13.8	18.2	18.6	15.1	19.0	18.9	
<i>Item 20750 Subject T02</i>	<i>N</i>	<i>2139</i>	<i>1054</i>	<i>990</i>	<i>1284</i>	<i>254</i>	<i>342</i>	<i>541</i>	<i>752</i>	<i>503</i>	<i>1755</i>	<i>338</i>	<i>1066</i>	<i>524</i>	<i>183</i>	<i>285</i>	<i>40</i>
<b>E20C:</b> Eat at least some fruit?																	
1. Never	3.5	4.6	2.2	3.7	6.0	3.4	4.3	3.5	2.6	2.3	9.5	3.8	1.6	5.3	2.8	13.9	
2. Seldom	4.5	5.0	3.9	3.7	4.6	3.5	4.1	5.7	3.9	3.6	8.5	3.7	4.2	1.6	9.3	7.3	
3. Sometimes	21.0	23.1	17.9	20.0	24.4	18.4	23.3	22.5	18.2	20.4	23.3	20.4	21.2	21.0	23.3	18.8	
4. Most days	28.6	28.3	30.0	27.0	34.1	25.1	27.0	34.2	24.1	29.5	23.9	27.6	29.3	33.0	27.1	23.2	
5. Nearly every day	18.9	17.6	20.6	19.7	13.9	19.3	18.6	16.0	23.3	19.8	14.9	20.4	18.1	21.7	14.9	15.9	
6. Every day	23.5	21.3	25.4	26.0	16.9	30.4	22.7	18.0	27.9	24.4	19.9	24.1	25.6	17.3	22.7	20.9	
<i>Item 20760 Subject T02</i>	<i>N</i>	<i>2130</i>	<i>1044</i>	<i>991</i>	<i>1278</i>	<i>252</i>	<i>341</i>	<i>540</i>	<i>752</i>	<i>498</i>	<i>1750</i>	<i>336</i>	<i>1062</i>	<i>519</i>	<i>182</i>	<i>286</i>	<i>41</i>
<b>E20D:</b> Exercise vigorously (jogging, swimming, calisthenics, or any other active sports)?																	
1. Never	6.3	6.7	5.8	5.9	10.2	5.9	7.0	6.7	5.3	4.5	15.6	6.2	5.6	4.4	7.4	18.7	
2. Seldom	14.4	10.3	18.8	13.8	16.1	14.0	16.2	15.0	11.9	13.9	15.9	13.9	13.5	20.3	14.9	11.3	
3. Sometimes	21.9	20.9	23.6	22.3	25.4	20.6	24.4	24.9	15.8	21.4	25.2	22.1	20.7	19.0	24.8	27.4	
4. Most days	18.4	18.6	18.2	17.3	16.3	16.7	15.9	18.8	21.5	18.6	17.9	19.2	15.8	24.6	17.4	6.3	
5. Nearly every day	16.4	18.1	14.3	17.1	13.3	15.5	16.3	13.9	20.9	17.6	10.3	15.5	20.4	15.9	13.2	5.1	
6. Every day	22.6	25.4	19.4	23.6	18.7	27.3	20.2	20.8	24.6	24.0	15.2	23.1	24.1	15.8	22.3	31.1	
<i>Item 20770 Subject T02</i>	<i>N</i>	<i>2105</i>	<i>1040</i>	<i>970</i>	<i>1268</i>	<i>244</i>	<i>333</i>	<i>532</i>	<i>742</i>	<i>499</i>	<i>1728</i>	<i>333</i>	<i>1052</i>	<i>514</i>	<i>177</i>	<i>282</i>	<i>42</i>
<b>E20E:</b> Get at least seven hours of sleep?																	
1. Never	5.4	6.0	4.8	5.0	7.9	7.5	5.9	5.5	3.2	4.2	11.4	5.0	3.0	7.9	7.8	15.0	
2. Seldom	13.4	13.2	14.1	12.9	15.0	13.5	16.9	13.1	10.0	12.9	14.1	12.1	13.8	16.4	15.6	12.8	
3. Sometimes	26.9	26.2	26.6	25.3	31.3	23.1	28.1	29.8	23.8	27.0	27.1	24.8	29.5	26.6	31.0	21.2	
4. Most days	21.7	20.6	22.6	21.4	16.5	18.6	21.6	21.9	23.4	21.8	21.5	21.6	22.9	19.5	18.2	36.4	
5. Nearly every day	18.8	20.0	18.1	21.4	15.1	22.4	18.6	16.5	20.0	20.3	11.5	22.5	16.0	17.8	13.5	3.5	
6. Every day	13.9	14.1	13.9	13.9	14.3	14.9	8.8	13.2	19.6	13.9	14.5	14.1	14.7	11.8	13.9	11.1	
<i>Item 20780 Subject T02</i>	<i>N</i>	<i>2135</i>	<i>1053</i>	<i>988</i>	<i>1277</i>	<i>254</i>	<i>338</i>	<i>540</i>	<i>754</i>	<i>502</i>	<i>1751</i>	<i>338</i>	<i>1063</i>	<i>522</i>	<i>183</i>	<i>285</i>	<i>41</i>
<b>E20F:</b> Get less sleep than you think you should?																	
1. Never	7.8	8.4	6.9	6.7	10.8	7.3	6.8	7.6	9.3	6.1	15.6	7.8	5.5	8.5	9.3	11.1	
2. Seldom	13.3	12.8	13.5	13.8	13.0	14.1	12.6	12.8	14.4	12.9	13.5	14.0	12.9	11.6	11.4	10.3	
3. Sometimes	24.5	24.8	24.6	24.4	27.0	24.1	26.5	23.3	24.6	25.0	22.4	25.6	28.3	19.9	19.8	14.1	
4. Most days	19.4	18.1	20.8	19.0	19.0	17.7	18.1	19.8	21.4	19.7	18.2	19.4	18.6	21.4	19.4	17.3	
5. Nearly every day	15.6	15.8	15.4	17.0	13.8	12.3	17.0	17.9	12.7	16.7	10.2	15.2	15.8	19.1	15.8	9.3	
6. Every day	19.4	20.3	18.9	19.0	16.4	24.4	19.1	18.5	17.7	19.5	20.0	18.0	19.0	19.4	24.2	37.8	
<i>Item 20790 Subject T02</i>	<i>N</i>	<i>2138</i>	<i>1053</i>	<i>989</i>	<i>1282</i>	<i>254</i>	<i>339</i>	<i>540</i>	<i>755</i>	<i>504</i>	<i>1751</i>	<i>340</i>	<i>1064</i>	<i>523</i>	<i>183</i>	<i>285</i>	<i>41</i>



QUESTIONNAIRE FORM 3 2011	TOTAL	SEX		RACE		REGION				COLLEGE PLANS?		ILLICIT DRUG USE: LIFETIME				
		M	F	White	Black	NE	NC	S	W	Yes	No	None	Mari- juana Only	Few Pills	More Pills	Any Her- oin
<i>N (Weighted No. of Cases):</i>	2472	1152	1144	1339	318	434	569	902	567	1864	372	1165	574	226	358	26
<i>% of Weighted Total:</i>	100.0	46.6	46.3	54.2	12.8	17.5	23.0	36.5	23.0	75.4	15.1	47.1	23.2	9.1	14.5	1.1
<b>A01:</b> Taking all things together, how would you say things are these days—would you say you're very happy, pretty happy, or not too happy these days?																
3. Very happy	23.2	23.0	23.6	27.1	16.4	25.6	23.4	21.3	24.3	24.6	20.3	24.2	23.3	19.6	23.2	10.8
2. Pretty happy	61.4	59.9	63.8	61.2	67.4	59.4	59.6	61.9	64.0	61.5	61.8	61.6	64.5	65.1	57.6	48.0
1. Not too happy	15.4	17.1	12.7	11.6	16.2	14.9	17.0	16.8	11.8	13.9	17.8	14.2	12.2	15.3	19.2	41.3
<i>Item 1190 Subject P01, Q01</i>	<i>N</i> 2457	1148	1141	1333	317	429	568	897	563	1858	372	1162	574	223	355	26
<b>A02:</b> Some people think a lot about the social problems of the nation and the world and about how they might be solved. Others spend little time thinking about these issues. How much do you think about such things?																
1. Never	4.0	4.1	2.8	3.4	6.8	3.1	2.8	5.1	4.3	3.1	5.6	2.9	4.1	5.7	3.7	4.3
2. Seldom	17.4	19.2	15.9	18.5	19.6	16.3	22.0	15.0	17.2	16.2	24.9	15.0	19.9	16.4	22.0	20.0
3. Sometimes	48.0	43.7	51.1	45.8	47.3	53.3	43.8	50.1	44.8	48.3	45.0	50.9	47.4	45.8	40.1	29.7
4. Quite often	24.7	24.8	26.5	26.0	21.8	21.8	24.2	24.1	28.4	26.0	20.6	25.1	24.2	25.9	27.4	25.4
5. A great deal	5.9	8.3	3.7	6.4	4.4	5.5	7.2	5.7	5.3	6.4	3.9	6.1	4.4	6.2	6.8	20.6
<i>Item 6880 Subject J, Q08</i>	<i>N</i> 2454	1148	1142	1336	316	428	568	897	562	1857	372	1160	574	223	355	26
<b>A03:</b> The next questions ask your opinions about a number of different topics. How much do you agree or disagree with each statement below?																
<b>A03A:</b> Men and women should be paid the same money if they do the same work																
1. Disagree	3.0	3.8	0.7	2.0	4.6	3.0	3.4	3.7	1.5	2.1	4.4	2.0	2.1	1.3	2.9	23.0
2. Mostly disagree	1.2	1.5	0.6	1.0	1.2	0.5	1.2	1.3	1.6	1.2	0.6	0.8	1.0	1.5	1.6	4.3
3. Neither	3.4	5.6	0.9	3.9	2.7	2.0	3.7	2.9	5.0	2.8	6.6	3.1	3.9	3.0	3.6	-
4. Mostly agree	12.5	17.3	6.9	10.5	14.8	7.0	13.3	14.8	12.4	11.3	14.0	12.2	12.4	12.8	12.9	2.6
5. Agree	79.9	71.9	90.9	82.5	76.6	87.4	78.4	77.4	79.6	82.7	74.3	81.9	80.6	81.5	78.9	70.1
<i>Item 7930 Subject D06</i>	<i>N</i> 2462	1151	1144	1339	317	428	568	900	565	1863	372	1164	573	226	357	26
<b>A03B:</b> Women should be considered as seriously as men for jobs as executives or politicians																
1. Disagree	2.6	4.7	0.4	2.3	4.1	1.9	3.5	2.6	2.3	2.3	4.6	1.7	2.9	1.4	4.1	24.1
2. Mostly disagree	2.6	4.3	0.5	2.8	1.7	1.3	3.0	1.8	4.3	2.4	3.2	2.0	2.9	3.8	2.8	-
3. Neither	5.4	7.9	1.8	6.1	5.8	5.9	5.9	5.1	5.1	4.5	9.0	3.8	5.5	5.8	7.4	10.4
4. Mostly agree	17.2	23.1	10.6	15.6	19.3	11.1	17.6	20.3	16.3	15.6	19.8	16.4	16.0	20.2	18.7	14.0
5. Agree	72.2	60.0	86.7	73.2	69.1	79.8	70.0	70.3	71.9	75.2	63.3	76.1	72.8	68.8	66.9	51.4
<i>Item 7940 Subject D06, H02</i>	<i>N</i> 2454	1148	1144	1338	316	425	568	896	564	1860	370	1164	572	225	355	26
<b>A03C:</b> A woman should have exactly the same job opportunities as a man																
1. Disagree	3.5	5.6	0.8	3.5	4.5	2.6	4.2	3.4	3.4	2.8	5.8	2.6	3.5	1.8	4.7	21.5
2. Mostly disagree	2.8	4.8	0.5	3.0	3.7	1.6	3.2	2.4	4.0	2.7	3.2	2.2	3.1	2.3	3.3	6.1
3. Neither	5.5	8.0	2.2	5.9	5.7	5.0	7.4	5.4	4.2	4.8	9.3	4.3	5.3	4.7	8.4	11.8
4. Mostly agree	23.7	28.8	18.7	24.4	22.0	19.7	25.4	26.4	20.6	23.0	25.9	24.3	23.7	26.3	21.2	3.7
5. Agree	64.6	52.8	77.8	63.2	64.0	71.2	59.9	62.3	67.8	66.8	55.8	66.6	64.4	64.9	62.3	56.8
<i>Item 7950 Subject D06</i>	<i>N</i> 2445	1142	1141	1331	315	426	563	894	563	1851	371	1155	572	225	355	26
<b>A03D:</b> A woman should have exactly the same educational opportunities as a man																
1. Disagree	1.5	2.1	0.3	1.2	2.3	1.1	2.0	1.7	0.9	1.0	3.1	1.0	1.4	-	2.2	17.8
2. Mostly disagree	0.6	0.8	0.2	0.5	1.0	0.4	0.7	0.9	0.1	0.5	1.0	0.3	0.9	-	0.9	6.9
3. Neither	1.7	2.3	0.2	2.2	-	1.1	2.6	1.2	2.0	1.2	3.7	0.9	1.9	1.3	1.8	-
4. Mostly agree	7.6	10.0	4.2	4.9	12.8	3.1	8.2	9.2	7.8	6.8	8.6	7.6	7.0	5.6	7.7	-
5. Agree	88.7	84.7	95.2	91.3	83.9	94.3	86.6	86.9	89.2	90.5	83.6	90.1	88.8	93.1	87.5	75.4
<i>Item 7960 Subject D06</i>	<i>N</i> 2443	1142	1138	1331	312	425	565	891	563	1855	366	1158	571	224	353	26



QUESTIONNAIRE FORM 3 2011	TOTAL	SEX		RACE		REGION				COLLEGE PLANS?		ILLCIT DRUG USE: LIFETIME				
		M	F	White	Black	NE	NC	S	W	Yes	No	None	Mari- juana Only	Few Pills	More Pills	Any Her- oin
<i>N (Weighted No. of Cases):</i>	2472	1152	1144	1339	318	434	569	902	567	1864	372	1165	574	226	358	26
<i>% of Weighted Total:</i>	100.0	46.6	46.3	54.2	12.8	17.5	23.0	36.5	23.0	75.4	15.1	47.1	23.2	9.1	14.5	1.1
<b>A03E:</b> It is usually better for everyone involved if the man is the achiever outside the home and the woman takes care of the home and family																
1. Disagree	25.6	15.5	36.2	24.8	29.7	31.9	24.1	23.5	25.7	27.9	16.1	26.3	28.1	24.2	21.8	24.0
2. Mostly disagree	16.0	12.5	20.3	16.2	15.3	15.0	18.9	14.6	15.8	16.4	15.9	18.1	15.7	12.3	14.1	21.2
3. Neither	26.6	30.2	22.9	26.9	24.8	25.6	26.2	26.4	28.1	25.4	31.9	26.8	23.7	27.9	28.1	17.6
4. Mostly agree	19.9	23.9	15.5	20.4	18.4	18.1	18.6	22.6	18.2	18.8	23.1	18.1	19.9	23.0	23.6	9.5
5. Agree	12.0	17.8	5.2	11.8	11.8	9.4	12.2	12.9	12.3	11.6	13.0	10.8	12.6	12.7	12.4	27.8
<i>Item 7970 Subject D05</i>	<i>N</i> 2442	1146	1137	1336	313	425	568	888	560	1853	370	1160	567	224	355	26
<b>A03F:</b> A preschool child is likely to suffer if the mother works																
1. Disagree	30.4	22.5	37.7	30.1	37.0	30.6	30.7	29.9	30.9	31.0	26.8	32.1	27.9	26.4	31.3	34.3
2. Mostly disagree	22.0	19.3	25.0	22.9	24.0	23.5	25.4	21.4	18.3	22.4	19.2	20.4	23.5	24.1	24.1	19.1
3. Neither	25.0	29.3	21.1	25.7	22.1	26.6	24.3	23.1	27.6	23.9	30.4	24.8	26.4	31.2	20.8	8.6
4. Mostly agree	14.5	16.9	11.9	13.8	10.7	10.6	13.7	17.1	14.3	14.5	14.4	14.7	15.2	11.4	14.8	5.2
5. Agree	8.1	11.9	4.3	7.5	6.2	8.8	5.9	8.6	9.0	8.2	9.1	8.0	7.1	6.9	9.0	32.7
<i>Item 7980 Subject D05</i>	<i>N</i> 2435	1138	1136	1325	314	424	564	890	557	1852	363	1157	565	224	351	26
<b>A03G:</b> A working mother can establish just as warm and secure a relationship with her children as a mother who does not work																
1. Disagree	6.6	10.7	2.3	5.6	6.1	7.7	5.5	6.7	6.6	6.2	8.6	6.1	8.4	2.2	7.3	20.7
2. Mostly disagree	12.2	17.2	7.4	13.2	5.7	11.5	11.8	11.5	14.3	12.6	11.3	12.8	12.2	10.0	13.7	8.7
3. Neither	11.4	13.8	7.8	11.8	9.5	11.6	13.0	9.9	12.1	9.4	16.0	10.6	9.9	11.2	13.7	9.3
4. Mostly agree	28.1	25.0	31.7	28.4	31.6	24.9	30.2	29.1	26.8	28.8	28.3	27.3	27.3	36.3	26.4	25.8
5. Agree	41.7	33.3	50.8	41.0	47.1	44.3	39.6	42.7	40.1	42.9	35.8	43.3	42.1	40.2	38.8	35.5
<i>Item 7990 Subject D05</i>	<i>N</i> 2455	1150	1142	1338	316	425	568	897	565	1861	371	1163	572	226	357	26
<b>A04:</b> The next questions are about pollution and the environment. How much do you agree or disagree with each statement below?																
<b>A04A:</b> Pollution of most types has increased in the U.S. in the last ten years																
1. Disagree	2.0	2.9	0.8	2.1	0.8	1.2	3.2	1.8	1.8	1.8	2.3	2.2	1.0	0.9	2.9	-
2. Mostly disagree	3.5	4.3	2.6	3.4	3.9	3.9	2.5	4.2	3.1	3.4	3.7	3.3	3.5	4.4	3.4	-
3. Neither	12.8	14.8	10.8	13.0	15.6	10.4	13.7	14.1	11.8	11.4	15.8	13.5	12.1	10.5	11.4	18.5
4. Mostly agree	30.8	28.3	33.5	31.2	31.5	33.2	32.6	29.8	28.7	31.1	28.4	33.3	28.9	29.8	27.6	14.6
5. Agree	50.9	49.7	52.3	50.2	48.2	51.2	48.1	50.2	54.7	52.3	49.8	47.6	54.5	54.4	54.8	66.9
<i>Item 8000 Subject F04</i>	<i>N</i> 2441	1141	1135	1333	313	427	567	890	557	1851	369	1154	570	226	352	26
<b>A04B:</b> Government should take steps to deal with our environmental problems, even if it means that most of us pay higher prices or taxes																
1. Disagree	10.9	12.8	7.8	11.9	11.9	6.9	14.1	11.2	10.1	9.4	15.0	10.5	7.9	12.7	15.0	15.8
2. Mostly disagree	13.6	14.1	14.1	14.5	14.9	10.4	15.0	14.9	12.7	13.4	15.5	13.3	13.3	12.6	17.8	13.7
3. Neither	27.1	22.6	30.5	26.1	29.8	25.8	27.2	27.5	27.3	26.8	27.0	26.0	29.4	28.3	22.3	18.8
4. Mostly agree	29.0	28.6	30.8	29.1	23.7	31.8	27.4	26.4	32.5	30.7	23.6	30.9	27.6	28.8	28.5	19.4
5. Agree	19.4	22.0	16.8	18.4	19.8	25.1	16.3	20.0	17.4	19.7	18.8	19.3	21.7	17.6	16.4	32.3
<i>Item 8010 Subject F04, H02</i>	<i>N</i> 2447	1144	1138	1336	312	428	566	891	562	1852	372	1156	571	226	355	26
<b>A04C:</b> I would prefer to pay more money for things that will last a long time, rather than have them cost less and break sooner																
1. Disagree	1.9	2.3	1.0	1.1	3.0	0.8	2.2	2.6	1.2	1.6	2.0	1.5	1.0	1.3	3.2	4.3
2. Mostly disagree	1.9	2.0	1.8	1.6	3.5	1.1	3.2	1.7	1.6	1.3	4.4	1.8	1.7	2.4	2.3	-
3. Neither	11.1	10.0	11.4	9.9	12.9	12.0	10.3	10.8	11.9	10.3	13.9	11.6	8.6	11.8	9.9	2.6
4. Mostly agree	27.4	26.1	29.7	29.1	20.6	30.1	28.8	26.1	26.1	27.8	28.0	27.3	29.4	26.3	28.2	29.4
5. Agree	57.7	59.6	56.2	58.3	60.0	56.0	55.5	58.9	59.2	58.9	51.7	57.8	59.3	58.2	56.5	63.6
<i>Item 8020 Subject F01</i>	<i>N</i> 2438	1143	1133	1336	308	423	566	889	560	1850	368	1156	566	225	355	26



QUESTIONNAIRE FORM 3 2011	TOTAL	SEX		RACE		REGION				COLLEGE PLANS?		ILLICIT DRUG USE: LIFETIME				
		M	F	White	Black	NE	NC	S	W	Yes	No	None	Mari- juana Only	Few Pills	More Pills	Any Her- oin
<i>N (Weighted No. of Cases):</i>	2472	1152	1144	1339	318	434	569	902	567	1864	372	1165	574	226	358	26
<i>% of Weighted Total:</i>	100.0	46.6	46.3	54.2	12.8	17.5	23.0	36.5	23.0	75.4	15.1	47.1	23.2	9.1	14.5	1.1
<b>A04D:</b> I would probably be willing to use a bicycle or mass transit (if available) rather than a car to get to work																
1. Disagree	27.0	27.4	25.5	26.0	36.5	26.0	25.0	33.8	19.0	25.3	32.6	25.5	27.4	28.1	28.0	30.4
2. Mostly disagree	18.8	17.0	21.2	18.3	18.7	17.5	16.4	20.5	19.3	18.5	19.0	17.8	23.2	19.4	17.2	7.9
3. Neither	16.1	15.7	15.3	16.1	12.1	15.3	17.5	14.5	18.0	15.5	16.3	17.4	14.7	14.5	14.6	9.8
4. Mostly agree	19.9	19.9	20.7	21.1	15.5	19.8	22.6	16.3	23.2	21.2	17.1	20.2	18.6	23.2	20.8	16.9
5. Agree	18.1	20.0	17.3	18.5	17.2	21.4	18.5	14.8	20.5	19.5	15.0	19.1	16.2	14.7	19.5	34.9
<i>Item 8030 Subject F07</i>	<i>N</i> 2440	1143	1135	1335	311	424	563	893	560	1852	369	1157	568	224	355	26
<b>A04E:</b> I would be willing to eat less meat and more grains and vegetables, if it would help provide food for starving people																
1. Disagree	12.8	20.4	4.3	14.4	12.4	11.4	14.8	13.8	10.3	10.9	22.8	11.5	13.2	12.1	14.4	33.2
2. Mostly disagree	9.3	12.2	6.1	10.0	8.3	8.5	10.8	8.6	9.2	9.5	7.9	8.6	11.6	7.4	9.3	8.0
3. Neither	16.4	18.2	14.2	18.3	14.2	13.2	18.1	16.9	16.2	16.3	16.2	17.6	16.1	13.2	13.8	10.8
4. Mostly agree	27.7	26.0	29.6	25.5	31.6	25.8	30.3	26.2	28.7	27.7	26.3	31.1	24.8	28.7	22.0	2.6
5. Agree	33.9	23.1	45.8	31.8	33.6	41.1	25.9	34.4	35.5	35.6	26.7	31.3	34.3	38.6	40.6	45.4
<i>Item 8040 Subject F03, O03</i>	<i>N</i> 2434	1140	1133	1330	311	424	562	887	561	1848	368	1157	563	224	354	26
<b>A05:</b> In the following list you will find some statements about leisure time and work. Please show whether you agree or disagree with each statement.																
<b>A05A:</b> I like the kind of work you can forget about after the work day is over																
1. Disagree	12.7	14.5	11.5	11.3	19.9	13.4	11.8	12.7	13.2	13.6	8.0	13.0	15.1	8.0	11.2	15.8
2. Mostly disagree	15.5	15.0	16.5	15.8	17.9	18.1	14.1	15.9	14.6	16.3	13.1	18.0	12.0	14.8	15.4	11.3
3. Neither	25.2	25.3	25.0	25.4	23.2	23.0	28.8	23.4	26.1	25.9	23.3	24.1	29.6	25.5	21.3	18.2
4. Mostly agree	23.3	21.8	25.0	25.2	16.2	24.1	23.9	22.4	23.7	23.1	25.1	23.8	23.0	21.1	22.6	22.6
5. Agree	23.2	23.4	22.1	22.3	22.8	21.4	21.4	25.6	22.5	21.1	30.5	21.1	20.3	30.7	29.6	32.1
<i>Item 8050 Subject C04</i>	<i>N</i> 2439	1141	1138	1333	311	422	567	895	556	1850	372	1156	569	226	354	26
<b>A05B:</b> To me, work is nothing more than making a living																
1. Disagree	24.5	23.7	25.7	25.7	23.5	26.3	22.6	24.6	25.0	26.2	15.5	27.1	24.7	19.0	21.0	13.8
2. Mostly disagree	25.7	21.9	30.2	28.1	19.6	27.0	29.3	22.7	25.5	28.3	17.0	28.4	24.3	22.0	24.1	9.9
3. Neither	17.6	18.1	16.7	19.5	12.8	16.0	18.6	16.5	19.5	17.2	20.3	16.2	16.8	22.7	19.9	8.9
4. Mostly agree	18.1	19.1	17.2	16.1	21.7	17.0	18.6	18.9	17.5	16.6	23.9	16.0	22.2	20.6	17.2	19.6
5. Agree	14.1	17.2	10.2	10.6	22.3	13.8	10.9	17.3	12.5	11.8	23.3	12.2	12.0	15.7	17.7	47.9
<i>Item 8060 Subject C06</i>	<i>N</i> 2441	1144	1137	1335	310	423	567	892	559	1851	372	1157	569	225	356	26
<b>A05C:</b> I expect my work to be a very central part of my life																
1. Disagree	4.5	5.7	3.2	4.7	3.1	5.4	3.3	5.4	3.6	4.3	5.1	4.6	4.3	4.5	3.1	21.1
2. Mostly disagree	8.8	7.5	10.7	9.4	4.5	10.7	9.4	8.4	7.5	8.8	8.6	9.7	8.5	7.0	7.9	7.7
3. Neither	21.1	19.2	22.4	22.9	16.7	16.9	21.5	19.9	25.9	20.5	24.6	19.8	20.8	25.1	21.4	21.2
4. Mostly agree	42.8	41.5	44.6	43.8	39.9	44.6	45.0	42.5	39.5	43.8	41.6	45.5	42.9	41.3	39.7	31.1
5. Agree	22.8	26.1	19.2	19.1	35.7	22.4	20.8	23.9	23.5	22.5	20.1	20.4	23.6	22.2	27.9	18.8
<i>Item 8070 Subject C06</i>	<i>N</i> 2433	1144	1134	1332	309	420	565	889	558	1847	371	1154	568	225	354	26
<b>A05D:</b> I want to do my best in my job, even if this sometimes means working overtime																
1. Disagree	1.9	2.3	1.0	1.5	1.8	0.9	2.2	2.7	1.0	1.6	2.4	1.8	0.6	3.0	2.0	7.3
2. Mostly disagree	2.5	2.3	2.5	1.8	1.9	4.1	1.4	2.2	2.8	2.3	3.1	2.0	2.1	1.8	4.1	5.2
3. Neither	9.6	10.4	8.5	9.1	10.8	8.6	10.1	9.7	9.6	8.7	11.6	10.1	10.1	8.6	6.2	20.2
4. Mostly agree	37.1	35.4	39.4	38.7	33.9	39.9	34.1	37.1	38.1	37.0	37.6	35.4	37.8	47.1	35.2	22.2
5. Agree	48.9	49.7	48.6	48.9	51.7	46.4	52.2	48.2	48.5	50.4	45.3	50.7	49.4	39.6	52.4	45.0
<i>Item 8080 Subject C06</i>	<i>N</i> 2438	1145	1136	1335	310	422	567	891	558	1851	370	1155	570	225	355	26



QUESTIONNAIRE FORM 3 2011	TOTAL	SEX		RACE		REGION				COLLEGE PLANS?		ILLICIT DRUG USE: LIFETIME				
		M	F	White	Black	NE	NC	S	W	Yes	No	None	Mari- juana Only	Few Pills	More Pills	Any Her- oin
<i>N (Weighted No. of Cases):</i>	2472	1152	1144	1339	318	434	569	902	567	1864	372	1165	574	226	358	26
<i>% of Weighted Total:</i>	100.0	46.6	46.3	54.2	12.8	17.5	23.0	36.5	23.0	75.4	15.1	47.1	23.2	9.1	14.5	1.1
<b>A05E:</b> I would like to stay in the same job for most of my adult life																
1. Disagree	10.0	10.0	9.5	7.2	16.3	7.9	10.3	10.6	10.4	9.6	12.3	8.8	9.4	9.7	13.9	22.8
2. Mostly disagree	8.9	9.7	7.7	7.2	12.7	7.5	8.5	9.0	10.3	8.8	8.0	7.2	11.4	7.3	9.8	2.6
3. Neither	19.5	20.1	19.2	17.0	19.0	22.3	16.4	19.1	21.3	19.8	17.2	19.7	16.7	24.1	18.7	10.1
4. Mostly agree	29.3	29.3	29.5	32.9	21.5	30.6	33.1	28.8	25.1	28.5	31.8	30.9	29.5	29.7	25.8	18.5
5. Agree	32.3	30.9	34.2	35.7	30.5	31.7	31.7	32.6	32.8	33.2	30.7	33.4	33.0	29.2	31.8	46.0
<i>Item 8090 Subject C03</i>	<i>N</i> 2437	1143	1136	1335	310	421	567	892	558	1849	371	1155	569	224	356	26
<b>A06:</b> If you were to get enough money to live as comfortably as you'd like for the rest of your life, would you want to work?																
1. I would want to work	73.2	68.0	78.4	70.4	73.6	75.5	73.3	73.2	71.5	74.4	67.5	76.0	74.0	71.1	66.5	51.9
2. I would not want to work	26.8	32.0	21.6	29.6	26.4	24.5	26.7	26.8	28.5	25.6	32.5	24.0	26.0	28.9	33.5	48.1
<i>Item 8100 Subject C06</i>	<i>N</i> 2387	1120	1113	1321	298	418	557	869	543	1815	359	1137	554	221	347	25
The next questions are about living or working with people of different races. Please rate each of the statements below using the following terms:																
Not at all acceptable: I'd avoid this if I possibly could.																
Somewhat acceptable: I could live with this, but not be happy about it.																
Acceptable: This would be O.K., or I'd be neutral about this.																
Desirable: I'd really like this.																
<b>A07:</b> How would you feel about . . .																
<b>A07A:</b> Having close personal friends of another race?																
1. Not at all acceptable	1.7	2.5	0.6	1.7	1.4	1.0	2.8	1.7	1.1	0.9	5.0	1.4	0.8	1.2	2.6	18.0
2. Somewhat acceptable	2.6	3.0	1.7	2.5	2.1	2.6	1.9	3.0	2.7	2.3	3.6	2.2	2.8	1.5	3.8	4.6
3. Acceptable	52.1	58.0	45.8	58.3	49.5	57.1	55.2	53.4	43.3	50.8	56.1	52.4	53.2	48.0	52.3	55.8
4. Desirable	43.6	36.5	51.9	37.5	47.0	39.4	40.1	41.9	52.9	46.0	35.3	44.0	43.2	49.3	41.4	21.7
<i>Item 8110 Subject N01</i>	<i>N</i> 2430	1141	1134	1327	315	421	559	890	560	1845	369	1153	569	225	352	25
<b>A07B:</b> Having a job with a supervisor of a different race?																
1. Not at all acceptable	1.8	2.3	0.9	1.6	1.3	1.7	2.4	2.0	1.0	1.1	4.6	1.5	0.6	-	4.1	14.3
2. Somewhat acceptable	4.8	6.2	2.5	5.3	5.5	4.2	5.0	5.5	3.9	3.9	8.6	4.4	4.7	6.8	3.8	-
3. Acceptable	67.7	71.7	63.8	70.0	68.5	70.7	69.9	68.4	62.1	67.7	64.0	66.4	70.0	68.6	70.7	57.9
4. Desirable	25.7	19.8	32.7	23.1	24.7	23.4	22.7	24.1	32.9	27.4	22.8	27.8	24.7	24.7	21.4	27.8
<i>Item 8120 Subject C05, N01</i>	<i>N</i> 2430	1140	1134	1327	315	421	560	889	560	1845	369	1153	570	225	352	25
<b>A07C:</b> Having family of a different race (but same level of education and income) move next door to you?																
1. Not at all acceptable	2.3	3.4	0.8	2.4	2.1	1.6	3.7	2.1	1.6	1.6	5.0	2.2	1.4	0.6	3.3	16.1
2. Somewhat acceptable	3.6	4.5	1.6	3.4	2.6	4.7	4.1	3.3	2.7	2.9	5.6	3.2	2.9	4.0	3.7	3.7
3. Acceptable	59.7	64.4	54.6	62.0	63.9	64.1	60.1	61.6	53.1	58.6	61.6	58.2	61.7	59.1	63.6	50.8
4. Desirable	34.4	27.7	42.9	32.2	31.3	29.7	32.1	33.0	42.6	36.9	27.8	36.4	34.0	36.3	29.4	29.4
<i>Item 8130 Subject N01</i>	<i>N</i> 2426	1140	1131	1325	314	421	558	888	560	1843	367	1150	569	225	352	25
<b>A07D:</b> Having your (future) children's friends be all of your race?																
1. Not at all acceptable	11.6	10.4	12.8	9.9	16.5	11.8	9.6	13.2	10.8	11.9	10.3	12.5	12.6	11.2	7.2	8.4
2. Somewhat acceptable	20.4	19.9	21.0	20.3	17.7	21.4	21.6	18.1	22.1	20.8	17.6	18.5	21.0	23.5	23.2	30.4
3. Acceptable	53.2	55.0	51.2	55.5	53.3	52.5	55.6	53.3	51.4	53.3	53.7	54.2	51.2	50.6	56.4	37.8
4. Desirable	14.7	14.7	15.0	14.3	12.5	14.4	13.1	15.4	15.7	14.0	18.5	14.8	15.3	14.6	13.2	23.3
<i>Item 8140 Subject N01</i>	<i>N</i> 2425	1139	1131	1327	314	419	559	887	560	1844	367	1151	569	225	351	25



## DESCRIPTIVE RESULTS: 2011

141

QUESTIONNAIRE FORM 3 2011	TOTAL	SEX		RACE		REGION				COLLEGE PLANS?		ILLICIT DRUG USE: LIFETIME				
		M	F	White	Black	NE	NC	S	W	Yes	No	None	Mari- juana Only	Few Pills	More Pills	Any Her- oin
<i>N (Weighted No. of Cases):</i>	2472	1152	1144	1339	318	434	569	902	567	1864	372	1165	574	226	358	26
<i>% of Weighted Total:</i>	100.0	46.6	46.3	54.2	12.8	17.5	23.0	36.5	23.0	75.4	15.1	47.1	23.2	9.1	14.5	1.1
<b>A07E:</b> Having some of your (future) children's friends be of other races?																
1. Not at all acceptable	1.9	2.7	0.9	1.9	1.1	1.0	2.4	2.0	2.1	1.3	5.4	1.7	1.1	1.0	3.2	11.5
2. Somewhat acceptable	4.4	5.6	2.5	5.0	4.2	3.5	5.1	4.5	4.2	3.3	7.6	3.2	4.8	6.6	4.7	12.0
3. Acceptable	53.7	59.7	47.6	58.7	52.6	55.3	57.0	54.2	48.4	52.0	58.0	52.7	54.1	51.2	60.5	39.7
4. Desirable	40.0	32.0	49.0	34.5	42.0	40.2	35.4	39.4	45.3	43.4	29.0	42.5	40.1	41.2	31.7	36.8
<i>Item 8150 Subject N01</i>	<i>N</i> 2422	1134	1133	1324	314	419	557	885	560	1842	366	1150	569	223	350	25
<b>A08:</b> How would you feel about having a job where . . .																
<b>A08A:</b> . . . all the employees are of your race?																
1. Not at all acceptable	10.0	8.7	10.4	7.1	15.3	10.7	8.4	10.8	9.8	9.5	10.5	10.2	10.8	8.7	7.5	5.6
2. Somewhat acceptable	20.6	18.4	22.5	16.8	25.7	19.9	16.1	23.0	22.0	21.2	16.3	20.7	19.8	14.0	24.8	15.2
3. Acceptable	57.0	59.0	56.3	63.2	48.6	56.2	62.6	53.8	57.3	58.3	53.6	57.0	58.4	63.3	55.2	44.9
4. Desirable	12.3	13.9	10.9	13.0	10.4	13.3	12.8	12.4	10.9	11.0	19.6	12.0	10.9	14.0	12.6	34.3
<i>Item 8160 Subject C05, N01</i>	<i>N</i> 2423	1136	1133	1327	311	421	560	883	560	1839	369	1149	569	225	350	25
<b>A08B:</b> . . . some employees are of a different race?																
1. Not at all acceptable	1.0	1.3	0.6	0.7	1.3	0.5	1.3	1.3	0.6	0.6	2.6	1.0	0.4	-	1.2	11.5
2. Somewhat acceptable	4.2	4.7	3.1	4.0	3.9	4.5	5.2	4.0	3.4	3.8	6.6	4.0	4.3	5.4	2.8	20.5
3. Acceptable	65.6	71.5	60.0	69.3	60.5	68.6	66.8	65.5	62.2	64.2	67.8	64.3	65.0	67.3	71.5	44.0
4. Desirable	29.2	22.5	36.3	25.9	34.3	26.4	26.8	29.2	33.7	31.4	23.0	30.6	30.3	27.4	24.5	24.1
<i>Item 8170 Subject C05, N01</i>	<i>N</i> 2425	1136	1134	1327	312	421	560	885	560	1842	368	1150	569	225	352	25
<b>A08C:</b> . . . most employees are of a different race?																
1. Not at all acceptable	5.1	6.3	3.6	6.3	2.6	6.5	5.7	4.5	4.3	4.2	10.3	5.3	3.6	3.4	7.4	20.7
2. Somewhat acceptable	18.2	19.7	15.9	23.2	14.9	18.0	21.9	20.4	11.5	18.3	14.9	17.6	18.7	22.6	15.2	26.5
3. Acceptable	59.8	61.8	58.5	61.2	55.2	59.7	61.2	57.1	62.8	60.9	57.2	60.4	60.0	57.9	62.9	43.8
4. Desirable	16.8	12.2	21.9	9.3	27.3	15.7	11.1	18.1	21.4	16.5	17.5	16.7	17.6	16.1	14.5	9.0
<i>Item 8180 Subject C05, N01</i>	<i>N</i> 2420	1135	1131	1324	312	421	557	883	558	1836	369	1149	566	225	352	25
<b>A09:</b> How would you feel about living in an area where . . .																
<b>A09A:</b> . . . all the neighbors are of your race?																
1. Not at all acceptable	9.3	8.1	10.4	4.9	15.6	8.3	7.3	10.6	9.9	8.8	11.8	8.6	9.5	9.8	9.9	9.0
2. Somewhat acceptable	17.6	15.2	18.7	14.0	21.7	17.7	15.9	18.0	18.5	17.1	15.0	17.7	17.0	11.8	17.6	6.7
3. Acceptable	56.6	58.6	55.9	62.5	53.0	54.9	58.6	56.1	56.9	58.8	48.9	57.7	58.0	60.3	54.2	46.1
4. Desirable	16.5	18.1	14.9	18.6	9.7	19.1	18.3	15.3	14.7	15.3	24.3	16.0	15.6	18.1	18.3	38.2
<i>Item 8190 Subject N01</i>	<i>N</i> 2425	1136	1134	1327	312	421	560	885	560	1842	368	1150	569	225	352	25
<b>A09B:</b> . . . some of the neighbors are of other races?																
1. Not at all acceptable	1.4	1.8	0.6	1.0	1.1	0.4	2.1	1.8	0.7	0.7	4.1	1.4	0.4	-	2.5	11.5
2. Somewhat acceptable	6.1	7.6	3.6	5.9	6.5	6.0	6.3	7.5	4.0	5.3	8.8	5.3	5.9	7.0	5.8	16.6
3. Acceptable	67.5	71.9	64.0	70.4	61.4	71.4	71.8	64.7	64.6	67.1	68.1	66.8	68.8	68.2	71.6	45.7
4. Desirable	25.0	18.6	31.9	22.6	31.0	22.1	19.8	26.0	30.7	26.9	18.9	26.5	24.9	24.8	20.1	26.2
<i>Item 8200 Subject N01</i>	<i>N</i> 2423	1136	1134	1327	312	419	560	885	560	1842	369	1150	570	225	352	25
<b>A09C:</b> . . . most of the neighbors are of other races?																
1. Not at all acceptable	7.7	9.8	5.9	10.8	2.0	8.8	11.1	6.6	5.1	7.0	11.8	7.7	6.1	8.6	9.3	20.7
2. Somewhat acceptable	20.0	21.1	17.7	25.2	12.9	25.3	22.1	21.0	12.4	19.5	20.7	18.9	19.8	18.9	22.0	24.5
3. Acceptable	57.8	58.3	58.9	55.7	63.2	53.5	56.1	57.2	63.8	59.7	52.0	59.3	60.6	56.8	55.5	38.4
4. Desirable	14.5	10.9	17.6	8.4	22.0	12.4	10.7	15.3	18.8	13.8	15.5	14.1	13.6	15.8	13.3	16.4
<i>Item 8210 Subject N01</i>	<i>N</i> 2419	1136	1134	1326	311	418	560	883	558	1839	369	1149	568	225	350	25



QUESTIONNAIRE FORM 3 2011	TOTAL	SEX		RACE		REGION				COLLEGE PLANS?		ILLCIT DRUG USE: LIFETIME				
		M	F	White	Black	NE	NC	S	W	Yes	No	None	Mari- juana Only	Few Pills	More Pills	Any Her- oin
<i>N (Weighted No. of Cases):</i>	2472	1152	1144	1339	318	434	569	902	567	1864	372	1165	574	226	358	26
<i>% of Weighted Total:</i>	100.0	46.6	46.3	54.2	12.8	17.5	23.0	36.5	23.0	75.4	15.1	47.1	23.2	9.1	14.5	1.1
<b>A10:</b> How would you feel about having your (future) children go to schools where . . .																
<b>A10A:</b> . . . all the children are of your race?																
1. Not at all acceptable	15.5	13.0	18.2	10.6	21.1	14.4	13.4	16.4	17.2	15.9	13.7	15.8	14.6	16.8	13.9	14.9
2. Somewhat acceptable	17.4	16.2	18.6	13.8	21.4	18.0	15.7	16.9	19.3	17.4	14.7	18.2	18.0	14.5	14.5	5.8
3. Acceptable	52.4	55.3	49.9	58.1	48.5	51.7	53.7	52.1	52.1	53.2	51.4	51.1	55.0	52.5	56.6	44.9
4. Desirable	14.7	15.5	13.4	17.5	9.0	15.9	17.1	14.6	11.4	13.5	20.2	14.9	12.5	16.2	14.9	34.3
<i>Item 8220 Subject B03, N01</i>	<i>N 2422</i>	<i>1138</i>	<i>1133</i>	<i>1325</i>	<i>314</i>	<i>417</i>	<i>559</i>	<i>886</i>	<i>560</i>	<i>1841</i>	<i>369</i>	<i>1150</i>	<i>569</i>	<i>224</i>	<i>352</i>	<i>25</i>
<b>A10B:</b> . . . some of the children are of other races?																
1. Not at all acceptable	1.4	1.6	0.7	1.0	1.7	1.0	1.4	1.7	1.0	0.6	4.0	1.3	0.6	0.3	1.7	11.5
2. Somewhat acceptable	6.0	7.1	3.4	4.9	7.0	5.7	5.9	6.8	4.8	4.8	8.7	4.7	5.0	6.1	6.4	9.3
3. Acceptable	62.4	66.8	58.9	66.1	58.4	63.9	65.2	61.7	59.8	61.5	67.4	62.1	64.3	65.7	64.6	51.0
4. Desirable	30.2	24.5	37.0	27.9	32.9	29.4	27.5	29.7	34.4	33.1	19.9	31.9	30.1	27.9	27.3	28.2
<i>Item 8230 Subject B03, N01</i>	<i>N 2419</i>	<i>1135</i>	<i>1133</i>	<i>1325</i>	<i>313</i>	<i>418</i>	<i>559</i>	<i>884</i>	<i>558</i>	<i>1840</i>	<i>367</i>	<i>1150</i>	<i>567</i>	<i>224</i>	<i>351</i>	<i>25</i>
<b>A10C:</b> . . . most of the children are of other races?																
1. Not at all acceptable	9.9	12.3	7.5	14.3	4.4	10.8	14.4	9.3	5.6	9.1	15.3	10.5	7.6	9.5	11.9	21.4
2. Somewhat acceptable	21.1	20.9	20.9	26.0	17.7	23.2	22.8	23.1	14.6	21.3	19.6	18.9	23.3	24.0	22.3	23.5
3. Acceptable	53.4	54.9	52.7	50.8	55.6	51.5	52.5	51.6	58.6	54.6	47.7	55.2	54.5	49.1	52.5	39.3
4. Desirable	15.6	11.9	18.9	8.8	22.3	14.5	10.3	16.0	21.2	14.9	17.4	15.4	14.7	17.3	13.3	15.8
<i>Item 8240 Subject B03, N01</i>	<i>N 2420</i>	<i>1135</i>	<i>1133</i>	<i>1325</i>	<i>314</i>	<i>418</i>	<i>559</i>	<i>886</i>	<i>558</i>	<i>1842</i>	<i>366</i>	<i>1151</i>	<i>567</i>	<i>225</i>	<i>350</i>	<i>25</i>
<b>A11:</b> What race are your close friends?																
1. All my race	14.9	15.6	14.4	17.5	22.1	17.5	18.4	15.6	8.2	15.4	14.8	16.4	13.2	13.8	13.0	26.3
2. Almost all my race	24.2	25.1	24.7	31.5	14.9	28.3	28.0	21.4	21.9	25.2	24.5	24.5	25.4	21.1	26.5	34.7
3. Mostly my race	24.6	24.7	24.5	29.9	19.1	23.6	22.9	25.9	25.1	25.3	22.8	23.8	24.3	27.9	27.1	14.6
4. About half my race	18.9	18.3	18.9	15.6	22.6	13.5	18.7	20.3	21.1	17.8	21.5	16.6	22.7	20.1	18.6	17.5
5. Mostly other race(s)	9.6	8.5	10.6	3.7	9.6	10.3	6.3	9.6	12.4	9.0	6.5	10.6	9.2	7.5	7.9	5.0
6. Almost all other race(s)	7.7	7.7	6.9	1.7	11.8	6.9	5.7	7.1	11.2	7.2	9.9	8.1	5.2	9.7	6.9	1.9
<i>Item 8250 Subject N03</i>	<i>N 2406</i>	<i>1122</i>	<i>1129</i>	<i>1316</i>	<i>312</i>	<i>419</i>	<i>556</i>	<i>876</i>	<i>555</i>	<i>1827</i>	<i>366</i>	<i>1137</i>	<i>568</i>	<i>224</i>	<i>346</i>	<i>25</i>
<b>A12:</b> What race are the people in your neighborhood?																
1. All my race	18.9	19.9	18.0	26.6	15.6	21.8	24.5	18.3	12.0	18.9	22.0	19.1	20.8	16.3	16.2	48.1
2. Almost all my race	24.4	24.2	25.6	33.1	16.6	29.8	30.3	20.9	19.8	25.6	24.2	25.8	24.1	23.8	25.0	17.9
3. Mostly my race	17.3	18.1	17.1	21.6	13.2	13.8	14.7	17.7	21.7	17.9	16.3	17.0	15.0	20.0	21.5	8.5
4. About half my race	14.6	12.8	16.0	11.5	17.5	9.2	13.0	18.0	14.9	14.5	14.2	13.6	13.1	14.3	18.0	12.1
5. Mostly other race(s)	14.1	13.8	13.6	4.3	18.9	16.1	7.8	15.5	16.7	13.2	11.4	13.2	18.1	13.4	9.7	3.0
6. Almost all other race(s)	10.8	11.2	9.8	3.0	18.2	9.2	9.7	9.6	14.8	10.0	11.9	11.3	9.0	12.1	9.6	10.4
<i>Item 8260 Subject N03</i>	<i>N 2400</i>	<i>1119</i>	<i>1127</i>	<i>1310</i>	<i>312</i>	<i>417</i>	<i>556</i>	<i>872</i>	<i>555</i>	<i>1825</i>	<i>365</i>	<i>1133</i>	<i>566</i>	<i>224</i>	<i>349</i>	<i>25</i>
<b>A13:</b> What race were the students in the elementary school where you spent the most time?																
1. All my race	15.5	16.1	14.7	16.7	21.9	18.1	19.7	14.7	10.5	16.7	12.6	18.4	12.5	11.4	12.9	40.8
2. Almost all my race	25.7	28.3	24.7	35.9	11.8	30.3	32.9	18.8	25.9	26.5	29.7	26.4	26.1	24.6	29.0	23.3
3. Mostly my race	19.7	19.7	19.9	24.1	14.7	18.9	18.4	19.9	21.4	19.4	18.6	18.7	19.4	21.2	23.1	15.4
4. About half my race	17.0	15.0	17.9	15.2	23.8	10.9	12.8	23.1	16.2	16.6	16.3	14.8	20.2	22.8	13.4	7.0
5. Mostly other race(s)	12.0	10.8	12.6	5.4	13.4	13.9	9.0	12.4	13.0	11.5	10.0	10.6	14.1	9.2	11.8	7.8
6. Almost all other race(s)	10.1	10.2	10.2	2.6	14.3	8.0	7.3	11.1	13.1	9.3	12.7	11.0	7.6	10.8	10.0	5.6
<i>Item 8270 Subject B03, N03</i>	<i>N 2401</i>	<i>1120</i>	<i>1127</i>	<i>1314</i>	<i>310</i>	<i>419</i>	<i>554</i>	<i>872</i>	<i>556</i>	<i>1827</i>	<i>363</i>	<i>1136</i>	<i>566</i>	<i>221</i>	<i>349</i>	<i>25</i>
<b>A14:</b> What race are the students in your present school (if you are in school)?																
1. All my race	4.6	5.0	4.1	4.8	8.1	6.0	5.4	5.4	1.6	4.6	4.6	5.0	4.3	3.6	3.2	15.8
2. Almost all my race	20.7	21.6	20.8	28.7	14.7	27.7	26.3	12.8	22.1	21.7	24.1	22.1	18.4	19.3	23.7	10.9
3. Mostly my race	23.2	26.8	19.9	32.4	13.6	21.8	29.7	20.4	22.3	23.9	20.7	22.0	23.9	28.4	24.1	35.0
4. About half my race	23.6	19.6	27.5	21.8	31.5	15.4	19.7	31.4	21.5	23.0	23.3	22.4	25.3	26.0	23.7	18.8
5. Mostly other race(s)	15.5	14.9	15.6	8.3	19.3	17.6	10.9	17.4	15.5	15.2	14.9	15.7	17.4	11.8	12.7	15.6
6. Almost all other race(s)	12.4	12.1	12.2	3.9	13.0	11.4	8.0	12.7	17.1	11.6	12.3	12.9	10.8	10.9	12.6	3.9
<i>Item 8280 Subject B03, N03</i>	<i>N 2393</i>	<i>1119</i>	<i>1123</i>	<i>1306</i>	<i>311</i>	<i>419</i>	<i>551</i>	<i>868</i>	<i>554</i>	<i>1823</i>	<i>360</i>	<i>1131</i>	<i>566</i>	<i>220</i>	<i>349</i>	<i>25</i>



# DESCRIPTIVE RESULTS: 2011

143

QUESTIONNAIRE FORM 3 2011	TOTAL	SEX		RACE		REGION				COLLEGE PLANS?		ILLICIT DRUG USE: LIFETIME				
		M	F	White	Black	NE	NC	S	W	Yes	No	None	Mari- juana Only	Few Pills	More Pills	Any Her- oin
<i>N (Weighted No. of Cases):</i>	2472	1152	1144	1339	318	434	569	902	567	1864	372	1165	574	226	358	26
<i>% of Weighted Total:</i>	100.0	46.6	46.3	54.2	12.8	17.5	23.0	36.5	23.0	75.4	15.1	47.1	23.2	9.1	14.5	1.1
<b>A15:</b> What race are the people that you work with on your job (if you have a job)?																
1. All my race	20.5	21.4	20.3	28.3	7.3	22.5	27.9	18.0	14.1	19.6	26.5	21.3	18.9	23.1	20.6	32.0
2. Almost all my race	20.5	20.9	19.8	26.4	14.4	23.0	22.5	18.5	19.4	21.7	16.1	20.5	20.7	21.1	20.5	21.5
3. Mostly my race	18.0	19.7	16.9	21.2	15.2	17.6	17.3	18.8	17.6	18.0	21.2	18.7	16.1	17.0	19.8	26.6
4. About half my race	18.1	18.1	18.0	15.5	28.1	13.0	15.8	21.9	18.5	18.1	18.0	17.3	20.7	17.1	17.3	13.8
5. Mostly other race(s)	13.0	11.3	14.5	5.0	17.5	16.5	8.2	12.7	16.4	12.9	7.7	11.3	16.3	9.8	11.7	-
6. Almost all other race(s)	10.0	8.5	10.6	3.5	17.4	7.5	8.1	10.1	14.0	9.7	10.5	10.9	7.3	11.9	10.2	6.0
<i>Item 8290 Subject N03</i>	<i>N</i> 1954	<i>914</i>	<i>918</i>	<i>1121</i>	<i>243</i>	<i>340</i>	<i>494</i>	<i>713</i>	<i>407</i>	<i>1484</i>	<i>313</i>	<i>898</i>	<i>468</i>	<i>194</i>	<i>291</i>	<i>22</i>
<b>A16:</b> How often do you do things (like having a conversation, eating together, playing sports) with people of other races?																
1. Not at all	3.5	3.8	2.5	3.5	4.4	3.7	4.1	3.7	2.4	2.7	6.3	3.5	2.4	0.7	6.2	13.0
2. A little	15.7	14.9	16.7	20.2	13.7	17.2	18.7	14.9	12.9	15.2	21.5	16.2	16.5	14.1	14.2	36.1
3. Some	35.0	35.7	35.6	39.5	30.8	39.3	35.7	35.5	30.1	36.3	34.9	35.7	33.4	41.7	33.0	25.7
4. A lot	45.8	45.6	45.2	36.8	51.1	39.8	41.6	45.8	54.5	45.9	37.3	44.6	47.8	43.5	46.7	25.3
<i>Item 8300 Subject N03</i>	<i>N</i> 2407	<i>1126</i>	<i>1133</i>	<i>1316</i>	<i>312</i>	<i>417</i>	<i>558</i>	<i>873</i>	<i>559</i>	<i>1834</i>	<i>367</i>	<i>1142</i>	<i>565</i>	<i>224</i>	<i>349</i>	<i>25</i>
<b>A17:</b> Generally, how do you feel about the experiences you have had with people of other races?																
5. Very good	29.5	26.6	32.9	25.7	31.4	30.2	23.5	26.5	39.8	30.9	22.0	32.7	26.9	31.6	23.0	22.1
4. Mostly good	42.4	41.6	43.8	45.8	41.1	40.6	46.7	44.6	36.0	43.4	38.8	41.7	45.6	40.6	43.4	12.4
3. Mixed	25.4	27.9	22.1	25.2	25.3	27.7	25.7	25.7	22.7	23.6	33.6	23.1	25.1	27.5	29.5	44.9
2. Mostly bad	1.7	2.2	1.0	2.2	1.5	0.9	3.2	1.7	0.6	1.2	3.0	1.5	1.8	0.3	1.7	16.9
1. Very bad	1.1	1.7	0.2	1.1	0.7	0.6	0.9	1.5	0.9	0.8	2.7	1.0	0.6	-	2.4	3.7
<i>Item 8310 Subject N03</i>	<i>N</i> 2406	<i>1124</i>	<i>1130</i>	<i>1316</i>	<i>312</i>	<i>417</i>	<i>558</i>	<i>874</i>	<i>557</i>	<i>1829</i>	<i>367</i>	<i>1140</i>	<i>567</i>	<i>224</i>	<i>348</i>	<i>25</i>
<b>A18:</b> The next questions are about some of your own plans. Are you married or engaged?																
1. Married—SKIP TO Q.A20	0.6	0.3	0.4	0.3	0.7	0.7	-	0.8	0.9	0.2	0.8	0.3	-	0.8	0.6	5.5
2. Engaged	4.4	3.4	4.9	5.2	2.5	3.5	5.1	4.7	4.0	3.5	9.0	3.7	3.2	6.5	6.1	23.8
3. Neither	95.0	96.2	94.6	94.5	96.7	95.8	94.9	94.6	95.1	96.3	90.2	96.0	96.8	92.7	93.3	70.7
<i>Item 8320 Subject D01, R01</i>	<i>N</i> 2266	<i>1059</i>	<i>1070</i>	<i>1264</i>	<i>278</i>	<i>398</i>	<i>527</i>	<i>811</i>	<i>529</i>	<i>1729</i>	<i>341</i>	<i>1065</i>	<i>542</i>	<i>216</i>	<i>326</i>	<i>25</i>
<b>A19:</b> If it were just up to you, what would be the ideal time for you to get married?																
1. Within the next year or so	3.8	3.9	3.9	3.8	4.9	2.0	3.2	4.4	4.9	2.5	10.4	2.9	3.9	3.8	5.6	24.0
2. Two or three years from now	9.6	6.6	12.0	10.3	6.9	6.9	10.4	11.1	8.4	7.6	17.9	8.9	8.5	12.3	10.4	17.3
3. Four or five years from now	30.2	27.0	33.5	33.3	25.6	26.7	31.5	32.3	28.3	30.9	30.6	32.1	29.0	30.2	28.1	15.0
4. Over five years from now	51.0	56.0	46.6	47.7	53.4	57.7	51.0	46.8	52.6	54.5	32.3	51.8	52.2	50.7	48.4	43.7
5. I don't want to marry	5.4	6.5	4.1	4.8	9.1	6.7	3.9	5.4	5.9	4.6	8.8	4.2	6.5	2.9	7.5	-
<i>Item 8330 Subject D01</i>	<i>N†</i> 2276	<i>1064</i>	<i>1080</i>	<i>1276</i>	<i>280</i>	<i>391</i>	<i>533</i>	<i>819</i>	<i>532</i>	<i>1745</i>	<i>345</i>	<i>1072</i>	<i>543</i>	<i>216</i>	<i>335</i>	<i>22</i>
<b>A20:</b> Have you thought at all about whether you'd like to have children or how many you'd like to have?																
3. I've thought about it a lot	34.9	26.6	42.1	35.7	36.5	33.1	33.7	36.9	34.3	33.5	39.7	33.3	34.8	34.1	40.7	37.9
2. I've thought about it a little	56.0	61.1	52.3	55.1	55.8	56.6	58.6	54.4	55.3	58.2	47.1	56.4	58.0	55.5	52.8	46.9
1. I haven't thought about it at all	9.1	12.3	5.6	9.2	7.7	10.3	7.7	8.6	10.3	8.3	13.2	10.3	7.2	10.4	6.5	15.1
<i>Item 8340 Subject D02</i>	<i>N</i> 2375	<i>1111</i>	<i>1116</i>	<i>1310</i>	<i>297</i>	<i>413</i>	<i>551</i>	<i>857</i>	<i>554</i>	<i>1808</i>	<i>365</i>	<i>1123</i>	<i>561</i>	<i>221</i>	<i>345</i>	<i>25</i>
<b>A21:</b> All things considered, if you could have exactly the number of children you want, what number would you choose to have?																
1. None	3.8	4.2	3.5	4.0	4.2	3.8	3.7	4.0	3.4	3.5	4.6	2.6	5.4	2.4	5.1	5.4
2. One	6.1	6.0	5.7	5.7	11.3	6.2	4.7	7.4	5.3	5.2	9.8	5.4	6.5	7.3	5.9	11.0
3. Two	42.9	45.3	40.6	44.0	43.6	45.2	39.5	45.6	40.4	42.3	45.2	41.6	42.1	49.1	46.7	19.2
4. Three	23.4	22.1	25.3	24.7	18.9	20.1	27.5	22.2	23.6	25.5	15.5	25.1	22.7	24.0	19.9	28.7
5. Four	11.3	7.7	14.6	9.8	10.9	13.0	12.4	9.4	11.9	11.4	10.8	12.0	12.6	4.5	10.8	4.1
6. Five	2.0	1.4	2.6	1.6	3.0	1.8	1.5	2.2	2.2	2.0	1.4	2.2	1.6	3.2	1.4	-
7. Six or more	2.2	2.5	1.6	1.1	3.6	1.4	1.9	2.4	2.7	2.1	3.0	1.5	2.2	2.4	2.0	24.3
8. Don't know	8.4	10.8	6.1	9.1	4.5	8.4	8.8	6.9	10.6	8.1	9.7	9.6	6.9	7.2	8.1	7.3
<i>Item 8350 Subject D02</i>	<i>N</i> 2393	<i>1126</i>	<i>1119</i>	<i>1315</i>	<i>314</i>	<i>415</i>	<i>550</i>	<i>881</i>	<i>546</i>	<i>1821</i>	<i>367</i>	<i>1147</i>	<i>562</i>	<i>219</i>	<i>344</i>	<i>23</i>

†=excludes respondents for whom question was inappropriate.



QUESTIONNAIRE FORM 3 2011	TOTAL	SEX		RACE		REGION				COLLEGE PLANS?		ILLICIT DRUG USE: LIFETIME					
		M	F	White	Black	NE	NC	S	W	Yes	No	None	Mari- juana Only	Few Pills	More Pills	Any Her- oin	
<i>N (Weighted No. of Cases):</i>	2472	1152	1144	1339	318	434	569	902	567	1864	372	1165	574	226	358	26	
<i>% of Weighted Total:</i>	100.0	46.6	46.3	54.2	12.8	17.5	23.0	36.5	23.0	75.4	15.1	47.1	23.2	9.1	14.5	1.1	
<b>A22:</b> If the “population explosion” were NOT a problem, would you choose to have a larger number of children?																	
4. Yes, I'm sure I would want more	5.7	5.0	5.7	5.2	6.6	6.5	5.5	6.9	3.5	5.4	5.2	5.1	5.3	6.4	5.6	31.4	
3. I probably would want more	7.4	6.3	8.3	6.2	5.5	9.0	7.6	6.2	7.9	7.4	6.6	8.2	7.4	3.9	5.8	11.9	
2. I probably would not want more	30.1	27.8	34.1	32.9	25.1	31.4	30.4	32.6	24.6	31.9	25.7	31.5	31.6	28.5	27.4	11.1	
1. I'm sure I would not want more	34.5	33.7	34.8	34.0	40.4	30.2	32.5	34.3	39.9	33.6	38.0	32.5	35.8	39.6	38.0	39.2	
8. Don't know, no idea	22.4	27.2	17.2	21.6	22.4	22.9	24.1	20.0	24.0	21.7	24.5	22.6	19.9	21.7	23.2	6.4	
<i>Item 8360 Subject D02, E01</i>	<i>N</i>	<i>2421</i>	<i>1138</i>	<i>1135</i>	<i>1327</i>	<i>315</i>	<i>417</i>	<i>559</i>	<i>886</i>	<i>559</i>	<i>1845</i>	<i>370</i>	<i>1151</i>	<i>570</i>	<i>225</i>	<i>352</i>	<i>25</i>
<b>A23:</b> If it were just up to you, how soon after getting married would you want to have your first child?																	
1. I don't want to have children (or get married)	4.3	4.2	4.5	4.4	5.9	3.5	4.0	4.9	4.4	4.1	5.2	3.5	5.8	2.7	5.9	5.4	
2. I wouldn't wait at all	6.8	7.6	5.3	5.3	11.4	5.8	6.5	7.7	6.3	5.8	10.4	5.4	8.4	6.7	6.3	25.3	
3. I would wait one year	30.0	28.4	32.2	29.2	29.3	29.0	33.6	28.5	29.5	29.7	29.8	30.0	32.0	30.1	27.3	17.6	
4. I would wait two years	27.0	25.4	29.1	28.1	21.7	29.1	27.2	24.6	28.9	28.8	21.7	28.6	25.1	25.5	27.1	21.0	
5. I would wait three years	10.5	8.3	12.9	11.5	9.1	10.5	8.6	11.9	10.3	11.5	6.9	12.1	8.4	10.9	8.3	-	
6. I would wait four or five years	6.7	7.2	5.8	7.5	4.5	6.3	5.1	7.3	7.5	6.7	4.9	7.1	5.1	7.0	7.2	8.4	
7. I would wait more than five years	1.5	1.8	1.1	1.2	1.7	1.5	1.0	1.7	1.6	1.3	1.8	1.2	1.8	2.5	1.7	-	
8. Don't know, or already have a child	13.2	17.0	9.1	12.9	16.4	14.3	14.0	13.4	11.4	12.1	19.3	12.2	13.4	14.6	16.2	22.3	
<i>Item 8370 Subject D02</i>	<i>N</i>	<i>2390</i>	<i>1127</i>	<i>1118</i>	<i>1313</i>	<i>314</i>	<i>412</i>	<i>550</i>	<i>877</i>	<i>550</i>	<i>1822</i>	<i>368</i>	<i>1145</i>	<i>564</i>	<i>220</i>	<i>344</i>	<i>23</i>
<b>A24:</b> Now we'd like you to make some ratings of how good or bad a job you feel each of the following organizations is doing for the country as a whole. For each one, mark the circle that best describes how you feel.																	
How good or bad a job is being done for the country as a whole by . . .																	
<b>A24A:</b> Large corporations?																	
1. Very poor	6.9	9.5	4.5	9.0	2.6	9.0	7.0	5.3	7.9	7.0	7.7	6.2	4.8	11.2	8.6	26.1	
2. Poor	14.6	15.8	13.4	15.8	13.7	16.1	15.8	12.4	15.7	15.1	10.2	14.0	15.9	14.3	15.9	9.0	
3. Fair	28.6	28.7	29.0	26.7	30.8	24.0	30.5	30.1	27.5	28.2	32.5	29.2	27.9	26.1	29.2	40.6	
4. Good	19.6	20.7	18.8	19.2	19.6	19.0	18.8	20.5	19.6	20.1	17.9	19.8	19.4	24.1	17.4	13.4	
5. Very good	5.4	6.7	4.0	4.7	6.4	5.4	3.9	6.5	5.0	5.4	5.2	5.6	6.6	2.1	3.9	-	
8. No opinion	24.9	18.6	30.2	24.7	26.9	26.4	24.0	25.2	24.2	24.1	26.5	25.2	25.4	22.1	25.0	10.9	
<i>Item 8380 Subject K02</i>	<i>N</i>	<i>2396</i>	<i>1128</i>	<i>1127</i>	<i>1317</i>	<i>311</i>	<i>409</i>	<i>556</i>	<i>878</i>	<i>554</i>	<i>1833</i>	<i>368</i>	<i>1144</i>	<i>564</i>	<i>222</i>	<i>349</i>	<i>25</i>
<b>A24B:</b> Major labor unions?																	
1. Very poor	5.4	7.7	3.3	7.0	2.2	2.5	6.9	5.5	5.8	5.2	7.1	5.9	3.4	4.0	8.3	3.9	
2. Poor	12.8	15.8	10.7	14.8	8.6	8.0	15.6	11.8	15.3	12.8	11.2	13.4	11.4	17.0	11.5	15.7	
3. Fair	29.6	28.8	30.3	27.6	33.6	30.9	30.0	29.5	28.5	30.1	30.7	28.2	30.8	30.9	32.2	33.9	
4. Good	16.1	18.4	14.0	16.4	14.5	19.2	15.6	15.8	14.8	16.2	16.7	15.8	17.3	13.4	14.8	23.9	
5. Very good	5.3	6.1	4.0	4.0	6.7	7.6	4.5	4.6	5.4	5.1	5.1	5.7	4.2	5.0	5.1	9.7	
8. No opinion	30.7	23.3	37.8	30.1	34.5	31.9	27.3	32.7	30.2	30.6	29.3	31.1	32.9	29.7	28.0	12.8	
<i>Item 8390 Subject K02</i>	<i>N</i>	<i>2393</i>	<i>1127</i>	<i>1126</i>	<i>1317</i>	<i>311</i>	<i>408</i>	<i>557</i>	<i>876</i>	<i>552</i>	<i>1830</i>	<i>368</i>	<i>1143</i>	<i>564</i>	<i>222</i>	<i>348</i>	<i>25</i>
<b>A24C:</b> The nation's colleges and universities?																	
1. Very poor	2.7	3.5	1.7	2.4	2.8	2.1	3.4	2.2	3.3	2.2	5.1	2.6	1.0	4.4	4.3	4.1	
2. Poor	5.3	5.1	5.3	3.9	2.4	3.4	4.8	3.6	9.9	5.5	4.2	5.3	3.8	5.6	7.0	7.3	
3. Fair	20.5	20.9	19.8	19.3	25.3	18.2	20.1	19.2	24.5	20.2	24.8	20.1	21.2	18.7	21.5	39.1	
4. Good	37.2	39.5	36.0	39.9	33.0	37.7	40.6	37.4	33.1	39.0	28.5	38.1	37.6	37.9	35.0	28.9	
5. Very good	22.6	21.4	24.4	22.8	24.1	26.8	21.2	24.4	18.0	23.9	18.0	23.0	24.8	22.3	20.6	14.9	
8. No opinion	11.7	9.5	12.9	11.8	12.4	11.9	9.8	13.2	11.2	9.2	19.4	11.1	11.6	11.1	11.7	5.7	
<i>Item 8400 Subject B10, K02</i>	<i>N</i>	<i>2392</i>	<i>1126</i>	<i>1123</i>	<i>1316</i>	<i>309</i>	<i>409</i>	<i>557</i>	<i>873</i>	<i>552</i>	<i>1829</i>	<i>367</i>	<i>1140</i>	<i>566</i>	<i>223</i>	<i>349</i>	<i>23</i>
<b>A24D:</b> The nation's public schools?																	
1. Very poor	9.1	10.6	7.2	9.3	7.5	5.3	12.0	8.0	10.7	8.6	10.4	8.4	7.5	10.4	11.9	22.8	
2. Poor	19.0	19.5	18.5	19.4	18.2	11.7	19.7	19.1	23.6	19.8	17.2	18.8	18.1	25.2	19.7	4.4	
3. Fair	31.3	31.1	32.3	30.7	31.3	32.9	31.0	31.5	30.2	33.1	24.2	32.1	30.8	23.8	33.0	39.9	
4. Good	21.9	21.6	22.9	23.7	19.7	27.2	21.6	21.6	18.9	22.1	21.7	23.3	24.1	23.3	15.7	13.1	
5. Very good	8.8	8.3	9.1	8.2	11.7	12.3	7.1	10.0	6.0	8.5	10.6	8.8	9.0	9.5	8.0	8.9	
8. No opinion	9.9	8.9	10.1	8.7	11.6	10.7	8.6	9.9	10.6	8.0	15.9	8.5	10.5	7.8	11.7	10.9	
<i>Item 8410 Subject B10, K02</i>	<i>N</i>	<i>2391</i>	<i>1127</i>	<i>1126</i>	<i>1317</i>	<i>309</i>	<i>407</i>	<i>556</i>	<i>876</i>	<i>552</i>	<i>1830</i>	<i>367</i>	<i>1141</i>	<i>564</i>	<i>223</i>	<i>348</i>	<i>25</i>



## DESCRIPTIVE RESULTS: 2011

145

QUESTIONNAIRE FORM 3 2011	TOTAL	SEX		RACE		REGION				COLLEGE PLANS?		ILLICIT DRUG USE: LIFETIME					
		M	F	White	Black	NE	NC	S	W	Yes	No	None	Mari- juana Only	Few Pills	More Pills	Any Her- oin	
<i>N (Weighted No. of Cases):</i>	2472	1152	1144	1339	318	434	569	902	567	1864	372	1165	574	226	358	26	
<i>% of Weighted Total:</i>	100.0	46.6	46.3	54.2	12.8	17.5	23.0	36.5	23.0	75.4	15.1	47.1	23.2	9.1	14.5	1.1	
<b>A24E:</b> Churches and religious organizations?																	
1. Very poor	4.8	7.9	1.5	6.3	2.2	5.7	5.5	3.2	5.8	4.4	7.1	3.7	3.4	7.2	8.8	9.1	
2. Poor	6.7	7.9	5.2	7.8	4.0	6.1	6.8	6.9	6.7	6.8	7.0	4.7	6.7	10.6	11.5	8.8	
3. Fair	25.8	27.1	24.7	24.4	28.9	21.4	28.4	23.5	30.1	26.2	25.2	26.4	26.3	23.3	26.1	25.0	
4. Good	25.8	23.8	29.0	25.4	25.0	28.5	27.1	25.9	22.4	26.7	22.2	28.0	27.5	26.7	18.3	-	
5. Very good	14.4	13.5	15.3	14.5	17.8	12.1	12.3	18.7	11.6	14.7	13.3	15.2	13.8	14.1	12.5	16.2	
8. No opinion	22.4	19.8	24.3	21.5	22.1	26.2	19.8	21.7	23.5	21.2	25.2	22.1	22.3	18.2	22.8	40.9	
<i>Item 8420 Subject G, K02</i>	<i>N</i>	<i>2394</i>	<i>1128</i>	<i>1124</i>	<i>1317</i>	<i>310</i>	<i>408</i>	<i>555</i>	<i>876</i>	<i>554</i>	<i>1830</i>	<i>368</i>	<i>1142</i>	<i>565</i>	<i>223</i>	<i>349</i>	<i>25</i>
<b>A24F:</b> The national news media (TV, magazines, news services)?																	
1. Very poor	11.9	14.8	9.2	14.1	8.1	13.4	13.4	10.4	11.7	11.7	12.6	10.7	10.0	19.1	14.8	13.5	
2. Poor	15.1	16.3	14.3	18.8	6.4	17.3	16.0	13.6	15.0	16.2	12.4	17.7	12.8	11.2	14.2	21.9	
3. Fair	26.2	26.1	26.5	25.1	30.1	23.8	26.2	27.0	26.9	27.5	23.8	27.6	26.9	20.8	25.0	30.8	
4. Good	20.2	20.1	20.7	18.3	24.3	20.1	18.5	21.5	20.0	20.1	19.2	19.6	23.3	17.9	19.8	12.1	
5. Very good	12.1	10.6	13.9	10.0	17.5	11.9	10.8	14.0	10.6	11.6	13.0	10.1	15.1	13.3	13.1	-	
8. No opinion	14.4	12.1	15.4	13.6	13.6	13.6	15.1	13.5	15.8	12.8	19.1	14.2	11.9	17.6	13.1	21.7	
<i>Item 8430 Subject K02</i>	<i>N</i>	<i>2395</i>	<i>1126</i>	<i>1127</i>	<i>1318</i>	<i>310</i>	<i>408</i>	<i>557</i>	<i>877</i>	<i>552</i>	<i>1831</i>	<i>368</i>	<i>1144</i>	<i>565</i>	<i>223</i>	<i>349</i>	<i>23</i>
<b>A24G:</b> The President and his administration?																	
1. Very poor	12.7	13.8	11.1	16.0	4.1	10.8	14.4	13.2	11.4	11.8	16.6	11.4	11.1	15.6	15.1	46.9	
2. Poor	16.5	17.8	15.4	20.6	6.1	10.5	17.5	17.7	18.2	16.7	18.5	16.8	14.0	15.0	22.2	16.4	
3. Fair	28.7	29.9	28.2	28.9	26.4	32.8	28.0	25.9	30.9	30.5	24.6	29.8	30.5	28.5	25.3	15.8	
4. Good	19.9	20.0	20.7	16.8	29.1	19.9	21.3	19.4	19.3	20.9	17.6	19.8	22.9	15.5	19.3	11.5	
5. Very good	6.5	5.5	7.0	3.1	17.4	7.8	3.5	8.7	5.0	6.2	2.6	6.6	7.0	6.3	3.8	9.4	
8. No opinion	15.7	13.0	17.5	14.5	16.9	18.2	15.3	15.0	15.2	14.0	20.0	15.6	14.5	19.1	14.3	-	
<i>Item 8440 Subject H04, K02</i>	<i>N</i>	<i>2393</i>	<i>1127</i>	<i>1125</i>	<i>1319</i>	<i>312</i>	<i>406</i>	<i>557</i>	<i>876</i>	<i>553</i>	<i>1831</i>	<i>369</i>	<i>1145</i>	<i>564</i>	<i>222</i>	<i>348</i>	<i>25</i>
<b>A24H:</b> Congress—that is, the U.S. Senate and House of Representatives?																	
1. Very poor	9.8	11.4	7.9	10.9	5.3	10.9	9.6	9.5	9.8	8.9	13.8	8.8	8.1	10.2	13.1	49.2	
2. Poor	18.9	23.2	15.3	23.3	11.1	15.2	19.3	19.7	19.7	20.0	15.6	19.2	17.6	19.6	21.6	7.8	
3. Fair	29.7	30.7	29.5	28.7	27.4	30.6	31.3	28.9	28.6	30.7	28.3	31.5	29.6	23.4	30.1	24.3	
4. Good	13.2	12.1	14.3	11.3	20.0	11.0	12.0	15.5	12.3	13.7	11.1	13.1	14.8	11.6	11.5	5.1	
5. Very good	2.8	2.5	3.1	1.6	5.6	4.1	1.2	3.5	2.3	2.6	1.6	2.8	3.5	2.3	1.3	3.9	
8. No opinion	25.6	20.2	30.0	24.2	30.5	28.2	26.6	22.7	27.2	24.1	29.6	24.6	26.3	32.9	22.4	9.7	
<i>Item 8450 Subject H04, K02</i>	<i>N</i>	<i>2389</i>	<i>1126</i>	<i>1123</i>	<i>1318</i>	<i>310</i>	<i>406</i>	<i>554</i>	<i>875</i>	<i>555</i>	<i>1829</i>	<i>368</i>	<i>1144</i>	<i>566</i>	<i>222</i>	<i>344</i>	<i>25</i>
<b>A24I:</b> The U.S. Supreme Court?																	
1. Very poor	5.9	7.0	4.4	6.6	5.2	6.0	6.5	5.8	5.5	4.9	10.5	4.5	4.9	6.6	9.9	31.3	
2. Poor	10.1	11.2	9.0	11.1	7.3	10.6	8.4	9.6	12.1	9.8	11.4	10.3	8.4	8.4	14.6	4.9	
3. Fair	29.9	31.9	28.2	29.6	23.6	26.9	34.7	28.6	29.3	30.4	31.2	30.0	28.9	29.8	31.3	26.7	
4. Good	20.5	21.3	20.2	21.0	23.1	17.7	18.4	23.7	19.7	21.7	15.3	23.0	20.8	17.8	14.9	10.8	
5. Very good	4.4	4.6	4.3	3.7	6.2	5.8	3.4	4.9	3.5	4.8	1.9	4.2	4.8	3.8	3.8	13.0	
8. No opinion	29.2	23.9	33.9	28.0	34.7	33.0	28.7	27.4	29.9	28.5	29.8	28.0	32.2	33.7	25.5	13.4	
<i>Item 8460 Subject H04, K02</i>	<i>N</i>	<i>2380</i>	<i>1119</i>	<i>1123</i>	<i>1311</i>	<i>309</i>	<i>405</i>	<i>556</i>	<i>867</i>	<i>553</i>	<i>1822</i>	<i>367</i>	<i>1140</i>	<i>562</i>	<i>221</i>	<i>348</i>	<i>25</i>
<b>A24J:</b> All the courts and the justice system in general?																	
1. Very poor	7.6	9.3	5.0	8.3	4.8	8.3	7.4	6.9	8.3	6.0	12.5	6.4	5.7	8.2	12.6	25.9	
2. Poor	11.2	11.3	11.1	11.7	11.9	10.6	10.4	11.1	12.6	11.5	10.2	9.9	11.7	14.0	13.1	6.6	
3. Fair	32.2	34.3	31.0	31.5	29.8	31.8	33.8	32.8	29.9	33.1	30.4	32.8	32.3	27.1	34.6	23.8	
4. Good	19.4	20.8	18.7	21.2	16.6	16.6	19.9	20.3	19.4	20.5	15.4	21.7	18.3	17.5	15.9	15.4	
5. Very good	3.6	3.7	3.5	2.4	5.3	5.3	2.7	4.2	2.4	3.4	3.8	4.1	3.7	3.3	1.8	-	
8. No opinion	26.1	20.6	30.7	24.9	31.6	27.5	25.8	24.8	27.4	25.5	27.7	25.2	28.4	29.9	22.0	28.4	
<i>Item 8470 Subject H04, K02</i>	<i>N</i>	<i>2391</i>	<i>1127</i>	<i>1124</i>	<i>1318</i>	<i>309</i>	<i>405</i>	<i>557</i>	<i>874</i>	<i>554</i>	<i>1830</i>	<i>369</i>	<i>1142</i>	<i>565</i>	<i>222</i>	<i>348</i>	<i>25</i>
<b>A24K:</b> The police and other law enforcement agencies?																	
1. Very poor	7.8	9.7	5.5	7.2	9.8	7.5	8.9	8.9	5.3	6.4	14.3	4.9	7.5	9.3	14.7	33.1	
2. Poor	11.5	12.6	10.4	9.0	16.6	7.9	10.1	12.8	13.7	11.4	11.9	9.1	12.6	15.9	14.3	6.8	
3. Fair	30.9	31.6	30.8	31.9	28.9	31.2	34.0	29.1	30.5	31.7	27.7	32.2	32.3	26.5	30.2	17.0	
4. Good	25.7	25.9	26.6	29.2	19.2	26.2	24.6	25.1	27.2	27.3	20.3	27.9	26.2	26.9	19.4	19.1	
5. Very good	8.8	9.3	8.5	8.9	7.7	11.5	8.4	7.5	9.2	8.9	9.5	10.1	8.4	6.0	6.7	11.7	
8. No opinion	15.3	11.0	18.2	13.8	17.8	15.6	14.1	16.7	14.1	14.3	16.4	15.8	13.0	15.3	14.8	12.3	
<i>Item 8480 Subject K02</i>	<i>N</i>	<i>2388</i>	<i>1122</i>	<i>1126</i>	<i>1314</i>	<i>309</i>	<i>406</i>	<i>558</i>	<i>870</i>	<i>554</i>	<i>1828</i>	<i>369</i>	<i>1143</i>	<i>565</i>	<i>219</i>	<i>347</i>	<i>25</i>



QUESTIONNAIRE FORM 3 2011	TOTAL	SEX		RACE		REGION				COLLEGE PLANS?		ILLICIT DRUG USE: LIFETIME				
		M	F	White	Black	NE	NC	S	W	Yes	No	None	Mari- juana Only	Few Pills	More Pills	Any Her- oin
<i>N (Weighted No. of Cases):</i>	2472	1152	1144	1339	318	434	569	902	567	1864	372	1165	574	226	358	26
<i>% of Weighted Total:</i>	100.0	46.6	46.3	54.2	12.8	17.5	23.0	36.5	23.0	75.4	15.1	47.1	23.2	9.1	14.5	1.1
<b>A24L: The U.S. military?</b>																
1. Very poor	3.1	4.0	1.7	2.9	2.8	3.7	2.4	2.9	3.6	2.4	5.4	2.3	2.6	3.8	4.7	6.1
2. Poor	4.5	5.3	4.1	3.8	4.6	4.4	5.5	4.0	4.5	4.8	3.6	3.7	5.4	6.7	5.9	-
3. Fair	17.4	18.9	16.1	16.7	18.2	17.1	18.2	17.1	17.3	16.9	18.0	18.3	16.2	14.2	15.3	33.7
4. Good	26.5	25.2	28.4	26.4	24.3	23.1	28.0	25.6	28.9	27.7	22.9	26.9	25.3	30.7	28.1	9.9
5. Very good	33.0	34.3	31.9	36.8	29.8	36.9	31.8	32.7	31.7	33.8	31.9	34.0	34.6	28.4	31.7	39.7
8. No opinion	15.5	12.2	17.7	13.4	20.3	14.8	14.1	17.8	14.0	14.4	18.1	14.9	15.8	16.2	14.3	10.6
<i>Item 8490 Subject K02, L04</i>	<i>N</i> 2387	1123	1124	1315	308	405	556	871	554	1828	369	1142	563	222	346	25
<b>A25: All things considered, do you think the armed services presently have too much or too little influence on the way this country is run?</b>																
1. Far too little	4.0	4.8	2.7	4.0	5.1	4.4	2.9	4.3	4.4	3.4	6.4	4.4	2.2	2.4	5.9	6.5
2. Too little	13.5	13.0	13.2	13.4	11.1	12.8	12.5	14.0	14.0	13.1	15.2	11.8	14.6	14.4	14.5	14.8
3. About right	61.3	60.7	62.3	62.2	61.5	64.4	59.4	63.0	58.2	61.5	63.1	63.9	63.9	59.1	52.1	48.2
4. Too much	17.0	16.5	18.1	16.6	17.5	14.3	21.6	14.3	18.5	17.9	12.4	16.3	14.3	20.1	21.4	25.3
5. Far too much	4.3	5.0	3.7	3.8	4.7	4.2	3.6	4.4	5.0	4.1	2.9	3.6	4.9	4.0	6.0	5.1
<i>Item 8500 Subject K03, L04</i>	<i>N</i> 2355	1114	1106	1301	303	402	553	855	545	1801	364	1124	555	219	346	25
<b>A26: Do you think the U.S. spends too much or too little on the armed services?</b>																
1. Far too little	3.5	4.3	2.2	3.3	4.9	4.1	3.5	3.3	3.6	3.0	6.2	3.1	4.4	2.2	3.0	9.0
2. Too little	12.8	11.2	13.8	14.3	12.6	12.8	12.7	14.6	10.2	12.3	14.4	12.1	11.5	14.4	15.5	6.9
3. About right	41.7	42.0	41.6	42.9	42.3	45.1	40.3	43.1	38.7	41.3	42.8	44.2	39.3	40.1	38.2	60.5
4. Too much	29.1	29.4	29.8	28.2	28.5	24.9	31.5	29.0	30.2	30.4	26.9	29.4	30.3	29.3	28.0	23.6
5. Far too much	12.7	13.1	12.6	11.4	11.7	13.1	11.9	10.1	17.4	13.0	9.7	11.2	14.5	14.0	15.3	-
<i>Item 8510 Subject K03, L04</i>	<i>N</i> 2344	1112	1098	1300	298	401	550	850	543	1796	360	1122	555	214	346	25
<b>A27: Individuals differ in whether or not they disapprove of people doing certain things. Do YOU disapprove of people (who are 18 or older) doing each of the following?</b>																
<b>A27A: Smoking one or more packs of cigarettes per day</b>																
1. Don't disapprove	17.0	21.0	12.7	19.7	12.7	16.7	18.0	17.2	16.2	14.3	26.7	8.6	19.0	18.3	36.1	57.0
2. Disapprove	29.0	28.1	30.1	31.7	25.6	25.2	31.8	28.3	30.3	29.7	28.5	26.2	31.7	35.2	31.6	11.6
3. Strongly disapprove	53.9	50.8	57.2	48.6	61.7	58.1	50.2	54.5	53.6	56.0	44.8	65.2	49.3	46.5	32.3	31.4
<i>Item 8560 Subject A11a</i>	<i>N</i> 2406	1136	1133	1326	314	408	559	881	558	1843	369	1151	570	225	350	25
<b>A27B: Trying marijuana (pot, weed) once or twice</b>																
1. Don't disapprove	48.7	53.0	43.6	51.6	42.9	49.7	50.3	46.1	50.4	46.8	54.1	22.4	70.6	70.5	82.4	72.1
2. Disapprove	23.6	22.8	25.5	21.7	28.8	24.5	23.0	23.1	24.3	24.8	22.2	30.0	21.6	16.6	11.3	20.0
3. Strongly disapprove	27.7	24.1	30.9	26.7	28.3	25.7	26.8	30.8	25.3	28.4	23.7	47.6	7.8	12.9	6.3	7.9
<i>Item 8570 Subject A11a</i>	<i>N</i> 2398	1131	1133	1323	314	404	558	878	557	1840	366	1147	568	225	350	25
<b>A27C: Smoking marijuana occasionally</b>																
1. Don't disapprove	39.1	43.0	34.3	40.3	40.6	39.0	39.9	38.0	39.9	37.4	44.7	14.3	57.4	59.8	72.0	65.7
2. Disapprove	24.1	24.1	24.9	23.7	25.7	25.4	24.3	23.0	24.8	24.5	22.5	26.1	26.3	20.4	17.6	11.9
3. Strongly disapprove	36.8	32.9	40.9	36.0	33.7	35.6	35.8	38.9	35.3	38.0	32.8	59.6	16.2	19.7	10.4	22.4
<i>Item 8580 Subject A11a</i>	<i>N</i> 2396	1131	1131	1322	313	404	558	877	557	1839	366	1146	569	225	349	25
<b>A27D: Smoking marijuana regularly</b>																
1. Don't disapprove	22.5	28.7	15.1	22.9	23.6	21.8	22.4	21.8	24.2	19.3	31.7	7.0	28.1	35.1	51.4	46.7
2. Disapprove	25.3	25.2	25.5	25.1	28.7	24.9	27.4	23.5	26.5	25.7	26.3	18.1	37.6	26.4	27.7	24.2
3. Strongly disapprove	52.1	46.1	59.4	52.0	47.7	53.3	50.2	54.6	49.3	55.0	42.0	74.9	34.3	38.4	20.9	29.1
<i>Item 8590 Subject A11a</i>	<i>N</i> 2391	1131	1130	1322	311	404	558	874	555	1839	366	1145	567	225	350	25
<b>A27E: Trying LSD once or twice</b>																
1. Don't disapprove	13.7	17.5	9.7	15.9	6.8	14.1	15.1	12.2	14.5	12.4	19.4	4.8	12.4	21.9	36.5	54.1
2. Disapprove	20.8	22.0	19.8	21.9	15.3	19.4	19.4	19.6	25.2	20.7	20.3	16.9	23.2	26.5	25.3	8.0
3. Strongly disapprove	65.5	60.5	70.5	62.2	77.9	66.5	65.6	68.1	60.4	66.9	60.3	78.3	64.4	51.6	38.2	38.0
<i>Item 8600 Subject A11a</i>	<i>N</i> 2384	1131	1125	1321	308	400	557	875	551	1833	365	1140	567	224	350	25



# DESCRIPTIVE RESULTS: 2011

147

QUESTIONNAIRE FORM 3 2011	TOTAL	SEX		RACE		REGION				COLLEGE PLANS?		ILLICIT DRUG USE: LIFETIME				
		M	F	White	Black	NE	NC	S	W	Yes	No	None	Marijuana Only	Few Pills	More Pills	Any Heroin
<i>N (Weighted No. of Cases):</i>	2472	1152	1144	1339	318	434	569	902	567	1864	372	1165	574	226	358	26
<i>% of Weighted Total:</i>	100.0	46.6	46.3	54.2	12.8	17.5	23.0	36.5	23.0	75.4	15.1	47.1	23.2	9.1	14.5	1.1
<b>A27F:</b> Taking LSD regularly																
1. Don't disapprove	5.1	7.1	2.6	5.2	4.7	5.1	5.6	5.2	4.4	4.4	8.0	2.5	4.8	7.6	10.9	25.5
2. Disapprove	17.4	18.5	15.8	16.1	18.4	14.2	16.1	17.7	20.6	15.4	21.9	10.3	19.3	20.5	31.3	33.8
3. Strongly disapprove	77.5	74.4	81.5	78.8	76.9	80.7	78.2	77.1	75.0	80.2	70.1	87.2	76.0	71.9	57.9	40.7
<i>Item 8610 Subject A11a</i>	<i>N</i> 2390	1135	1126	1324	309	403	560	882	545	1838	365	1153	572	226	349	25
<b>A27G:</b> Trying heroin once or twice																
1. Don't disapprove	5.7	6.3	4.0	5.4	5.4	4.2	5.5	6.9	4.9	4.9	6.5	3.0	4.7	7.5	8.8	52.1
2. Disapprove	13.0	13.5	12.6	13.0	12.9	12.7	12.0	12.3	15.3	12.3	15.7	11.5	15.1	14.5	13.5	18.5
3. Strongly disapprove	81.3	80.3	83.3	81.6	81.8	83.0	82.4	80.8	79.8	82.8	77.8	85.5	80.2	78.0	77.8	29.4
<i>Item 8620 Subject A11a</i>	<i>N</i> 2400	1137	1133	1328	313	406	563	885	546	1849	365	1157	574	226	352	26
<b>A27H:</b> Taking heroin occasionally																
1. Don't disapprove	3.7	4.6	2.1	3.2	5.7	3.3	3.0	4.5	3.3	2.9	5.7	2.6	3.4	4.2	4.3	30.4
2. Disapprove	10.6	10.8	9.8	10.2	9.9	7.9	9.6	10.7	13.5	9.4	14.1	8.4	10.6	13.2	13.4	28.3
3. Strongly disapprove	85.7	84.7	88.1	86.6	84.4	88.8	87.4	84.8	83.1	87.7	80.2	89.0	86.0	82.6	82.2	41.2
<i>Item 8630 Subject A11a</i>	<i>N</i> 2394	1135	1132	1327	312	406	563	882	544	1845	364	1156	573	226	349	25
<b>A27I:</b> Taking heroin regularly																
1. Don't disapprove	3.3	4.3	1.4	2.7	4.2	3.3	2.2	4.3	2.7	2.5	5.1	2.4	3.4	3.2	3.3	21.5
2. Disapprove	8.4	8.5	8.1	7.2	10.9	6.2	6.4	8.7	11.7	7.3	13.4	7.1	7.5	9.8	12.1	15.3
3. Strongly disapprove	88.3	87.2	90.5	90.1	85.0	90.5	91.3	86.9	85.6	90.2	81.5	90.5	89.2	87.0	84.6	63.2
<i>Item 8640 Subject A11a</i>	<i>N</i> 2387	1132	1124	1321	310	402	562	879	544	1840	360	1154	569	224	350	25
<b>A27J:</b> Taking a sedative/barbiturate (downer) once or twice																
1. Don't disapprove	12.7	14.8	9.8	14.6	8.7	12.9	12.9	11.2	15.0	12.0	15.1	5.7	9.5	15.3	35.9	57.9
2. Disapprove	23.2	24.4	22.6	25.4	13.9	21.1	24.2	21.4	26.5	22.9	26.5	20.2	24.4	31.6	26.3	25.7
3. Strongly disapprove	64.1	60.8	67.6	60.0	77.3	65.9	62.9	67.5	58.5	65.1	58.4	74.1	66.1	53.1	37.8	16.4
<i>Item 8655 Subject A11a</i>	<i>N</i> 2386	1132	1124	1319	311	401	562	882	540	1839	361	1149	571	223	351	26
<b>A27K:</b> Taking sedatives/barbiturates regularly																
1. Don't disapprove	4.9	5.6	3.4	4.7	5.0	5.1	4.8	5.0	4.5	3.9	7.8	2.4	3.8	5.1	11.1	30.4
2. Disapprove	16.8	18.0	14.8	17.2	15.0	14.7	14.6	15.8	22.3	15.0	21.6	12.5	16.1	21.8	29.4	23.3
3. Strongly disapprove	78.3	76.3	81.8	78.1	80.0	80.2	80.6	79.2	73.2	81.0	70.6	85.1	80.2	73.1	59.5	46.3
<i>Item 8665 Subject A11a</i>	<i>N</i> 2378	1128	1121	1317	310	400	558	881	539	1832	360	1147	570	223	347	25
<b>A27L:</b> Trying an amphetamine (upper, speed, Adderall, Ritalin, etc.) once or twice																
1. Don't disapprove	15.9	17.1	13.8	19.5	9.4	15.5	16.7	15.7	15.7	14.5	22.2	5.7	13.8	27.6	41.8	58.7
2. Disapprove	20.9	21.8	20.3	22.4	17.0	18.3	24.7	18.7	22.4	20.5	22.8	18.4	22.0	27.7	25.3	10.8
3. Strongly disapprove	63.2	61.1	65.9	58.1	73.6	66.1	58.6	65.6	62.0	65.0	55.0	75.9	64.2	44.6	32.9	30.5
<i>Item 8670 Subject A11a</i>	<i>N</i> 2385	1134	1124	1322	310	401	559	882	543	1838	363	1150	570	226	351	26
<b>A27M:</b> Taking amphetamines regularly																
1. Don't disapprove	7.1	8.5	5.0	8.0	5.3	6.0	7.4	7.9	6.5	6.0	11.6	3.0	4.6	10.7	19.6	32.9
2. Disapprove	15.8	16.4	15.2	16.9	15.3	15.4	14.9	14.5	19.1	14.1	21.5	12.0	15.0	22.9	24.8	27.6
3. Strongly disapprove	77.0	75.1	79.8	75.1	79.4	78.6	77.6	77.6	74.4	79.9	66.9	85.0	80.4	66.4	55.6	39.5
<i>Item 8680 Subject A11a</i>	<i>N</i> 2386	1133	1125	1321	310	401	558	883	543	1840	362	1150	568	226	351	26
<b>A27N:</b> Trying cocaine once or twice																
1. Don't disapprove	8.9	11.3	5.6	9.6	5.6	9.3	9.3	8.7	8.4	7.5	12.3	3.0	6.4	13.6	24.2	61.9
2. Disapprove	15.8	17.2	14.5	17.1	11.6	14.8	14.5	15.1	18.8	14.5	22.3	12.7	16.3	16.6	25.1	5.0
3. Strongly disapprove	75.4	71.5	79.9	73.3	82.9	76.0	76.2	76.2	72.8	78.0	65.4	84.3	77.3	69.8	50.7	33.1
<i>Item 8690 Subject A11a</i>	<i>N</i> 2392	1134	1130	1325	312	405	559	882	546	1844	364	1152	574	226	351	25
<b>A27O:</b> Taking cocaine regularly																
1. Don't disapprove	4.0	5.5	1.9	3.5	4.1	4.5	3.0	5.0	3.1	3.0	6.9	2.3	3.6	3.7	7.0	37.1
2. Disapprove	10.0	10.7	9.0	9.5	10.4	8.6	8.2	9.4	14.1	8.5	15.2	7.4	8.4	11.2	19.5	7.8
3. Strongly disapprove	85.9	83.8	89.0	87.0	85.5	86.9	88.8	85.6	82.8	88.4	77.9	90.3	88.0	85.1	73.5	55.1
<i>Item 8700 Subject A11a</i>	<i>N</i> 2385	1131	1125	1326	309	405	561	878	541	1837	364	1151	572	225	349	25



QUESTIONNAIRE FORM 3 2011	TOTAL	SEX		RACE		REGION				COLLEGE PLANS?		ILLICIT DRUG USE: LIFETIME				
		M	F	White	Black	NE	NC	S	W	Yes	No	None	Mari- juana Only	Few Pills	More Pills	Any Her- oin
<i>N (Weighted No. of Cases):</i>	2472	1152	1144	1339	318	434	569	902	567	1864	372	1165	574	226	358	26
<i>% of Weighted Total:</i>	100.0	46.6	46.3	54.2	12.8	17.5	23.0	36.5	23.0	75.4	15.1	47.1	23.2	9.1	14.5	1.1
<b>A27P:</b> Trying one or two drinks of an alcoholic beverage (beer, wine, liquor)																
1. Don't disapprove	71.3	70.4	73.1	77.7	59.5	71.7	76.2	69.4	69.0	71.4	74.8	57.4	83.8	85.2	88.8	87.9
2. Disapprove	14.7	14.8	14.8	11.8	17.2	14.2	13.4	14.6	16.6	15.1	11.7	20.8	9.1	9.6	6.8	5.2
3. Strongly disapprove	14.0	14.8	12.2	10.5	23.2	14.2	10.4	16.0	14.4	13.5	13.6	21.8	7.1	5.1	4.5	6.9
<i>Item 8710 Subject A11a</i>	<i>N 2399</i>	<i>1138</i>	<i>1132</i>	<i>1327</i>	<i>313</i>	<i>405</i>	<i>564</i>	<i>883</i>	<i>547</i>	<i>1847</i>	<i>366</i>	<i>1158</i>	<i>574</i>	<i>226</i>	<i>351</i>	<i>25</i>
<b>A27Q:</b> Taking one or two drinks nearly every day																
1. Don't disapprove	27.2	35.0	19.0	31.7	19.0	25.0	29.8	26.5	27.4	24.9	37.7	18.0	30.2	36.9	45.3	61.2
2. Disapprove	37.3	33.9	41.3	37.2	36.7	39.8	39.3	35.3	36.5	38.0	37.0	35.7	42.0	38.4	35.7	25.7
3. Strongly disapprove	35.5	31.1	39.7	31.1	44.3	35.2	30.9	38.2	36.1	37.2	25.3	46.3	27.9	24.8	19.0	13.1
<i>Item 8720 Subject A11a</i>	<i>N 2394</i>	<i>1135</i>	<i>1130</i>	<i>1327</i>	<i>312</i>	<i>405</i>	<i>564</i>	<i>878</i>	<i>547</i>	<i>1846</i>	<i>366</i>	<i>1157</i>	<i>574</i>	<i>226</i>	<i>348</i>	<i>25</i>
<b>A27R:</b> Taking four or five drinks nearly every day																
1. Don't disapprove	9.2	12.9	4.5	10.0	6.7	8.6	10.2	9.3	8.5	7.2	17.5	4.6	9.3	15.4	17.6	28.2
2. Disapprove	23.7	28.1	18.9	25.3	22.2	18.8	27.0	22.9	25.2	21.6	30.3	18.5	26.7	26.2	32.6	42.1
3. Strongly disapprove	67.1	59.0	76.6	64.7	71.1	72.6	62.7	67.8	66.3	71.3	52.2	76.9	64.0	58.4	49.8	29.7
<i>Item 8730 Subject A11a</i>	<i>N 2399</i>	<i>1138</i>	<i>1133</i>	<i>1328</i>	<i>313</i>	<i>405</i>	<i>563</i>	<i>883</i>	<i>548</i>	<i>1848</i>	<i>366</i>	<i>1159</i>	<i>574</i>	<i>226</i>	<i>351</i>	<i>25</i>
<b>A27S:</b> Having five or more drinks once or twice each weekend																
1. Don't disapprove	30.0	34.8	24.7	34.1	18.2	30.3	34.2	29.3	26.8	28.0	40.2	14.6	38.1	42.5	56.0	72.3
2. Disapprove	24.0	22.5	25.5	24.8	24.7	23.4	25.8	22.4	25.1	23.6	24.6	23.4	26.5	27.0	21.0	5.4
3. Strongly disapprove	46.0	42.7	49.8	41.1	57.1	46.3	40.1	48.3	48.1	48.4	35.3	61.9	35.4	30.5	23.0	22.3
<i>Item 8740 Subject A11a</i>	<i>N 2399</i>	<i>1138</i>	<i>1133</i>	<i>1327</i>	<i>312</i>	<i>405</i>	<i>563</i>	<i>882</i>	<i>549</i>	<i>1847</i>	<i>366</i>	<i>1160</i>	<i>573</i>	<i>226</i>	<i>351</i>	<i>25</i>
<b>A28:</b> During the LAST 12 MONTHS, how often have you been around people who were taking each of the following to get high or for "kicks"?																
<b>A28A:</b> Marijuana (pot, weed) or hashish																
1. Not at all	25.4	24.6	26.3	27.3	26.7	21.8	28.1	28.0	21.0	26.0	23.5	44.3	6.3	9.6	5.6	6.3
2. Once or twice	18.3	17.7	19.6	17.8	15.9	17.9	17.3	17.8	20.6	19.5	14.3	22.4	18.2	13.6	10.5	7.7
3. Occasionally	24.0	22.7	25.2	22.2	24.5	25.8	22.7	22.4	26.5	24.0	21.6	18.9	33.1	26.5	23.9	12.6
4. Often	32.3	35.0	29.0	32.7	33.0	34.5	32.0	31.8	31.9	30.5	40.6	14.4	42.4	50.3	60.0	73.4
<i>Item 20590 Subject A02b</i>	<i>N 2391</i>	<i>1134</i>	<i>1130</i>	<i>1324</i>	<i>313</i>	<i>403</i>	<i>563</i>	<i>879</i>	<i>546</i>	<i>1842</i>	<i>366</i>	<i>1155</i>	<i>574</i>	<i>226</i>	<i>351</i>	<i>25</i>
<b>A28B:</b> LSD																
1. Not at all	86.5	84.5	88.8	85.0	95.7	85.9	87.1	88.7	82.7	87.5	82.2	92.9	90.0	82.1	66.4	41.8
2. Once or twice	9.0	10.4	7.1	10.3	3.0	10.1	7.9	8.0	10.8	8.9	9.7	5.2	7.7	14.3	19.5	22.5
3. Occasionally	3.1	3.5	3.1	3.2	0.7	3.1	3.8	1.7	4.6	2.4	5.3	1.5	1.1	2.7	10.6	15.2
4. Often	1.4	1.6	1.0	1.4	0.7	0.9	1.2	1.5	1.9	1.2	2.8	0.4	1.3	0.9	3.5	20.5
<i>Item 20600 Subject A02b</i>	<i>N 2372</i>	<i>1124</i>	<i>1123</i>	<i>1319</i>	<i>310</i>	<i>398</i>	<i>561</i>	<i>872</i>	<i>542</i>	<i>1831</i>	<i>359</i>	<i>1142</i>	<i>570</i>	<i>226</i>	<i>349</i>	<i>26</i>
<b>A28C:</b> Other hallucinogens (mescaline, peyote, "shrooms" or psilocybin, PCP, etc.)																
1. Not at all	76.2	74.7	78.3	73.7	92.0	76.3	75.7	82.3	66.8	77.0	68.6	87.7	79.6	62.6	44.8	39.0
2. Once or twice	15.3	15.4	15.0	16.8	5.0	16.3	16.1	10.5	21.6	15.4	17.3	8.7	14.6	22.7	33.7	17.9
3. Occasionally	6.0	7.5	4.4	7.2	1.5	4.6	6.5	5.1	8.1	5.6	8.7	2.6	3.8	13.7	15.1	11.4
4. Often	2.5	2.5	2.2	2.4	1.4	2.9	1.8	2.1	3.5	2.0	5.4	1.1	2.0	1.0	6.4	31.7
<i>Item 20610 Subject A02b</i>	<i>N 2383</i>	<i>1130</i>	<i>1129</i>	<i>1324</i>	<i>312</i>	<i>400</i>	<i>562</i>	<i>875</i>	<i>546</i>	<i>1838</i>	<i>365</i>	<i>1149</i>	<i>573</i>	<i>226</i>	<i>351</i>	<i>25</i>
<b>A28D:</b> Amphetamines (uppers, speed, Adderall, Ritalin, etc.)																
1. Not at all	72.0	70.6	74.1	66.8	88.3	75.2	67.3	73.0	73.0	73.4	62.7	85.8	77.0	49.2	36.7	33.6
2. Once or twice	12.7	14.2	10.7	14.3	6.3	11.2	13.5	12.4	13.2	12.1	16.6	7.7	11.3	21.5	24.8	11.8
3. Occasionally	9.2	10.0	8.6	11.5	2.4	7.8	11.1	7.8	10.6	9.0	9.9	4.3	7.7	21.9	19.3	12.2
4. Often	6.1	5.3	6.6	7.4	3.1	5.8	8.1	6.7	3.2	5.5	10.9	2.2	4.0	7.4	19.3	42.4
<i>Item 20620 Subject A02b</i>	<i>N 2383</i>	<i>1130</i>	<i>1127</i>	<i>1323</i>	<i>311</i>	<i>399</i>	<i>562</i>	<i>877</i>	<i>545</i>	<i>1838</i>	<i>364</i>	<i>1150</i>	<i>572</i>	<i>226</i>	<i>351</i>	<i>25</i>



## DESCRIPTIVE RESULTS: 2011

149

QUESTIONNAIRE FORM 3 2011	TOTAL	SEX		RACE		REGION				COLLEGE PLANS?		ILLICIT DRUG USE: LIFETIME				
		M	F	White	Black	NE	NC	S	W	Yes	No	None	Mari- juana Only	Few Pills	More Pills	Any Her- oin
<i>N (Weighted No. of Cases):</i>	2472	1152	1144	1339	318	434	569	902	567	1864	372	1165	574	226	358	26
<i>% of Weighted Total:</i>	100.0	46.6	46.3	54.2	12.8	17.5	23.0	36.5	23.0	75.4	15.1	47.1	23.2	9.1	14.5	1.1
<b>A28E: Sedatives/barbiturates (downers)</b>																
1. Not at all	83.8	83.7	84.3	82.0	95.0	83.3	86.3	84.3	80.7	85.1	76.8	91.4	90.9	73.5	57.5	40.9
2. Once or twice	8.7	8.8	8.5	9.9	1.6	9.9	6.7	7.5	11.9	8.6	10.1	5.4	5.8	13.7	20.5	16.4
3. Occasionally	4.4	4.8	4.1	4.4	1.2	3.0	4.5	5.0	4.5	4.2	5.5	1.9	2.4	8.8	12.8	8.0
4. Often	3.1	2.7	3.1	3.7	2.2	3.8	2.5	3.2	2.9	2.1	7.6	1.2	0.8	4.1	9.2	34.7
<i>Item 20635 Subject A02b</i>	<i>N</i> 2373	1121	1125	1317	311	399	559	872	543	1834	358	1147	569	224	349	25
<b>A28F: Tranquilizers (Librium, Valium, Xanax)</b>																
1. Not at all	83.0	82.8	83.6	80.9	93.0	84.2	81.7	82.7	83.9	84.0	77.4	92.3	89.8	69.1	53.1	45.2
2. Once or twice	8.7	8.9	8.1	9.4	2.0	7.1	9.9	8.1	9.5	8.5	9.8	4.6	6.2	14.1	22.7	6.6
3. Occasionally	4.9	5.0	4.9	5.3	2.8	5.5	4.9	5.4	3.9	4.8	5.7	2.1	3.2	10.2	13.4	10.0
4. Often	3.4	3.3	3.4	4.4	2.2	3.2	3.5	3.9	2.7	2.7	7.0	1.0	0.8	6.6	10.8	38.1
<i>Item 20640 Subject A02b</i>	<i>N</i> 2382	1128	1126	1321	312	400	559	877	546	1837	363	1150	571	225	351	25
<b>A28G: Cocaine ("coke")</b>																
1. Not at all	80.7	79.4	82.8	81.1	91.4	78.1	82.4	82.4	78.0	81.7	75.0	88.1	86.8	69.3	59.2	19.1
2. Once or twice	12.6	13.2	11.7	13.7	5.3	15.1	12.5	10.0	15.0	12.4	15.6	8.2	10.2	22.6	23.1	26.3
3. Occasionally	4.4	5.6	3.3	3.3	1.7	4.2	4.0	4.7	4.6	4.0	5.5	2.7	2.1	4.9	12.2	17.3
4. Often	2.3	1.8	2.2	1.9	1.6	2.6	1.1	2.8	2.4	1.9	3.9	0.9	0.8	3.2	5.5	37.2
<i>Item 20650 Subject A02b</i>	<i>N</i> 2385	1129	1128	1324	312	401	562	877	546	1837	365	1150	573	226	352	25
<b>A28H: Heroin</b>																
1. Not at all	93.6	94.0	94.1	93.7	96.8	93.5	94.1	94.1	92.4	94.2	91.6	95.4	96.3	91.1	91.3	36.3
2. Once or twice	4.4	3.8	4.4	4.2	1.9	4.9	3.7	3.9	5.4	4.3	4.4	2.9	3.4	6.5	6.6	25.5
3. Occasionally	0.9	0.9	1.0	0.9	0.6	0.8	1.5	0.7	1.0	0.7	1.5	1.2	0.2	0.5	0.9	7.4
4. Often	1.1	1.3	0.5	1.1	0.8	0.9	0.8	1.3	1.3	0.8	2.5	0.5	0.1	1.9	1.3	30.8
<i>Item 20660 Subject A02b</i>	<i>N</i> 2379	1126	1127	1320	312	401	559	874	545	1833	364	1146	571	226	352	25
<b>A28I: Other narcotics (codeine, Vicodin, OxyContin, Percocet, etc.)</b>																
1. Not at all	72.5	72.2	73.1	68.6	83.9	75.7	70.6	75.6	66.9	73.1	66.9	86.7	76.5	55.4	33.9	29.3
2. Once or twice	13.9	13.2	13.8	15.1	7.9	10.8	15.0	13.7	15.2	14.6	11.9	8.4	15.2	18.9	25.9	16.5
3. Occasionally	8.1	8.7	7.9	10.2	4.7	8.2	8.9	5.6	11.1	8.0	9.1	3.1	4.7	19.1	22.8	14.1
4. Often	5.6	6.0	5.1	6.1	3.6	5.3	5.4	5.0	6.8	4.2	12.1	1.8	3.6	6.6	17.4	40.1
<i>Item 20670 Subject A02b</i>	<i>N</i> 2375	1126	1124	1317	311	400	558	873	543	1831	364	1145	571	223	351	26
<b>A28J: Alcoholic beverages (beer, wine, liquor)</b>																
1. Not at all	15.0	14.7	14.3	13.1	24.5	13.8	12.6	18.6	12.5	14.5	14.8	23.4	6.0	5.5	5.7	-
2. Once or twice	15.4	14.5	16.8	13.6	20.7	14.3	15.8	15.6	15.4	16.6	11.8	21.1	13.2	10.3	5.8	11.0
3. Occasionally	28.9	27.6	31.1	30.1	24.9	28.3	30.0	27.1	31.2	29.4	26.3	29.5	32.6	28.1	23.8	14.9
4. Often	40.7	43.2	37.8	43.2	29.9	43.5	41.6	38.7	40.9	39.5	47.1	26.0	48.3	56.1	64.8	74.1
<i>Item 20680 Subject A02b</i>	<i>N</i> 2382	1130	1128	1321	312	405	561	873	543	1836	366	1151	571	226	351	24
<b>A29: The next questions ask for your opinions on the effects of using certain drugs and other substances. How much do you think people risk harming themselves (physically or in other ways) if they . . .</b>																
<b>A29A: Smoke one or more packs of cigarettes per day</b>																
1. No risk	2.4	2.9	1.4	1.2	6.3	0.7	1.2	4.0	2.2	1.6	4.7	1.7	1.9	2.6	2.5	10.8
2. Slight risk	5.4	5.2	5.2	5.6	7.8	6.4	3.5	6.2	5.2	4.5	9.0	4.9	4.6	5.4	7.4	13.2
3. Moderate risk	18.2	22.1	15.2	19.3	17.6	16.7	20.8	17.3	18.2	17.2	24.0	16.6	17.7	23.2	21.8	27.6
4. Great risk	72.3	67.9	76.8	72.7	66.6	75.4	72.5	70.2	73.3	75.4	60.4	74.3	75.4	68.8	67.5	48.4
5. Can't say, drug unfamiliar	1.7	2.0	1.4	1.2	1.7	0.8	2.0	2.3	1.2	1.3	1.9	2.5	0.5	-	0.9	-
<i>Item 12360 Subject A14a</i>	<i>N</i> 2380	1133	1124	1320	311	406	559	873	542	1839	365	1153	570	225	350	26
<b>A29B: Try marijuana once or twice</b>																
1. No risk	39.8	47.1	32.0	44.1	31.6	41.0	40.7	37.9	41.0	38.6	44.0	18.1	56.6	56.5	70.9	83.8
2. Slight risk	30.4	25.4	35.6	28.1	37.4	32.8	30.2	30.7	28.6	32.5	23.6	34.9	32.1	27.8	16.7	3.7
3. Moderate risk	13.6	12.5	15.6	13.8	10.7	13.1	14.0	14.0	13.1	13.9	13.5	19.7	7.8	10.1	5.8	10.2
4. Great risk	14.0	12.5	15.0	12.2	18.6	12.2	11.9	15.1	15.5	13.5	15.7	23.7	3.2	5.5	5.7	2.4
5. Can't say, drug unfamiliar	2.1	2.6	1.6	1.9	1.7	0.9	3.3	2.2	1.8	1.6	3.3	3.6	0.3	-	0.8	-
<i>Item 12370 Subject A14a</i>	<i>N</i> 2380	1133	1127	1321	312	406	560	871	544	1838	366	1151	570	226	351	26



QUESTIONNAIRE FORM 3 2011	TOTAL	SEX		RACE		REGION				COLLEGE PLANS?		ILLICIT DRUG USE: LIFETIME				
		M	F	White	Black	NE	NC	S	W	Yes	No	None	Mari- juana Only	Few Pills	More Pills	Any Her- oin
<i>N (Weighted No. of Cases):</i>	2472	1152	1144	1339	318	434	569	902	567	1864	372	1165	574	226	358	26
<i>% of Weighted Total:</i>	100.0	46.6	46.3	54.2	12.8	17.5	23.0	36.5	23.0	75.4	15.1	47.1	23.2	9.1	14.5	1.1
<b>A29C:</b> Smoke marijuana occasionally																
1. No risk	23.2	29.2	16.5	25.3	19.2	23.7	21.3	23.7	23.9	21.6	28.8	8.3	30.5	33.5	48.9	58.4
2. Slight risk	25.1	25.9	24.4	25.8	26.4	25.7	27.9	23.0	25.4	25.3	25.0	17.8	37.2	32.0	28.7	7.0
3. Moderate risk	25.7	21.2	31.2	25.8	26.1	25.0	28.4	24.8	25.1	28.5	17.7	32.6	22.9	21.6	10.6	27.2
4. Great risk	23.7	21.1	26.2	21.2	26.1	24.8	19.0	26.3	23.5	23.0	25.4	37.4	9.1	12.9	11.0	7.4
5. Can't say, drug unfamiliar	2.2	2.6	1.7	1.9	2.1	0.9	3.4	2.2	2.1	1.7	3.1	3.8	0.3	-	0.9	-
<i>Item 12380 Subject A14a</i>	<i>N</i> 2377	1132	1125	1317	312	406	559	873	539	1837	362	1152	569	225	349	26
<b>A29D:</b> Smoke marijuana regularly																
1. No risk	11.2	14.2	7.4	10.2	14.1	13.7	9.2	12.0	10.3	9.0	18.0	2.8	13.8	16.5	25.8	46.2
2. Slight risk	18.3	22.3	14.6	21.6	13.9	17.2	21.2	16.4	19.3	18.5	20.5	10.2	24.8	26.2	31.7	11.3
3. Moderate risk	22.9	23.6	22.5	22.8	25.9	22.5	22.0	21.5	26.6	23.8	18.7	19.0	33.3	21.9	21.2	19.9
4. Great risk	45.2	37.5	53.5	43.6	44.0	45.5	44.5	47.8	41.3	46.8	39.5	64.4	27.8	34.4	20.4	18.4
5. Can't say, drug unfamiliar	2.3	2.5	2.1	1.8	2.0	1.0	3.2	2.4	2.5	1.8	3.3	3.7	0.4	1.0	0.8	4.3
<i>Item 12390 Subject A14a</i>	<i>N</i> 2378	1132	1126	1320	312	405	560	870	542	1836	366	1152	570	225	351	26
<b>A29E:</b> Try cocaine in powder form once or twice																
1. No risk	4.6	5.5	2.8	3.4	7.0	3.9	3.2	5.7	4.8	3.0	8.2	1.9	4.6	3.1	9.8	28.6
2. Slight risk	13.4	14.2	12.8	15.4	9.7	14.0	13.7	11.9	14.9	13.6	12.3	10.8	10.7	17.7	22.8	40.2
3. Moderate risk	20.7	22.5	20.2	23.4	13.2	21.3	25.5	17.4	20.7	21.3	21.5	20.6	19.1	23.6	23.9	14.9
4. Great risk	56.2	52.3	59.6	53.2	65.6	56.8	50.5	59.9	55.5	57.0	53.3	60.4	60.1	54.4	40.3	16.3
5. Can't say, drug unfamiliar	5.1	5.5	4.6	4.7	4.5	3.9	7.1	5.1	4.2	5.1	4.8	6.3	5.5	1.2	3.2	-
<i>Item 12501 Subject A14a</i>	<i>N</i> 2379	1133	1126	1319	312	405	559	871	544	1837	366	1153	569	225	351	26
<b>A29F:</b> Take cocaine powder occasionally																
1. No risk	2.4	3.4	1.2	1.2	6.5	1.9	1.8	3.8	1.3	1.4	5.7	1.4	2.2	1.0	3.7	17.2
2. Slight risk	3.5	4.1	2.8	3.9	1.0	3.1	2.9	3.0	5.5	3.1	4.9	1.8	2.5	5.6	7.5	31.4
3. Moderate risk	15.0	16.4	13.9	16.9	12.7	17.1	17.3	12.7	14.8	14.7	14.5	13.8	11.9	18.2	22.9	16.4
4. Great risk	74.0	70.8	77.5	73.5	75.3	73.8	71.4	75.8	74.1	75.9	69.7	76.8	78.3	73.7	62.6	35.0
5. Can't say, drug unfamiliar	5.0	5.3	4.6	4.5	4.5	4.1	6.7	4.8	4.3	4.9	5.2	6.1	5.1	1.4	3.2	-
<i>Item 12502 Subject A14a</i>	<i>N</i> 2379	1132	1126	1322	310	405	559	871	543	1839	365	1152	570	226	351	26
<b>A29G:</b> Take cocaine powder regularly																
1. No risk	2.0	2.5	1.0	0.9	6.5	1.3	1.6	3.2	1.2	1.2	5.0	1.5	2.0	0.7	1.9	5.6
2. Slight risk	1.3	2.1	0.4	1.5	0.5	1.7	0.4	1.6	1.5	1.0	3.3	0.9	0.8	2.0	2.4	10.4
3. Moderate risk	4.0	4.3	3.8	3.1	3.9	3.4	4.8	3.5	4.4	2.9	7.5	3.3	1.6	4.5	8.8	17.0
4. Great risk	87.4	85.6	90.1	89.8	84.6	89.4	86.3	86.7	88.3	89.8	79.0	88.1	90.1	91.7	83.4	59.7
5. Can't say, drug unfamiliar	5.2	5.5	4.7	4.7	4.4	4.1	6.9	5.1	4.6	5.1	5.1	6.2	5.4	1.2	3.6	7.3
<i>Item 12503 Subject A14a</i>	<i>N</i> 2378	1133	1125	1320	310	405	559	871	543	1838	365	1152	570	225	351	26
<b>A29H:</b> Try "crack" cocaine once or twice																
1. No risk	2.7	3.5	1.5	1.6	7.4	1.8	2.0	3.5	2.7	1.7	5.7	1.6	3.3	0.7	3.1	13.4
2. Slight risk	8.5	6.7	10.7	9.0	6.0	8.2	9.7	7.2	9.6	9.0	6.8	9.3	5.9	9.4	9.4	24.2
3. Moderate risk	17.1	19.1	15.8	19.4	11.7	19.4	18.4	14.8	17.7	17.6	14.8	17.7	14.9	22.0	17.3	9.5
4. Great risk	65.8	64.7	66.8	64.8	70.6	66.2	62.5	68.3	64.8	66.2	66.2	65.2	69.1	66.4	64.9	43.1
5. Can't say, drug unfamiliar	5.9	6.0	5.2	5.2	4.3	4.4	7.5	6.1	5.2	5.5	6.5	6.2	6.7	1.5	5.2	9.9
<i>Item 12504 Subject A14a</i>	<i>N</i> 2376	1132	1123	1319	312	406	560	868	542	1835	366	1148	570	226	352	26
<b>A29I:</b> Take "crack" cocaine occasionally																
1. No risk	1.9	2.3	1.0	0.8	6.5	1.4	1.4	3.1	0.8	1.1	4.7	1.4	1.8	0.7	1.5	10.5
2. Slight risk	1.7	2.1	1.0	1.5	0.6	1.5	1.3	1.6	2.3	1.3	2.9	1.6	1.6	0.8	2.9	2.8
3. Moderate risk	11.2	10.6	12.5	12.1	11.2	13.0	13.8	8.3	12.1	11.0	10.8	11.9	9.8	10.7	11.7	25.6
4. Great risk	79.4	79.1	80.2	80.7	77.4	79.2	76.2	81.5	79.6	81.1	75.3	78.9	81.0	86.0	78.6	50.7
5. Can't say, drug unfamiliar	5.8	5.9	5.3	5.0	4.3	4.9	7.4	5.5	5.1	5.4	6.3	6.3	5.8	1.8	5.3	10.5
<i>Item 12505 Subject A14a</i>	<i>N</i> 2375	1130	1125	1318	312	405	559	870	541	1835	365	1150	570	226	350	25
<b>A29J:</b> Take "crack" cocaine regularly																
1. No risk	1.9	2.4	1.0	0.8	6.0	1.4	1.4	3.0	1.0	1.2	4.2	1.3	1.8	0.3	1.7	17.2
2. Slight risk	0.9	1.1	0.5	0.4	1.1	1.4	0.4	0.9	1.1	0.7	1.9	0.9	0.5	0.6	1.6	7.8
3. Moderate risk	2.7	3.4	2.0	2.3	1.4	2.0	3.9	2.3	2.8	1.8	7.3	2.7	1.3	3.1	4.7	2.6
4. Great risk	88.6	87.4	91.0	91.3	87.0	90.4	87.2	88.0	89.8	90.6	81.1	88.7	90.3	93.8	87.5	69.7
5. Can't say, drug unfamiliar	5.8	5.7	5.4	5.2	4.5	4.9	7.2	5.8	5.3	5.7	5.6	6.5	6.1	2.2	4.5	2.6
<i>Item 12506 Subject A14a</i>	<i>N</i> 2378	1131	1126	1321	312	406	559	872	542	1836	365	1152	568	226	352	26



## DESCRIPTIVE RESULTS: 2011

151

QUESTIONNAIRE FORM 3 2011	TOTAL	SEX		RACE		REGION				COLLEGE PLANS?		ILLICIT DRUG USE: LIFETIME					
		M	F	White	Black	NE	NC	S	W	Yes	No	None	Mari- juana Only	Few Pills	More Pills	Any Her- oin	
<i>N (Weighted No. of Cases):</i>	2472	1152	1144	1339	318	434	569	902	567	1864	372	1165	574	226	358	26	
<i>% of Weighted Total:</i>	100.0	46.6	46.3	54.2	12.8	17.5	23.0	36.5	23.0	75.4	15.1	47.1	23.2	9.1	14.5	1.1	
<b>A29K:</b> Try one or two drinks of an alcoholic beverage (beer, wine, liquor)																	
1. No risk	46.8	51.8	42.3	53.2	32.6	49.7	50.5	41.5	49.2	46.6	50.0	34.7	53.6	60.1	65.6	72.5	
2. Slight risk	32.9	28.9	38.0	30.9	36.6	32.3	31.4	33.6	33.6	34.7	27.7	37.2	32.0	32.1	24.4	20.1	
3. Moderate risk	7.5	6.1	8.4	6.6	8.4	6.2	8.0	9.2	5.3	6.9	8.7	10.1	6.8	2.8	2.8	5.0	
4. Great risk	10.8	10.7	9.8	7.8	19.0	11.0	7.5	12.9	11.0	10.2	11.0	15.4	6.2	5.0	5.7	2.4	
5. Can't say, drug unfamiliar	2.0	2.6	1.5	1.5	3.4	0.8	2.6	2.9	1.0	1.6	2.6	2.6	1.5	-	1.4		
<i>Item 12510 Subject A14a</i>	<i>N</i>	<i>2375</i>	<i>1132</i>	<i>1126</i>	<i>1317</i>	<i>312</i>	<i>406</i>	<i>559</i>	<i>866</i>	<i>543</i>	<i>1837</i>	<i>366</i>	<i>1151</i>	<i>567</i>	<i>226</i>	<i>351</i>	<i>26</i>
<b>A29L:</b> Take one or two drinks nearly every day																	
1. No risk	12.6	17.4	7.2	13.9	12.4	11.4	14.0	13.1	11.1	11.1	19.6	8.1	11.2	18.2	23.2	32.3	
2. Slight risk	30.4	32.6	29.0	33.2	25.3	26.0	34.6	27.8	33.7	29.9	33.6	25.2	37.7	35.7	34.2	34.6	
3. Moderate risk	32.5	29.4	36.3	33.8	29.3	37.9	32.2	29.8	33.1	34.3	26.5	33.6	34.7	30.8	28.8	13.6	
4. Great risk	22.5	18.2	26.1	17.6	30.2	24.1	16.6	26.4	21.1	23.0	17.8	30.6	15.0	15.4	12.4	19.5	
5. Can't say, drug unfamiliar	2.0	2.4	1.5	1.5	2.9	0.7	2.6	2.9	1.0	1.7	2.6	2.5	1.4	-	1.4	-	
<i>Item 12520 Subject A14a</i>	<i>N</i>	<i>2372</i>	<i>1131</i>	<i>1121</i>	<i>1315</i>	<i>309</i>	<i>404</i>	<i>556</i>	<i>869</i>	<i>543</i>	<i>1833</i>	<i>366</i>	<i>1147</i>	<i>570</i>	<i>226</i>	<i>351</i>	<i>26</i>
<b>A29M:</b> Take four or five drinks nearly every day																	
1. No risk	4.5	6.1	2.3	4.4	5.6	5.1	3.9	5.1	3.7	3.0	10.8	3.0	2.9	4.6	9.1	13.0	
2. Slight risk	7.4	9.8	4.7	8.3	7.4	4.9	9.6	7.5	7.0	6.4	11.7	4.5	8.7	12.0	11.3	21.3	
3. Moderate risk	24.5	27.8	22.3	26.3	22.2	19.0	31.5	22.4	24.6	23.4	29.8	21.3	28.8	27.8	27.4	21.4	
4. Great risk	61.7	53.9	69.4	59.5	62.2	70.4	52.4	62.3	63.7	65.6	45.5	69.0	58.1	55.5	50.7	44.3	
5. Can't say, drug unfamiliar	2.0	2.4	1.3	1.4	2.6	0.7	2.6	2.8	1.0	1.6	2.2	2.2	1.5	-	1.4	-	
<i>Item 12530 Subject A14a</i>	<i>N</i>	<i>2376</i>	<i>1131</i>	<i>1126</i>	<i>1318</i>	<i>312</i>	<i>405</i>	<i>557</i>	<i>872</i>	<i>542</i>	<i>1835</i>	<i>366</i>	<i>1149</i>	<i>570</i>	<i>226</i>	<i>351</i>	<i>26</i>
<b>A29N:</b> Have five or more drinks once or twice each weekend																	
1. No risk	9.0	11.4	5.7	10.0	7.0	8.7	10.5	9.9	6.2	7.4	15.8	4.5	7.0	13.5	20.0	43.3	
2. Slight risk	14.4	17.1	11.6	16.1	9.8	15.3	14.4	13.5	15.0	14.1	17.2	9.0	19.0	18.7	23.3	9.2	
3. Moderate risk	22.1	23.9	21.5	23.7	18.1	20.4	25.6	19.8	23.5	22.0	22.2	18.3	29.7	27.5	21.5	13.0	
4. Great risk	52.5	45.3	59.5	48.7	62.0	54.7	47.5	53.8	54.0	54.8	42.3	65.7	42.8	40.0	34.0	34.5	
5. Can't say, drug unfamiliar	2.0	2.3	1.6	1.4	3.1	0.9	2.1	3.0	1.1	1.7	2.5	2.5	1.5	0.3	1.2	-	
<i>Item 12540 Subject A14a</i>	<i>N</i>	<i>2370</i>	<i>1129</i>	<i>1125</i>	<i>1317</i>	<i>310</i>	<i>405</i>	<i>558</i>	<i>867</i>	<i>541</i>	<i>1834</i>	<i>365</i>	<i>1148</i>	<i>570</i>	<i>226</i>	<i>350</i>	<i>24</i>
<b>A30:</b> How difficult do you think it would be for you to get each of the following types of drugs, if you wanted some?																	
<b>A30A:</b> Marijuana																	
1. Probably impossible	6.3	5.1	6.8	4.0	8.2	6.8	4.4	7.0	6.5	6.3	5.6	11.1	0.7	2.0	1.2	-	
2. Very difficult	3.6	3.5	3.9	3.7	4.4	3.0	3.9	4.3	2.8	3.3	5.8	6.1	1.1	1.8	0.6	-	
3. Fairly difficult	6.3	5.6	7.3	7.0	5.3	5.3	9.2	5.3	5.8	6.4	6.2	10.4	3.5	2.6	0.9	-	
4. Fairly easy	25.6	26.7	25.5	26.3	19.9	26.9	24.7	26.9	23.5	28.0	17.8	31.4	21.8	24.2	16.4	6.6	
5. Very easy	58.1	59.1	56.5	59.0	62.2	58.0	57.8	56.4	61.4	56.1	64.6	41.0	72.9	69.3	81.0	93.4	
<i>Item 6750 Subject A03a</i>	<i>N</i>	<i>2362</i>	<i>1122</i>	<i>1121</i>	<i>1313</i>	<i>309</i>	<i>403</i>	<i>555</i>	<i>862</i>	<i>542</i>	<i>1830</i>	<i>358</i>	<i>1140</i>	<i>569</i>	<i>223</i>	<i>351</i>	<i>26</i>
<b>A30B:</b> "Crack" cocaine																	
1. Probably impossible	21.1	19.8	22.0	16.8	36.5	18.2	21.1	25.1	17.1	20.4	22.8	24.7	20.1	15.0	13.9	6.5	
2. Very difficult	23.2	24.9	22.1	27.2	17.3	26.0	24.0	21.5	23.1	24.4	19.5	22.2	26.2	25.0	22.4	-	
3. Fairly difficult	28.5	28.8	29.2	33.2	18.1	29.5	30.4	25.7	30.2	29.2	28.1	27.1	28.7	31.3	32.4	30.2	
4. Fairly easy	17.2	16.1	18.2	15.7	11.6	15.8	17.6	16.7	18.9	17.5	14.0	18.2	14.4	17.9	18.8	23.4	
5. Very easy	9.9	10.4	8.5	7.2	16.5	10.5	6.9	11.0	10.7	8.6	15.6	7.8	10.6	10.8	12.4	39.9	
<i>Item 6811 Subject A03a</i>	<i>N</i>	<i>2344</i>	<i>1112</i>	<i>1118</i>	<i>1303</i>	<i>309</i>	<i>399</i>	<i>554</i>	<i>853</i>	<i>538</i>	<i>1820</i>	<i>358</i>	<i>1131</i>	<i>564</i>	<i>222</i>	<i>351</i>	<i>26</i>
<b>A30C:</b> Cocaine powder																	
1. Probably impossible	22.1	20.4	23.4	17.0	39.1	20.4	20.7	26.8	17.3	21.3	22.6	27.4	22.4	13.8	9.6	-	
2. Very difficult	22.9	23.9	22.4	27.0	15.6	25.4	24.5	20.8	22.6	23.9	19.9	23.7	26.6	20.4	18.2	5.0	
3. Fairly difficult	26.2	25.9	27.1	29.7	21.1	26.8	28.7	21.9	29.9	27.2	24.1	25.1	26.4	30.9	27.7	17.6	
4. Fairly easy	18.1	18.1	18.3	18.5	10.0	15.5	18.4	18.2	19.6	18.6	16.8	16.9	15.0	22.9	25.3	29.5	
5. Very easy	10.7	11.7	8.8	7.7	14.2	11.9	7.6	12.3	10.5	9.0	16.6	7.0	9.6	12.0	19.2	47.8	
<i>Item 6812 Subject A03a</i>	<i>N</i>	<i>2344</i>	<i>1112</i>	<i>1118</i>	<i>1304</i>	<i>309</i>	<i>399</i>	<i>554</i>	<i>853</i>	<i>537</i>	<i>1822</i>	<i>356</i>	<i>1130</i>	<i>563</i>	<i>223</i>	<i>351</i>	<i>26</i>
The next questions are about feeling unsafe—that is, feeling that someone might try to harm or injure you.																	



QUESTIONNAIRE FORM 3 2011	TOTAL	SEX		RACE		REGION				COLLEGE PLANS?		ILLCIT DRUG USE: LIFETIME					
		M	F	White	Black	NE	NC	S	W	Yes	No	None	Mari- juana Only	Few Pills	More Pills	Any Her- oin	
<i>N (Weighted No. of Cases):</i>	2472	1152	1144	1339	318	434	569	902	567	1864	372	1165	574	226	358	26	
<i>% of Weighted Total:</i>	100.0	46.6	46.3	54.2	12.8	17.5	23.0	36.5	23.0	75.4	15.1	47.1	23.2	9.1	14.5	1.1	
<b>D01:</b> How often do you feel unsafe when you are at school?																	
1. Never	61.9	65.7	58.9	63.6	61.0	68.3	61.5	59.0	62.5	62.4	57.6	60.6	66.4	60.3	61.1	46.1	
2. Rarely	27.8	24.8	30.8	27.8	26.3	22.8	29.9	27.8	29.2	28.5	26.6	28.8	25.7	28.8	26.9	33.9	
3. Some days	6.4	5.7	6.8	5.4	6.6	5.6	5.9	7.3	6.0	6.0	8.5	7.2	4.8	7.2	6.7	-	
4. Most days	1.7	1.1	2.1	1.2	2.4	1.8	1.3	2.2	1.2	1.3	3.4	1.9	1.0	0.4	2.1	8.5	
5. Every day	2.2	2.7	1.4	2.0	3.6	1.6	1.5	3.7	1.1	1.8	3.9	1.5	2.1	3.3	3.3	11.5	
<i>Item 25770 Subject B07</i>	<i>N</i>	<i>2258</i>	<i>1076</i>	<i>1100</i>	<i>1299</i>	<i>280</i>	<i>356</i>	<i>551</i>	<i>812</i>	<i>539</i>	<i>1830</i>	<i>367</i>	<i>1103</i>	<i>532</i>	<i>216</i>	<i>340</i>	<i>22</i>
<b>D02:</b> How often do you feel unsafe going to or from school?																	
1. Never	65.6	70.3	61.2	70.6	54.9	74.1	67.8	61.4	64.1	65.8	63.4	64.8	66.2	63.8	69.1	46.3	
2. Rarely	24.5	21.1	28.1	22.1	33.0	18.4	24.2	27.3	24.6	25.0	23.1	25.6	26.1	23.8	20.0	24.3	
3. Some days	6.4	5.6	7.6	4.5	5.8	4.8	5.8	6.2	8.5	6.2	7.9	6.3	5.2	8.5	6.8	13.8	
4. Most days	1.9	1.3	2.1	1.6	3.0	1.3	1.0	2.7	1.8	1.8	2.4	2.0	1.6	2.5	1.2	7.2	
5. Every day	1.6	1.7	1.0	1.1	3.3	1.4	1.2	2.4	1.0	1.2	3.2	1.2	0.8	1.4	3.0	8.4	
<i>Item 25780 Subject B07</i>	<i>N</i>	<i>2252</i>	<i>1071</i>	<i>1099</i>	<i>1299</i>	<i>280</i>	<i>351</i>	<i>551</i>	<i>812</i>	<i>538</i>	<i>1824</i>	<i>366</i>	<i>1098</i>	<i>531</i>	<i>216</i>	<i>340</i>	<i>22</i>
<b>D03:</b> During the LAST FOUR WEEKS, how many days did you not go to school because you felt you would be unsafe at school or on your way to or from school?																	
1. 0 days	97.4	97.2	98.0	98.4	94.4	98.3	97.9	96.3	98.1	97.6	96.4	98.5	97.9	95.2	97.0	82.0	
2. 1 day	1.0	1.0	1.0	0.7	1.5	0.3	1.4	0.9	1.2	1.0	1.2	0.7	0.8	1.8	1.3	-	
3. 2 or 3 days	0.7	0.8	0.6	0.6	2.0	0.8	0.5	1.2	0.3	0.7	1.3	0.2	0.9	1.8	1.2	4.1	
4. 4 or more days	0.8	1.0	0.5	0.2	2.2	0.6	0.2	1.6	0.3	0.7	1.0	0.6	0.4	1.1	0.5	13.9	
<i>Item 25790 Subject B07</i>	<i>N</i>	<i>2251</i>	<i>1071</i>	<i>1099</i>	<i>1299</i>	<i>278</i>	<i>355</i>	<i>551</i>	<i>808</i>	<i>538</i>	<i>1826</i>	<i>364</i>	<i>1099</i>	<i>530</i>	<i>216</i>	<i>340</i>	<i>22</i>
Lately there has been some attention paid to certain drugs.																	
<b>D04:</b> During the LAST 12 MONTHS, on how many occasions (if any) have you . . .																	
<b>D04A:</b> . . . taken "andro" (androstenedione, nonprescription steroid)																	
1. 0 occasions	99.5	99.3	99.8	99.6	99.1	99.5	99.5	99.4	99.7	99.4	99.8	99.9	99.5	100.0	99.6	83.5	
2. 1-2	0.1	0.3	-	0.2	0.2	-	0.4	0.1	-	0.2	-	*	0.4	-	0.2	-	
3. 3-5	0.1	-	0.1	-	-	-	-	0.1	-	0.1	-	-	-	-	-	4.7	
4. 6-9	*	0.1	-	0.1	-	0.3	-	-	-	*	-	-	-	-	-	3.8	
5. 10-19	-	-	-	-	-	-	-	-	-	-	-	-	-	-	-	-	
6. 20-39	*	0.1	-	-	-	-	-	-	0.1	*	-	-	0.1	-	-	-	
7. 40 or more	0.2	0.2	0.1	0.1	0.7	0.3	0.1	0.4	0.1	0.2	0.2	0.1	-	-	0.2	8.0	
<i>Item 31160 Subject A01b</i>	<i>N</i>	<i>2241</i>	<i>1066</i>	<i>1093</i>	<i>1293</i>	<i>276</i>	<i>352</i>	<i>548</i>	<i>805</i>	<i>536</i>	<i>1816</i>	<i>364</i>	<i>1094</i>	<i>526</i>	<i>215</i>	<i>339</i>	<i>24</i>
<b>D04B:</b> . . . taken creatine (amino acid used to build muscles)																	
1. 0 occasions	91.7	84.3	98.8	90.7	94.6	93.1	90.4	91.3	92.6	91.9	90.6	95.1	89.2	90.8	87.3	63.0	
2. 1-2	2.1	3.6	0.8	2.0	1.0	0.8	2.5	2.1	2.5	2.1	1.6	0.8	3.5	0.3	4.0	20.5	
3. 3-5	1.3	2.6	0.1	1.4	1.2	1.2	1.4	1.5	1.0	1.2	1.6	0.9	2.4	2.0	0.6	-	
4. 6-9	1.0	1.5	0.2	1.5	0.2	0.9	1.1	1.3	0.4	0.8	1.1	0.4	0.5	3.6	1.6	4.6	
5. 10-19	1.0	1.9	-	1.0	0.4	1.2	1.3	0.8	0.8	0.9	1.8	0.7	1.1	0.3	1.4	-	
6. 20-39	1.1	2.2	-	1.4	0.5	1.6	0.7	1.3	0.9	1.1	1.3	1.1	1.0	0.8	0.9	9.0	
7. 40 or more	1.9	3.8	0.1	1.9	2.2	1.3	2.6	1.7	1.8	1.9	2.0	1.0	2.2	2.1	4.2	2.8	
<i>Item 31170 Subject A01b</i>	<i>N</i>	<i>2238</i>	<i>1063</i>	<i>1092</i>	<i>277</i>	<i>349</i>	<i>548</i>	<i>805</i>	<i>536</i>	<i>1813</i>	<i>362</i>	<i>1095</i>	<i>523</i>	<i>215</i>	<i>340</i>	<i>24</i>	
<b>D04C:</b> . . . taken Ritalin (without a doctor's orders)																	
1. 0 occasions	98.1	98.5	97.8	98.2	98.2	98.4	97.9	98.0	98.2	98.3	96.8	100.0	100.0	98.5	90.9	67.5	
2. 1-2	0.9	0.7	1.1	1.2	0.2	0.6	0.9	1.0	1.1	0.8	1.7	-	-	1.1	5.2	5.3	
3. 3-5	0.5	0.2	0.6	0.2	0.4	0.2	1.1	0.4	-	0.5	0.5	-	-	-	3.0	-	
4. 6-9	0.1	0.1	0.2	0.2	-	0.3	0.2	-	0.2	0.2	-	-	-	-	0.3	10.2	
5. 10-19	0.2	0.2	0.1	0.1	0.5	-	-	0.3	0.3	0.1	0.3	-	-	-	-	17.0	
6. 20-39	0.2	0.2	-	0.1	0.4	0.3	-	0.2	0.1	0.2	0.2	-	-	-	0.7	-	
7. 40 or more	0.1	-	0.2	-	0.3	0.3	-	-	0.1	-	0.5	-	-	0.4	-	-	
<i>Item 31180 Subject A01b</i>	<i>N</i>	<i>2238</i>	<i>1062</i>	<i>1093</i>	<i>277</i>	<i>352</i>	<i>549</i>	<i>803</i>	<i>535</i>	<i>1812</i>	<i>363</i>	<i>1095</i>	<i>526</i>	<i>214</i>	<i>340</i>	<i>22</i>	



## DESCRIPTIVE RESULTS: 2011

153

QUESTIONNAIRE FORM 3 2011	TOTAL	SEX		RACE		REGION				COLLEGE PLANS?		ILLICIT DRUG USE: LIFETIME				
		M	F	White	Black	NE	NC	S	W	Yes	No	None	Mari- juana Only	Few Pills	More Pills	Any Her- oin
<i>N (Weighted No. of Cases):</i>	2472	1152	1144	1339	318	434	569	902	567	1864	372	1165	574	226	358	26
<i>% of Weighted Total:</i>	100.0	46.6	46.3	54.2	12.8	17.5	23.0	36.5	23.0	75.4	15.1	47.1	23.2	9.1	14.5	1.1
<b>D04D:</b> . . . taken Adderall (without a doctor's orders)																
1. 0 occasions	94.4	94.2	94.8	93.1	98.4	94.5	94.3	94.3	94.5	94.6	93.3	100.0	100.0	90.3	72.7	55.5
2. 1-2	3.0	2.6	3.4	3.7	-	2.4	3.0	3.3	2.9	2.8	4.1	-	-	8.2	13.1	19.5
3. 3-5	0.9	1.1	0.7	1.2	0.2	0.7	0.7	0.9	1.3	1.1	0.3	-	-	0.6	5.3	4.9
4. 6-9	1.0	1.4	0.4	1.2	0.7	0.7	0.7	1.1	1.2	1.0	1.0	-	-	0.5	4.6	16.0
5. 10-19	0.3	0.3	0.3	0.4	0.3	0.9	0.7	-	-	0.2	0.4	-	-	-	2.1	-
6. 20-39	0.2	0.2	0.1	0.2	-	0.5	0.2	0.2	-	0.2	0.2	-	-	-	1.2	4.2
7. 40 or more	0.2	0.2	0.2	0.2	0.3	0.3	0.4	0.1	0.1	0.1	0.7	-	-	0.4	0.9	-
<i>Item 32450 Subject A01b</i>	<i>N</i> 2231	1060	1090	1289	275	350	548	799	534	1810	361	1091	523	215	338	22
<b>D04E:</b> . . . taken a nonprescription cough or cold medicine (robos, DXM, etc.) to get high																
1. 0 occasions	94.4	94.8	94.8	94.5	94.0	94.3	93.5	94.6	95.2	94.9	92.6	97.3	95.9	93.8	84.8	68.7
2. 1-2	2.9	2.7	2.5	3.1	2.4	2.8	3.1	3.4	1.9	2.7	3.3	1.4	2.2	2.4	8.3	13.0
3. 3-5	1.4	1.1	1.6	1.4	0.7	1.7	1.9	0.7	1.8	1.3	2.0	0.5	0.7	2.3	3.8	18.4
4. 6-9	0.7	0.8	0.5	0.6	0.7	0.6	1.2	0.5	0.5	0.5	1.0	0.6	0.5	0.6	1.4	-
5. 10-19	0.3	0.2	0.2	0.2	0.8	0.2	-	0.4	0.3	0.3	-	0.1	0.6	-	0.6	-
6. 20-39	0.1	0.1	0.1	-	0.3	0.2	-	0.1	-	0.1	-	0.1	0.1	-	-	-
7. 40 or more	0.3	0.3	0.3	0.1	1.1	0.3	0.3	0.2	0.3	0.1	1.0	-	-	0.8	1.0	-
<i>Item 31670 Subject A01b</i>	<i>N</i> 2237	1061	1093	1292	277	351	548	802	536	1813	362	1094	525	215	339	22
<b>D04F:</b> . . . taken OxyContin (without a doctor's orders)																
1. 0 occasions	96.0	95.3	97.0	95.4	97.2	97.6	96.3	96.0	94.5	97.0	90.5	100.0	100.0	96.0	79.6	50.0
2. 1-2	1.8	1.7	1.7	2.0	0.6	0.7	1.6	1.3	3.4	1.1	5.4	-	-	3.1	8.7	12.6
3. 3-5	1.0	1.1	0.6	1.0	0.7	0.3	1.2	1.4	0.6	1.1	0.9	-	-	0.9	5.7	5.9
4. 6-9	0.5	0.6	0.2	0.6	0.5	0.5	0.6	0.3	0.5	0.3	1.3	-	-	-	2.0	16.4
5. 10-19	0.5	0.8	0.3	0.6	0.3	-	0.3	0.5	1.0	0.4	0.9	-	-	-	2.3	15.0
6. 20-39	0.2	0.3	0.1	0.3	0.4	0.4	-	0.4	-	0.1	0.8	-	-	-	1.3	-
7. 40 or more	0.1	0.1	0.1	0.1	0.3	0.5	0.1	-	-	0.1	0.3	-	-	-	0.4	-
<i>Item 31310 Subject A01b</i>	<i>N</i> 2234	1059	1092	1290	276	350	548	801	535	1812	360	1093	525	215	339	21
<b>D04G:</b> . . . taken Vicodin (without a doctor's orders)																
1. 0 occasions	93.6	93.0	94.5	92.3	95.9	95.1	92.1	95.1	91.8	94.4	88.9	100.0	100.0	91.3	66.7	53.5
2. 1-2	3.1	2.8	3.2	3.5	1.3	1.3	3.8	2.4	4.5	2.9	4.2	-	-	7.8	14.4	8.1
3. 3-5	1.7	2.2	1.2	2.4	0.7	2.9	2.1	1.0	1.4	1.5	2.3	-	-	0.8	9.5	15.2
4. 6-9	0.7	0.8	0.5	0.7	0.4	0.3	1.1	0.4	0.9	0.6	1.4	-	-	-	3.8	11.3
5. 10-19	0.6	0.8	0.3	0.7	1.0	-	0.2	0.8	1.3	0.4	2.1	-	-	-	3.4	11.8
6. 20-39	0.1	-	0.1	0.1	-	-	0.3	-	-	-	0.5	-	-	-	0.5	-
7. 40 or more	0.3	0.3	0.2	0.3	0.7	0.5	0.4	0.3	-	0.2	0.6	-	-	-	1.6	-
<i>Item 31320 Subject A01b</i>	<i>N</i> 2231	1061	1088	1288	277	347	549	799	536	1807	362	1089	525	215	338	22
<b>D04H:</b> . . . smoked tobacco using a hookah (water pipe)																
1. 0 occasions	81.5	80.0	83.3	77.8	94.4	84.9	78.7	85.5	76.1	81.4	80.2	95.7	75.2	70.1	53.7	46.8
2. 1-2	8.2	8.6	7.6	10.5	1.9	8.1	10.0	6.9	8.3	8.8	6.1	2.6	12.8	12.5	15.8	22.5
3. 3-5	4.4	4.2	4.5	4.7	1.9	4.2	4.6	3.7	5.3	4.5	4.2	1.1	5.9	6.7	10.9	6.8
4. 6-9	1.4	1.5	1.5	1.4	-	0.3	1.8	0.9	2.6	1.3	2.1	0.1	1.4	2.0	5.0	4.2
5. 10-19	2.1	3.0	1.3	2.9	0.4	0.8	2.4	1.6	3.5	1.9	3.1	-	2.8	3.9	6.8	7.9
6. 20-39	0.8	0.9	0.7	1.1	0.3	0.3	0.7	0.8	1.2	0.8	0.7	0.1	1.2	2.1	1.5	-
7. 40 or more	1.7	1.9	1.2	1.6	1.1	1.5	1.9	0.7	3.0	1.3	3.6	0.3	0.6	2.7	6.2	11.8
<i>Item 32660 Subject A01b</i>	<i>N</i> 2230	1059	1089	1286	277	346	547	801	535	1806	362	1089	525	215	336	22
<b>D04I:</b> . . . smoked small cigars																
1. 0 occasions	80.5	73.3	87.7	75.4	94.2	78.5	76.3	85.8	78.2	82.2	72.3	94.0	74.9	68.6	55.1	37.5
2. 1-2	8.1	9.7	6.5	9.8	2.1	10.7	7.8	6.4	9.2	7.4	10.7	3.4	11.0	12.6	15.9	21.5
3. 3-5	4.4	6.4	2.2	5.8	0.7	3.2	8.1	2.9	3.6	4.2	5.3	1.8	5.5	7.7	8.1	7.6
4. 6-9	2.1	3.1	1.0	2.7	0.9	2.2	2.2	1.1	3.2	1.9	3.1	0.3	3.7	2.9	4.8	4.1
5. 10-19	2.1	2.6	1.6	2.7	0.7	2.3	2.2	1.4	2.8	1.7	4.0	0.3	2.6	3.3	5.5	17.5
6. 20-39	1.1	2.0	0.2	1.5	-	1.0	0.7	1.1	1.5	1.0	1.6	-	1.3	2.5	3.7	-
7. 40 or more	1.8	2.9	0.8	2.2	1.5	2.1	2.7	1.2	1.4	1.5	3.0	0.2	0.9	2.4	6.9	11.8
<i>Item 32670 Subject A01b</i>	<i>N</i> 2227	1057	1090	1284	277	346	547	801	533	1807	359	1089	525	215	335	22



QUESTIONNAIRE FORM 3 2011	TOTAL	SEX		RACE		REGION				COLLEGE PLANS?		ILLICIT DRUG USE: LIFETIME				
		M	F	White	Black	NE	NC	S	W	Yes	No	None	Mari- juana Only	Few Pills	More Pills	Any Her- oin
<i>N (Weighted No. of Cases):</i>	2472	1152	1144	1339	318	434	569	902	567	1864	372	1165	574	226	358	26
<i>% of Weighted Total:</i>	100.0	46.6	46.3	54.2	12.8	17.5	23.0	36.5	23.0	75.4	15.1	47.1	23.2	9.1	14.5	1.1
<b>D04J:</b> . . . taken "synthetic marijuana" ("K2," "Spice") to get high																
1. 0 occasions	88.0	85.3	91.1	87.1	92.1	87.9	84.8	88.5	90.5	89.8	78.2	99.7	84.5	80.6	62.5	46.8
2. 1-2	5.9	7.3	4.3	6.9	3.1	6.8	7.8	5.5	4.1	5.8	7.1	0.3	10.4	11.3	13.2	14.6
3. 3-5	2.6	2.9	2.1	2.6	1.8	1.9	2.0	3.2	2.9	2.2	4.3	-	2.7	3.1	10.2	13.1
4. 6-9	1.3	1.8	0.9	1.2	-	1.1	2.0	1.4	0.6	0.6	4.5	-	0.9	1.5	6.0	4.2
5. 10-19	1.0	1.2	0.7	1.1	1.4	0.9	1.4	0.5	1.2	0.7	2.5	-	0.5	2.2	3.5	9.5
6. 20-39	0.7	1.0	0.3	0.6	0.3	0.9	1.3	0.5	0.1	0.4	2.1	-	0.5	0.3	3.4	-
7. 40 or more	0.6	0.5	0.6	0.4	1.4	0.5	0.7	0.4	0.7	0.4	1.4	-	0.5	0.9	1.3	11.8
<i>Item 32700 Subject A01b</i>	<i>N</i> 2224	1057	1087	1285	275	346	546	798	533	1804	358	1088	523	214	337	22
<b>D05:</b> At any time during the LAST 12 MONTHS, have you felt in your own mind that you should REDUCE or STOP your use of . . .																
<b>D05A:</b> Alcohol?																
1. Yes	18.5	17.6	19.7	16.6	19.4	17.5	19.5	18.1	18.8	17.8	23.6	9.7	27.5	22.0	27.6	24.4
2. No	45.4	45.3	45.0	48.8	38.8	49.0	47.3	42.0	45.9	44.2	51.6	30.1	55.8	61.0	64.2	67.2
8. Haven't used in last 12 months	36.1	37.1	35.4	34.7	41.8	33.4	33.2	40.0	35.2	38.0	24.8	60.2	16.7	17.0	8.2	8.4
<i>Item 8910 Subject A01i</i>	<i>N</i> 1906	917	921	1175	199	291	477	667	471	1547	291	903	449	193	312	19
<b>D05B:</b> Cigarettes?																
1. Yes	15.9	17.5	13.6	18.0	7.1	16.8	17.9	16.0	13.3	14.0	26.8	3.6	20.6	26.0	39.7	54.5
2. No	15.6	15.7	14.8	14.9	17.4	16.6	15.6	14.8	16.0	14.1	23.2	11.1	15.6	17.7	25.0	28.1
8. Haven't used in last 12 months	68.5	66.8	71.6	67.2	75.5	66.5	66.5	69.3	70.7	71.9	50.1	85.3	63.8	56.3	35.3	17.4
<i>Item 8920 Subject A01i</i>	<i>N</i> 2199	1051	1065	1289	268	338	543	791	527	1763	355	1070	510	212	342	22
<b>D05C:</b> Marijuana?																
1. Yes	14.6	16.2	12.6	12.7	20.9	14.5	13.1	16.0	14.1	13.8	18.8	-	32.0	20.4	30.6	27.1
2. No	23.4	24.0	22.8	25.6	18.9	28.3	22.8	20.6	25.0	22.5	28.6	-	44.1	42.2	51.2	64.4
8. Haven't used in last 12 months	62.0	59.7	64.6	61.7	60.2	57.2	64.1	63.4	60.9	63.7	52.6	100.0	23.9	37.4	18.2	8.4
<i>Item 8930 Subject A01i</i>	<i>N</i> 1968	934	970	1191	218	306	494	690	478	1589	305	962	452	196	308	19
<b>D05D:</b> Hallucinogens (LSD, etc.)?																
1. Yes	0.8	0.9	0.6	1.1	-	0.5	0.8	0.8	0.7	0.7	1.2	-	-	0.8	4.6	3.0
2. No	3.6	5.0	2.1	4.9	1.3	4.5	2.3	3.0	5.3	3.0	6.8	-	-	4.9	18.3	49.1
8. Haven't used in last 12 months	95.6	94.1	97.2	94.1	98.7	95.0	96.9	96.2	94.0	96.3	92.0	100.0	100.0	94.3	77.1	47.9
<i>Item 8940 Subject A01i</i>	<i>N</i> 1943	921	950	1171	222	297	488	696	461	1570	302	967	472	181	277	16
<b>D05E:</b> Amphetamines (uppers)?																
1. Yes	1.1	1.3	1.0	1.4	0.5	1.0	1.3	1.3	0.8	0.6	3.8	-	-	0.4	8.3	7.6
2. No	3.7	3.4	3.7	4.5	1.1	3.2	3.9	3.7	3.8	3.6	3.6	-	-	4.0	23.1	50.1
8. Haven't used in last 12 months	95.2	95.2	95.4	94.1	98.4	95.7	94.8	95.0	95.5	95.8	92.6	100.0	100.0	95.6	68.6	42.3
<i>Item 8950 Subject A01i</i>	<i>N</i> 1882	892	923	1128	218	294	483	659	447	1523	289	968	472	168	232	15
<b>D05F:</b> Tranquilizers?																
1. Yes	1.1	1.3	0.9	1.2	0.5	1.4	1.6	1.0	0.4	0.9	1.6	-	-	0.4	7.4	2.9
2. No	2.3	2.2	1.9	3.2	0.4	1.5	2.4	2.3	2.6	2.0	2.8	-	-	2.5	12.7	29.5
8. Haven't used in last 12 months	96.7	96.4	97.2	95.6	99.1	97.1	95.9	96.8	97.1	97.1	95.6	100.0	100.0	97.0	79.9	67.6
<i>Item 9005 Subject A01i</i>	<i>N</i> 1930	922	940	1172	219	296	489	679	465	1564	294	968	474	183	260	16
<b>D05G:</b> Sedatives/barbiturates (downers)?																
1. Yes	1.4	1.2	1.5	1.5	0.7	0.6	1.8	1.2	1.7	1.1	2.7	-	-	1.6	7.9	5.9
2. No	5.4	5.2	5.1	5.5	5.8	4.8	3.6	6.5	6.1	4.9	7.7	-	-	9.2	23.7	40.9
8. Haven't used in last 12 months	93.2	93.6	93.3	93.0	93.4	94.6	94.6	92.4	92.1	94.0	89.7	100.0	100.0	89.2	68.3	53.2
<i>Item 8975 Subject A01i</i>	<i>N</i> 2154	1030	1043	1265	266	334	529	773	518	1737	341	1063	510	207	312	20
<b>D05H:</b> Cocaine?																
1. Yes	1.7	2.7	0.9	1.6	1.1	0.5	2.9	1.9	1.0	1.3	3.8	-	-	1.0	9.6	22.0
2. No	1.4	1.2	1.2	1.4	-	1.9	0.6	1.2	2.1	1.0	2.8	-	-	-	6.5	36.2
8. Haven't used in last 12 months	96.9	96.2	97.8	97.0	98.9	97.5	96.6	96.9	96.9	97.7	93.4	100.0	100.0	99.0	83.9	41.8
<i>Item 8980 Subject A01i</i>	<i>N</i> 1965	942	953	1184	222	300	500	697	468	1593	301	963	471	193	291	18



# DESCRIPTIVE RESULTS: 2011

155

QUESTIONNAIRE FORM 3 2011	TOTAL	SEX		RACE		REGION				COLLEGE PLANS?		ILLICIT DRUG USE: LIFETIME					
		M	F	White	Black	NE	NC	S	W	Yes	No	None	Mari- juana Only	Few Pills	More Pills	Any Her- oin	
<i>N (Weighted No. of Cases):</i>	2472	1152	1144	1339	318	434	569	902	567	1864	372	1165	574	226	358	26	
<i>% of Weighted Total:</i>	100.0	46.6	46.3	54.2	12.8	17.5	23.0	36.5	23.0	75.4	15.1	47.1	23.2	9.1	14.5	1.1	
<b>D05I:</b> Heroin?																	
1. Yes	0.2	0.3	0.1	0.2	0.6	-	-	0.5	-	0.2	0.4	-	-	-	-	19.6	
2. No	0.4	0.5	0.2	0.3	-	0.7	0.1	0.3	0.6	0.4	-	-	-	-	-	33.3	
8. Haven't used in last 12 months	99.4	99.2	99.7	99.5	99.4	99.3	99.9	99.2	99.4	99.5	99.6	100.0	100.0	100.0	100.0	47.2	
<i>Item 8990 Subject A01i</i>	<i>N</i>	<i>1971</i>	<i>945</i>	<i>955</i>	<i>1193</i>	<i>220</i>	<i>300</i>	<i>502</i>	<i>700</i>	<i>468</i>	<i>1598</i>	<i>301</i>	<i>966</i>	<i>471</i>	<i>193</i>	<i>293</i>	<i>19</i>
<b>D05J:</b> Other narcotics?																	
1. Yes	2.0	2.5	1.7	2.0	2.3	3.3	2.4	2.2	0.6	1.6	4.8	-	-	1.1	14.2	18.1	
2. No	3.4	4.0	2.4	4.3	2.0	3.2	3.7	2.1	5.2	3.2	4.2	-	-	3.3	21.6	36.2	
8. Haven't used in last 12 months	94.5	93.5	95.9	93.7	95.7	93.5	93.9	95.7	94.2	95.3	90.9	100.0	100.0	95.6	64.1	45.6	
<i>Item 9000 Subject A01i</i>	<i>N</i>	<i>1896</i>	<i>906</i>	<i>921</i>	<i>1149</i>	<i>216</i>	<i>294</i>	<i>473</i>	<i>680</i>	<i>449</i>	<i>1539</i>	<i>286</i>	<i>966</i>	<i>469</i>	<i>178</i>	<i>239</i>	<i>16</i>
<b>D06:</b> How likely is it that you will use marijuana in the next 12 months?																	
1. Definitely will—GO TO Q.D08	14.2	18.2	10.3	16.9	11.7	18.3	15.3	12.1	13.6	13.1	20.5	1.3	21.0	23.8	41.4	44.8	
2. Probably will—GO TO Q.D08	12.5	9.8	15.4	11.0	14.6	12.7	11.8	12.0	13.9	12.9	10.9	2.0	25.6	21.2	23.2	16.4	
3. Probably will not	15.2	15.9	14.3	15.8	12.9	14.4	15.1	15.0	16.0	15.0	16.8	10.7	23.6	20.5	13.6	9.7	
4. Definitely will not	58.1	56.1	60.0	56.3	60.8	54.7	57.8	60.9	56.6	59.0	51.8	86.1	29.8	34.5	21.8	29.1	
<i>Item 9010 Subject A04a</i>	<i>N</i>	<i>2119</i>	<i>1003</i>	<i>1043</i>	<i>1245</i>	<i>245</i>	<i>326</i>	<i>529</i>	<i>738</i>	<i>526</i>	<i>1705</i>	<i>336</i>	<i>1076</i>	<i>473</i>	<i>201</i>	<i>310</i>	<i>21</i>
<b>D07:</b> Here are some reasons people give for not using marijuana, or for stopping use. Please tell us which reasons are true for you. (Mark all that apply.)																	
A. Concerned about possible psychological damage	52.4	48.0	57.6	50.9	49.2	57.4	51.7	50.5	52.9	52.8	49.0	59.4	39.6	39.5	34.6	3.5	
B. Concerned about possible physical damage	47.4	43.2	52.3	46.4	43.2	51.3	48.5	45.6	46.6	49.0	39.1	54.9	32.8	34.9	29.4	3.5	
C. Concerned about getting arrested	52.2	53.8	51.5	56.2	41.2	54.8	57.8	50.2	47.7	52.8	48.8	55.0	46.4	50.5	44.0	16.9	
D. Concerned about becoming addicted to marijuana	43.1	38.9	47.9	42.9	42.8	47.3	42.7	44.3	39.5	43.3	40.6	49.3	28.9	34.6	35.0	-	
E. It's against my beliefs	41.7	37.9	46.2	45.0	28.8	47.0	39.3	40.4	43.1	42.8	35.3	51.2	22.9	27.6	15.2	16.4	
F. Concerned about loss of energy or ambition	35.0	35.9	34.7	35.3	33.2	36.3	34.2	36.1	33.5	36.1	25.5	37.2	33.7	26.4	30.6	20.4	
G. Concerned about possible loss of control of myself	45.0	41.9	49.0	44.8	45.7	47.3	47.5	46.4	39.3	46.3	35.6	50.4	34.1	35.0	33.5	16.9	
H. It might lead to stronger drugs	43.7	40.7	47.7	43.4	38.7	49.9	44.3	43.6	39.7	44.8	37.6	49.9	31.5	34.3	31.7	-	
I. Not enjoyable, I didn't like it	23.3	20.4	25.9	22.3	26.3	23.0	22.3	21.0	27.7	22.7	27.8	16.6	45.4	25.0	34.5	32.4	
J. My parents would disapprove	60.1	56.1	65.0	62.3	57.1	60.5	59.2	58.7	62.7	62.3	50.0	64.2	56.9	47.8	49.4	19.9	
K. My husband/wife (or boyfriend/girlfriend) would disapprove	29.1	27.8	30.5	30.4	27.5	30.1	30.1	31.8	23.5	28.2	33.3	28.8	28.3	34.6	29.6	48.8	
L. I don't like being with the people who use it	38.9	34.2	43.7	41.5	34.0	38.6	37.4	42.0	36.1	39.9	35.1	43.7	30.4	29.4	27.2	16.9	
M. My friends don't use it	27.2	24.7	30.4	31.6	21.8	30.5	29.1	24.9	26.9	28.2	23.7	34.0	13.6	13.2	12.5	-	
N. I might have a bad trip	17.6	17.4	17.9	15.0	21.7	20.5	17.7	17.2	16.3	17.5	15.0	18.3	16.4	16.8	14.7	-	
O. Too expensive	19.8	22.4	17.4	24.2	13.8	24.6	23.0	15.6	19.7	19.8	18.7	19.6	18.4	20.3	23.4	16.4	
P. Not available	8.1	8.2	7.9	8.3	10.0	11.4	6.7	9.7	5.4	8.0	7.8	9.3	5.5	5.3	6.0	-	
Q. Don't feel like getting high	68.2	64.9	71.8	68.6	59.4	69.2	69.6	67.0	67.9	68.4	69.5	70.6	64.3	63.8	60.9	34.2	
<i>Item 9020-9180 Subject A06b</i>	<i>N†</i>	<i>1475</i>	<i>682</i>	<i>746</i>	<i>851</i>	<i>169</i>	<i>211</i>	<i>372</i>	<i>528</i>	<i>363</i>	<i>1202</i>	<i>213</i>	<i>997</i>	<i>227</i>	<i>106</i>	<i>108</i>	<i>8</i>
<b>D08A:</b> Has your use of alcohol ever caused any of the following problems for you?																	
Responses to this set of questions are not included because of complexities in the presentation and interpretation of the data.																	
<i>Item 9190-9350 Subject A07b</i>	<i>N</i>																
<b>D08M:</b> Has your use of marijuana ever caused any of the following problems for you?																	
Responses to this set of questions are not included because of complexities in the presentation and interpretation of the data.																	
<i>Item 9360-9520 Subject A07b</i>	<i>N</i>																
<b>D08O:</b> Has your use of other drugs ever caused any of the following problems for you?																	

†=excludes respondents for whom question was inappropriate.



QUESTIONNAIRE FORM 3 2011	TOTAL	SEX		RACE		REGION				COLLEGE PLANS?		ILLICIT DRUG USE: LIFETIME					
		M	F	White	Black	NE	NC	S	W	Yes	No	None	Mari- juana Only	Few Pills	More Pills	Any Her- oin	
<i>N (Weighted No. of Cases):</i>	2472	1152	1144	1339	318	434	569	902	567	1864	372	1165	574	226	358	26	
<i>% of Weighted Total:</i>	100.0	46.6	46.3	54.2	12.8	17.5	23.0	36.5	23.0	75.4	15.1	47.1	23.2	9.1	14.5	1.1	
Responses to this set of questions are not included because of complexities in the presentation and interpretation of the data.																	
<i>Item 9530-9690 Subject A07b</i>	<i>N</i>																
<b>E01:</b> How many of your friends would you estimate . . .																	
<b>E01A:</b> Smoke cigarettes?																	
1. None	24.0	19.6	27.9	19.6	42.3	25.5	14.7	28.2	26.1	25.5	15.3	34.8	17.0	10.5	6.9	-	
2. A few	36.1	36.5	35.4	35.8	34.9	36.3	38.5	33.0	38.0	37.6	28.5	38.3	39.7	35.8	26.6	9.8	
3. Some	25.4	28.7	23.1	27.0	17.6	26.3	28.0	23.7	24.6	25.2	27.5	21.1	30.8	30.7	29.7	15.8	
4. Most	12.8	13.6	11.8	15.6	4.4	10.4	16.9	13.5	9.1	11.0	22.6	5.6	11.5	19.9	30.2	72.2	
5. All	1.8	1.6	1.8	2.0	0.8	1.6	1.8	1.6	2.1	0.8	6.2	0.2	1.0	3.1	6.6	2.3	
<i>Item 7070 Subject A02a</i>	<i>N</i>	2188	1034	1069	1267	271	326	544	788	530	1757	343	1071	506	212	333	21
<b>E01B:</b> Smoke marijuana (pot, weed) or hashish?																	
1. None	19.0	16.4	21.4	18.6	23.1	15.2	16.0	23.2	18.3	19.2	16.7	32.4	5.5	6.0	4.3	6.4	
2. A few	26.5	27.7	25.4	27.2	20.9	28.7	28.0	25.5	25.0	27.2	25.0	35.0	20.3	20.0	13.3	12.6	
3. Some	28.7	28.8	29.3	30.1	26.5	26.8	29.9	26.2	32.4	29.8	24.1	23.2	36.5	38.4	31.2	7.4	
4. Most	21.3	21.6	20.5	19.9	23.0	23.0	22.9	20.2	20.1	20.5	23.8	8.8	32.1	28.6	38.9	54.5	
5. All	4.6	5.4	3.4	4.2	6.6	6.4	3.3	4.9	4.2	3.4	10.4	0.5	5.6	7.0	12.2	19.2	
<i>Item 7080 Subject A02a</i>	<i>N</i>	2184	1033	1066	1264	271	325	542	786	531	1755	342	1069	505	212	332	21
<b>E01C:</b> Take “crack” cocaine?																	
1. None	85.6	85.5	86.3	87.5	91.9	87.3	84.6	87.8	82.4	86.4	80.9	86.5	86.5	87.3	82.7	57.3	
2. A few	10.8	11.5	10.2	10.0	5.6	10.7	11.6	8.3	13.9	10.9	11.8	10.0	12.0	10.4	10.7	32.2	
3. Some	2.7	2.5	2.7	1.9	1.9	1.4	2.8	3.3	2.4	2.2	4.7	2.7	1.3	1.9	5.2	6.1	
4. Most	0.3	0.1	0.5	0.2	0.3	-	0.2	0.2	0.5	0.2	0.8	0.4	0.1	0.4	-	-	
5. All	0.6	0.5	0.4	0.5	0.3	0.6	0.7	0.4	0.7	0.3	1.8	0.4	0.1	-	1.4	4.4	
<i>Item 7151 Subject A02a</i>	<i>N</i>	2167	1020	1061	1255	271	319	536	786	525	1741	339	1054	505	211	331	21
<b>E01D:</b> Take cocaine powder?																	
1. None	81.2	80.3	83.0	81.7	93.1	82.4	79.1	83.2	79.8	82.6	74.1	87.6	84.7	79.2	60.6	38.1	
2. A few	14.8	15.9	13.1	15.7	5.0	14.9	18.2	12.2	15.3	14.3	17.6	9.7	13.7	17.2	29.2	30.7	
3. Some	2.9	2.8	3.0	1.9	1.6	2.0	1.5	3.9	3.3	2.5	5.1	2.0	0.9	3.2	8.4	14.5	
4. Most	0.4	0.3	0.4	0.3	-	0.2	0.5	0.3	0.7	0.3	1.0	0.1	0.6	0.4	0.4	9.0	
5. All	0.6	0.6	0.5	0.5	0.3	0.6	0.7	0.4	0.9	0.3	2.2	0.5	0.1	-	1.4	7.7	
<i>Item 23990 Subject A02a</i>	<i>N</i>	2156	1014	1058	1250	267	320	536	781	518	1735	334	1051	503	211	326	21
<b>E01E:</b> Drink alcoholic beverages (liquor, beer, wine)?																	
1. None	12.1	12.2	11.5	10.7	22.0	9.2	7.1	16.4	12.9	12.1	12.0	17.7	6.4	4.9	5.0	6.4	
2. A few	14.1	14.1	14.6	14.4	15.2	16.4	12.3	15.3	12.9	14.2	13.3	21.3	10.0	7.3	2.3		
3. Some	22.6	23.9	21.6	22.5	19.9	20.9	24.3	20.6	24.8	23.8	16.3	26.3	20.3	18.7	17.8	7.4	
4. Most	34.8	33.2	36.9	35.5	29.7	33.1	39.0	31.9	35.8	35.2	32.7	27.0	42.1	45.0	43.8	48.7	
5. All	16.3	16.7	15.3	16.9	13.2	20.4	17.3	15.8	13.6	14.7	25.6	7.6	21.2	24.1	31.1	37.5	
<i>Item 7190 Subject A02a</i>	<i>N</i>	2175	1028	1063	1262	268	323	541	784	527	1750	339	1067	502	211	330	21
<b>E01F:</b> Get drunk at least once a week?																	
1. None	29.1	27.1	30.2	27.0	41.9	28.7	21.6	34.2	29.3	29.5	26.0	39.4	20.6	17.9	13.6	18.9	
2. A few	26.8	27.5	27.1	27.2	21.4	24.7	27.7	25.7	28.7	27.8	22.5	30.8	25.3	22.2	19.5	13.4	
3. Some	23.4	25.6	21.6	23.7	24.3	24.2	28.9	17.7	25.6	23.0	23.6	18.7	29.9	28.5	28.1	10.6	
4. Most	16.2	14.8	17.4	18.2	9.0	15.3	17.9	17.3	13.1	15.7	19.6	9.6	18.1	24.2	28.6	46.1	
5. All	4.6	5.0	3.8	3.9	3.5	7.1	3.8	5.0	3.3	3.9	8.3	1.5	6.1	7.1	10.2	10.9	
<i>Item 7200 Subject A02a</i>	<i>N</i>	2180	1028	1068	1263	270	324	541	787	529	1753	341	1068	504	211	332	21
<b>E02:</b> If you have smoked one or more cigarettes in the last 30 days, please answer this question. (If not, skip to Q.E03.)																	



DESCRIPTIVE RESULTS: 2011

157

QUESTIONNAIRE FORM 3 2011	TOTAL	SEX		RACE		REGION				COLLEGE PLANS?		ILLICIT DRUG USE: LIFETIME					
		M	F	White	Black	NE	NC	S	W	Yes	No	None	Mari- juana Only	Few Pills	More Pills	Any Her- oin	
<i>N (Weighted No. of Cases):</i>	2472	1152	1144	1339	318	434	569	902	567	1864	372	1165	574	226	358	26	
<i>% of Weighted Total:</i>	100.0	46.6	46.3	54.2	12.8	17.5	23.0	36.5	23.0	75.4	15.1	47.1	23.2	9.1	14.5	1.1	
What brand of cigarettes do you usually smoke? (Brands are in alphabetical order. Mark only one)																	
01. Basic	0.9	-	1.7	0.7	-	-	1.0	1.3	1.1	0.7	1.5	-	0.9	-	1.2	-	
02. Benson & Hedges	-	-	-	-	-	-	-	-	-	-	-	-	-	-	-	-	
03. Black & Whites	-	-	-	-	-	-	-	-	-	-	-	-	-	-	-	-	
04. Cambridge	-	-	-	-	-	-	-	-	-	-	-	-	-	-	-	-	
05. Camel	16.9	15.1	20.9	20.6	5.7	1.4	17.2	15.2	33.0	19.3	10.7	18.9	12.4	15.7	20.7	8.8	
06. Capri	-	-	-	-	-	-	-	-	-	-	-	-	-	-	-	-	
07. Carlton	-	-	-	-	-	-	-	-	-	-	-	-	-	-	-	-	
08. Doral	-	-	-	-	-	-	-	-	-	-	-	-	-	-	-	-	
09. GPC	-	-	-	-	-	-	-	-	-	-	-	-	-	-	-	-	
10. Kent	0.1	-	-	-	-	-	0.4	-	-	-	-	-	-	-	0.3	-	
11. Kool	1.3	1.5	1.4	-	8.2	-	0.8	2.7	0.9	1.8	0.7	7.5	1.5	-	0.5	-	
12. Marlboro	45.8	44.1	48.2	47.0	7.8	52.0	48.2	43.5	41.2	46.8	47.3	43.7	46.3	49.9	47.1	43.4	
13. Merit	-	-	-	-	-	-	-	-	-	-	-	-	-	-	-	-	
14. Misty	-	-	-	-	-	-	-	-	-	-	-	-	-	-	-	-	
15. Monarch	-	-	-	-	-	-	-	-	-	-	-	-	-	-	-	-	
16. More	-	-	-	-	-	-	-	-	-	-	-	-	-	-	-	-	
17. Newport	18.4	19.9	14.6	15.9	43.5	35.9	15.8	19.3	5.0	15.5	21.2	1.4	23.5	17.5	18.5	16.8	
18. Pall Mall	1.6	1.7	1.5	1.6	8.7	2.4	3.1	1.1	-	-	4.8	5.8	-	-	1.2	10.3	
19. Parliament	1.5	1.8	1.2	2.1	-	0.7	2.3	2.1	-	2.3	-	-	1.7	1.9	0.9	9.5	
20. Salem	-	-	-	-	-	-	-	-	-	-	-	-	-	-	-	-	
21. Vantage	-	-	-	-	-	-	-	-	-	-	-	-	-	-	-	-	
22. Virginia Slims	0.3	0.7	-	-	7.8	-	-	1.0	-	-	1.1	-	1.5	-	-	-	
23. Winston	-	-	-	-	-	-	-	-	-	-	-	-	-	-	-	-	
24. Other	6.2	6.4	6.0	6.5	5.8	3.8	7.9	5.6	7.2	6.7	6.3	11.9	4.2	9.7	4.9	-	
25. No usual brand	6.8	8.8	4.3	5.6	12.6	3.7	3.3	8.3	11.6	6.9	6.4	10.9	8.0	5.4	4.8	11.1	
<i>Item 30065 Subject A011</i>	<i>N†</i>	324	170	130	224	14	58	86	113	67	207	100	34	77	57	134	12
<b>E03:</b> There has been talk about shortages of energy, food, and raw materials in this country. Do you think that in the coming years we will have plenty to meet our needs, a sufficient amount, or will we have to consume less?																	
1. Plenty to meet our needs	14.6	18.8	10.0	14.3	13.7	12.9	15.8	13.9	15.3	14.4	15.6	15.0	15.3	14.9	11.4	28.9	
2. A sufficient amount	45.3	45.9	45.2	46.6	44.4	45.7	44.5	46.2	44.5	44.7	49.0	45.1	46.7	44.2	45.8	13.8	
3. Will have to consume less	40.1	35.3	44.8	39.0	41.9	41.4	39.7	39.9	40.2	41.0	35.4	39.9	38.0	40.9	42.8	57.3	
<i>Item 9750 Subject F05</i>	<i>N</i>	2113	1004	1035	1243	249	315	531	748	519	1699	334	1044	486	204	321	21
<b>E04:</b> The questions in this section deal with population problems. How much do you agree or disagree with each statement?																	
<b>E04A:</b> Our government should help other countries to control their population																	
1. Disagree	34.9	42.4	27.5	36.9	33.9	40.3	37.0	33.7	31.2	34.6	36.2	35.7	31.6	33.5	36.9	62.9	
2. Mostly disagree	16.7	15.2	18.4	18.0	13.3	21.3	19.8	14.4	14.0	17.7	12.5	18.3	16.8	15.5	13.6	-	
3. Neither	30.2	25.8	34.7	28.5	31.7	20.8	27.9	31.2	36.5	29.9	31.9	28.7	30.9	36.4	31.6	9.7	
4. Mostly agree	12.2	10.3	13.9	11.0	12.2	11.5	9.8	13.5	13.1	12.1	12.9	11.1	14.9	11.8	11.2	18.4	
5. Agree	6.1	6.4	5.4	5.6	8.9	6.1	5.5	7.2	5.2	5.6	6.5	6.2	5.8	2.8	6.8	9.0	
<i>Item 9760 Subject E01, H02</i>	<i>N</i>	2136	1013	1046	1241	258	316	534	759	528	1718	337	1055	486	207	325	21
<b>E04B:</b> Governments should avoid making policy about population and let the individual decide																	
1. Disagree	12.7	16.4	9.4	12.6	20.1	19.7	9.2	14.0	10.4	11.6	17.6	10.7	16.2	11.7	14.6	20.2	
2. Mostly disagree	15.4	14.7	16.3	16.0	10.3	17.5	17.2	14.1	14.3	16.3	12.2	15.7	16.1	14.2	16.3	5.6	
3. Neither	38.1	35.5	41.0	37.2	37.3	31.6	41.3	38.2	38.5	37.7	40.1	36.1	40.1	43.1	37.7	37.2	
4. Mostly agree	18.8	16.0	21.1	18.7	20.1	16.6	18.3	20.1	19.0	19.2	17.3	21.6	16.2	18.7	15.2	18.2	
5. Agree	14.9	17.5	12.3	15.5	12.1	14.6	14.1	13.6	17.8	15.3	12.8	15.9	11.5	12.2	16.3	18.6	
<i>Item 9770 Subject E01, H02</i>	<i>N</i>	2132	1011	1042	1236	259	315	534	757	526	1712	337	1052	483	208	324	21

†=excludes respondents for whom question was inappropriate.



QUESTIONNAIRE FORM 3 2011	TOTAL	SEX		RACE		REGION				COLLEGE PLANS?		ILLCIT DRUG USE: LIFETIME				
		M	F	White	Black	NE	NC	S	W	Yes	No	None	Mari- juana Only	Few Pills	More Pills	Any Her- oin
<i>N (Weighted No. of Cases):</i>	2472	1152	1144	1339	318	434	569	902	567	1864	372	1165	574	226	358	26
<i>% of Weighted Total:</i>	100.0	46.6	46.3	54.2	12.8	17.5	23.0	36.5	23.0	75.4	15.1	47.1	23.2	9.1	14.5	1.1
<b>E04C:</b> I feel strongly enough about preventing overpopulation that I'd be willing to limit my family to two children																
1. Disagree	26.9	28.4	25.3	26.8	31.9	32.0	28.1	25.2	25.3	27.5	24.7	27.3	26.7	25.2	27.5	40.6
2. Mostly disagree	10.5	9.1	11.5	10.7	9.4	7.9	10.9	10.6	11.4	11.0	7.7	11.8	12.8	6.8	5.7	6.1
3. Neither	36.8	35.5	38.3	35.8	37.0	38.9	36.1	35.0	38.9	35.8	42.1	36.3	34.9	43.7	38.8	25.9
4. Mostly agree	14.3	13.9	15.1	14.4	13.4	11.4	13.8	17.2	12.3	14.5	12.9	14.2	15.8	13.9	13.0	2.3
5. Agree	11.4	13.1	9.8	12.3	8.3	9.7	11.1	11.9	12.2	11.2	12.6	10.4	9.8	10.3	15.0	25.1
<i>Item 9780 Subject E01</i>	<i>N</i> 2129	<i>1010</i>	<i>1042</i>	<i>1237</i>	<i>258</i>	<i>314</i>	<i>534</i>	<i>758</i>	<i>523</i>	<i>1712</i>	<i>335</i>	<i>1051</i>	<i>483</i>	<i>208</i>	<i>324</i>	<i>21</i>
<b>E05:</b> How important is each of the following for being looked up to or having high status in your school?																
<b>E05A:</b> Coming from the right family																
1. No importance	24.3	26.7	22.1	22.2	25.3	27.1	19.6	22.5	30.2	23.2	30.7	24.7	21.7	25.6	24.7	25.3
2. Little importance	20.4	18.1	23.2	22.7	14.9	21.2	21.3	19.9	19.8	20.8	18.0	19.3	22.1	25.6	20.5	7.1
3. Moderate importance	25.3	25.9	25.7	27.4	23.6	22.0	29.0	25.9	22.8	26.8	20.2	25.1	23.5	26.5	28.1	34.2
4. Great importance	15.1	15.8	13.8	15.2	14.3	17.8	15.0	14.1	14.9	15.2	15.9	15.5	18.0	12.3	12.2	8.0
5. Very great importance	14.8	13.4	15.3	12.5	21.9	11.9	15.0	17.7	12.3	14.1	15.2	15.2	14.7	10.0	14.4	25.4
<i>Item 13580 Subject B04</i>	<i>N</i> 2133	<i>1005</i>	<i>1046</i>	<i>1244</i>	<i>255</i>	<i>315</i>	<i>534</i>	<i>763</i>	<i>521</i>	<i>1717</i>	<i>335</i>	<i>1055</i>	<i>489</i>	<i>204</i>	<i>325</i>	<i>21</i>
<b>E05B:</b> Being a leader in student activities																
1. No importance	13.3	15.4	11.4	11.8	13.6	16.0	10.2	13.8	14.2	11.0	26.3	10.7	11.8	16.0	19.5	33.0
2. Little importance	15.4	15.9	14.8	17.4	13.7	15.2	15.7	13.9	17.6	15.3	16.6	12.9	16.2	22.4	19.3	9.3
3. Moderate importance	31.0	31.0	31.5	31.8	30.5	29.5	31.2	29.5	33.9	31.7	27.1	30.2	34.2	33.0	28.2	28.6
4. Great importance	25.4	23.6	27.0	26.8	19.6	27.5	27.7	26.1	20.7	26.8	18.5	28.2	24.7	20.0	23.0	14.8
5. Very great importance	14.8	14.2	15.3	12.1	22.6	11.7	15.1	16.6	13.6	15.2	11.4	17.9	13.2	8.6	10.1	14.3
<i>Item 13590 Subject B04, M05</i>	<i>N</i> 2124	<i>1006</i>	<i>1039</i>	<i>1239</i>	<i>254</i>	<i>317</i>	<i>533</i>	<i>759</i>	<i>515</i>	<i>1712</i>	<i>334</i>	<i>1055</i>	<i>489</i>	<i>200</i>	<i>322</i>	<i>21</i>
<b>E05C:</b> Having a nice car																
1. No importance	25.4	25.0	25.4	23.3	28.0	26.2	20.3	25.5	29.8	24.7	29.7	26.6	25.6	20.4	22.4	30.0
2. Little importance	26.8	27.2	27.2	30.0	19.8	28.1	31.4	23.5	26.0	28.6	19.0	27.1	25.4	32.7	26.5	23.9
3. Moderate importance	27.2	27.4	28.1	27.3	23.4	26.8	31.0	24.7	27.1	27.2	25.9	27.3	27.3	27.3	27.2	17.8
4. Great importance	11.4	11.6	10.7	10.9	15.9	8.8	8.9	14.5	11.1	11.1	12.8	11.0	12.1	10.2	13.5	11.0
5. Very great importance	9.2	8.7	8.6	8.5	13.0	10.0	8.4	11.8	5.9	8.3	12.6	8.0	9.7	9.4	10.5	17.3
<i>Item 13600 Subject B04, F01</i>	<i>N</i> 2126	<i>1006</i>	<i>1038</i>	<i>1239</i>	<i>254</i>	<i>316</i>	<i>534</i>	<i>759</i>	<i>517</i>	<i>1713</i>	<i>332</i>	<i>1058</i>	<i>488</i>	<i>200</i>	<i>322</i>	<i>21</i>
<b>E05D:</b> Getting good grades																
1. No importance	10.5	13.8	7.2	10.6	10.9	9.3	7.3	12.0	12.3	9.6	16.1	8.7	9.6	14.2	12.7	30.1
2. Little importance	12.9	14.1	12.1	14.8	7.0	12.8	17.7	10.8	10.9	12.6	14.1	11.0	13.5	15.5	18.1	9.3
3. Moderate importance	26.6	29.4	24.0	28.8	21.2	24.1	27.4	25.6	28.9	26.1	28.3	26.4	29.0	25.5	25.2	16.5
4. Great importance	24.8	21.1	28.4	26.4	19.0	26.5	26.2	23.7	24.1	25.3	23.6	26.7	21.0	29.7	22.5	16.1
5. Very great importance	25.2	21.6	28.2	19.4	41.9	27.3	21.5	27.9	23.8	26.4	17.8	27.3	26.9	15.2	21.4	28.0
<i>Item 13610 Subject B04</i>	<i>N</i> 2127	<i>1005</i>	<i>1041</i>	<i>1241</i>	<i>254</i>	<i>316</i>	<i>534</i>	<i>761</i>	<i>516</i>	<i>1716</i>	<i>332</i>	<i>1059</i>	<i>489</i>	<i>199</i>	<i>322</i>	<i>21</i>
<b>E05E:</b> Being a good athlete																
1. No importance	11.6	12.1	11.0	9.4	15.2	12.2	8.4	12.5	13.4	9.8	20.3	10.3	10.3	12.9	13.9	32.1
2. Little importance	10.3	9.4	11.3	10.4	9.1	9.0	10.4	10.2	11.1	9.8	11.7	9.6	11.9	10.2	10.2	12.6
3. Moderate importance	22.5	21.5	23.5	22.1	23.2	22.6	21.7	22.6	23.4	22.9	22.2	23.9	18.9	25.8	22.2	5.6
4. Great importance	29.4	28.9	30.0	31.9	26.3	30.4	33.6	27.3	27.5	31.2	24.0	29.2	31.2	30.3	31.4	3.3
5. Very great importance	26.1	28.2	24.2	26.2	26.2	25.8	26.0	27.3	24.7	26.2	21.9	27.2	27.8	20.7	22.3	46.4
<i>Item 13620 Subject B04</i>	<i>N</i> 2124	<i>1006</i>	<i>1039</i>	<i>1238</i>	<i>253</i>	<i>315</i>	<i>534</i>	<i>759</i>	<i>517</i>	<i>1712</i>	<i>333</i>	<i>1054</i>	<i>489</i>	<i>200</i>	<i>323</i>	<i>21</i>
<b>E05F:</b> Knowing a lot about intellectual matters																
1. No importance	14.7	16.0	13.4	14.1	16.9	15.1	12.7	15.1	16.1	13.0	24.8	13.3	14.5	15.3	17.2	22.5
2. Little importance	20.5	19.7	21.5	22.5	11.8	18.9	26.5	16.0	21.9	21.3	17.1	21.6	18.8	22.2	19.0	26.7
3. Moderate importance	31.1	31.0	31.4	33.3	30.8	34.9	30.7	32.9	26.5	30.8	31.6	29.9	32.6	28.0	35.5	25.7
4. Great importance	19.5	18.6	20.5	20.1	16.8	19.7	18.6	20.5	19.1	20.6	15.1	19.2	20.9	22.4	18.0	13.3
5. Very great importance	14.1	14.6	13.2	10.1	23.7	11.4	11.6	15.4	16.4	14.3	11.4	16.0	13.2	12.1	10.2	11.8
<i>Item 13630 Subject B04</i>	<i>N</i> 2120	<i>1002</i>	<i>1038</i>	<i>1237</i>	<i>254</i>	<i>311</i>	<i>533</i>	<i>759</i>	<i>516</i>	<i>1710</i>	<i>331</i>	<i>1053</i>	<i>487</i>	<i>200</i>	<i>323</i>	<i>21</i>



DESCRIPTIVE RESULTS: 2011

159

QUESTIONNAIRE FORM 3 2011	TOTAL	SEX		RACE		REGION				COLLEGE PLANS?		ILLICIT DRUG USE: LIFETIME				
		M	F	White	Black	NE	NC	S	W	Yes	No	None	Mari- juana Only	Few Pills	More Pills	Any Her- oin
<i>N (Weighted No. of Cases):</i>	2472	1152	1144	1339	318	434	569	902	567	1864	372	1165	574	226	358	26
<i>% of Weighted Total:</i>	100.0	46.6	46.3	54.2	12.8	17.5	23.0	36.5	23.0	75.4	15.1	47.1	23.2	9.1	14.5	1.1
<b>E05G: Planning to go to college</b>																
1. No importance	11.5	14.8	7.9	11.6	11.7	9.1	11.1	12.0	12.6	9.5	22.2	10.4	10.1	11.4	14.2	27.1
2. Little importance	11.6	12.7	11.0	14.4	6.1	13.7	14.6	9.2	10.6	10.8	15.1	11.2	12.2	9.8	14.3	-
3. Moderate importance	22.3	23.7	21.1	23.1	18.2	20.5	23.7	21.7	22.8	22.1	24.1	21.7	22.6	27.5	22.3	9.7
4. Great importance	22.3	21.0	23.7	23.7	19.7	26.6	20.7	22.7	20.7	23.0	18.8	23.7	22.0	22.1	19.3	12.0
5. Very great importance	32.4	27.8	36.3	27.2	44.4	30.0	29.9	34.5	33.3	34.6	19.8	32.9	33.1	29.2	29.9	51.1
<i>Item 13640 Subject B04</i>	<i>N</i> 2127	1005	1041	1241	254	314	534	761	518	1713	333	1055	489	200	325	21
<b>E06: How about using drugs (other than marijuana or alcohol)—does that cause a student to be looked up to or looked down on among the majority of students in your school?</b>																
1. Looked down on a lot	18.8	18.9	18.8	18.7	22.1	15.6	18.8	20.5	18.2	19.0	19.0	22.9	15.9	16.5	11.4	12.0
2. Looked down on some	17.6	16.5	19.2	20.5	13.5	21.8	18.3	17.9	14.2	18.3	16.3	18.2	18.0	18.8	16.7	3.4
3. Neither, or mixed	54.3	53.7	54.6	52.2	53.2	53.5	54.5	51.9	57.8	53.6	53.4	50.6	56.7	57.0	60.8	52.0
4. Looked up to some	6.6	6.6	6.4	6.8	7.2	5.7	6.7	7.2	6.1	6.9	6.4	5.8	6.4	6.5	8.5	16.8
5. Looked up to a lot	2.7	4.4	1.0	1.8	4.0	3.5	1.6	2.5	3.6	2.2	4.9	2.5	3.0	1.2	2.7	15.8
<i>Item 13650 Subject A12b</i>	<i>N</i> 2098	991	1029	1226	247	302	530	741	524	1687	330	1042	473	202	323	21
<b>E07: About how many hours a week do you spend using a computer . . .</b>																
<b>E07A: . . . doing school work?</b>																
1. None	10.9	13.9	7.0	9.5	14.0	6.1	7.7	15.7	9.8	7.8	25.9	8.7	10.3	12.3	15.2	26.0
2. Less than 1 hour	17.0	16.8	17.2	19.4	18.3	16.9	18.1	19.1	12.8	16.1	21.1	14.0	19.7	20.9	20.7	20.6
3. 1-2 hours	29.4	30.2	29.3	28.9	27.5	32.7	28.6	27.7	30.8	30.3	24.9	30.3	28.5	28.9	31.0	14.6
4. 3-5 hours	25.0	23.3	27.3	25.9	22.0	25.2	27.2	21.9	27.3	26.6	17.8	26.9	26.1	20.8	19.9	36.1
5. 6-9 hours	10.0	9.0	11.0	9.0	9.2	10.0	11.0	8.8	10.8	10.6	7.0	11.1	10.0	9.6	7.0	-
6. 10-19 hours	4.3	3.9	4.3	4.6	2.2	5.8	4.3	4.0	3.8	4.8	1.4	4.8	4.2	4.6	2.7	-
7. 20-29 hours	1.3	0.7	1.8	1.1	2.5	0.5	1.7	1.0	1.6	1.5	0.2	1.8	0.5	1.2	0.9	-
8. 30-39 hours	0.9	0.7	1.0	0.7	1.2	1.1	0.7	0.6	1.4	1.1	-	1.2	0.3	0.5	0.9	2.8
9. 40 or more	1.3	1.4	1.1	0.8	3.0	1.6	0.7	1.2	1.8	1.2	1.8	1.3	0.5	1.1	1.7	-
<i>Item 29930 Subject B01, C09</i>	<i>N</i> 2132	1008	1042	1241	261	309	535	761	527	1718	336	1052	484	204	328	21
<b>E07B: . . . at your job, if you have one?</b>																
1. None	80.1	80.8	79.4	79.1	81.3	77.4	79.7	80.5	81.5	80.7	78.6	79.7	79.3	76.3	85.3	85.1
2. Less than 1 hour	6.4	6.2	6.6	7.2	4.8	5.4	8.7	6.1	5.2	5.7	9.5	6.1	6.4	7.7	6.1	3.3
3. 1-2 hours	4.6	4.4	4.6	3.8	4.8	5.7	4.5	4.3	4.5	4.8	3.1	5.3	4.7	6.0	1.8	5.5
4. 3-5 hours	3.1	3.2	2.9	3.1	3.8	2.8	3.1	2.4	4.4	3.1	2.0	3.2	2.7	3.9	2.2	6.1
5. 6-9 hours	2.3	2.3	2.4	2.9	1.1	4.3	1.6	2.5	1.6	2.6	1.4	2.7	2.3	3.7	0.8	-
6. 10-19 hours	1.5	1.1	2.0	2.0	0.6	2.3	0.7	1.7	1.8	1.4	1.8	1.6	1.8	0.3	1.9	-
7. 20-29 hours	1.1	1.1	1.2	1.5	2.0	1.0	1.2	1.7	0.4	1.0	2.1	0.6	2.2	1.7	1.1	-
8. 30-39 hours	0.2	0.4	0.1	0.1	0.4	-	0.3	0.4	-	0.3	-	0.2	0.2	-	0.2	-
9. 40 or more	0.6	0.5	0.7	0.3	1.2	1.1	0.3	0.6	0.6	0.4	1.4	0.6	0.4	0.4	0.6	-
<i>Item 29940 Subject C01, C09</i>	<i>N</i> 2004	947	982	1175	241	294	506	720	484	1605	328	981	459	193	313	18
<b>E07C: . . . doing other things?</b>																
1. None	6.1	6.8	4.5	4.0	10.1	2.8	3.9	9.2	5.8	4.8	12.3	4.8	5.9	8.7	5.8	14.4
2. Less than 1 hour	8.3	7.6	9.2	8.5	8.8	8.5	9.8	8.8	6.1	7.8	11.4	8.1	8.1	5.6	10.7	5.3
3. 1-2 hours	17.1	15.3	19.0	17.4	20.9	15.4	16.7	19.7	14.7	16.4	21.1	18.2	14.6	16.8	17.8	27.1
4. 3-5 hours	23.8	22.0	25.8	24.8	18.6	25.0	24.3	20.1	28.0	24.3	20.7	24.1	23.4	24.7	24.4	12.4
5. 6-9 hours	16.9	15.0	19.7	18.0	17.0	13.7	20.2	16.2	16.7	18.2	11.5	16.4	17.2	16.4	18.6	22.2
6. 10-19 hours	12.0	13.6	10.2	12.8	9.7	13.0	12.7	12.1	10.6	12.9	8.5	12.3	13.9	11.9	9.4	8.6
7. 20-29 hours	6.3	7.4	5.3	6.8	4.9	6.5	5.9	5.5	7.6	6.4	5.1	6.3	7.8	6.2	4.1	10.0
8. 30-39 hours	2.6	2.1	2.9	2.7	1.1	6.5	1.7	2.1	2.0	2.5	2.3	2.3	3.7	2.7	2.0	-
9. 40 or more	6.9	10.1	3.5	5.0	9.0	8.7	4.8	6.4	8.6	6.7	7.1	7.6	5.4	7.0	7.2	-
<i>Item 29950 Subject C07, C09</i>	<i>N</i> 2124	1004	1040	1236	261	309	531	758	526	1713	336	1047	484	203	326	21



QUESTIONNAIRE FORM 3 2011	TOTAL	SEX		RACE		REGION				COLLEGE PLANS?		ILLICIT DRUG USE: LIFETIME				
		M	F	White	Black	NE	NC	S	W	Yes	No	None	Mari- juana Only	Few Pills	More Pills	Any Her- oin
<i>N (Weighted No. of Cases):</i>	2472	1152	1144	1339	318	434	569	902	567	1864	372	1165	574	226	358	26
<i>% of Weighted Total:</i>	100.0	46.6	46.3	54.2	12.8	17.5	23.0	36.5	23.0	75.4	15.1	47.1	23.2	9.1	14.5	1.1
<b>E08:</b> Not counting work for school or a job, about how many hours a week do you spend on the Internet e-mailing, instant messaging, gaming, shopping, searching, downloading music, etc.?																
1. None	6.2	7.2	4.6	4.8	11.1	3.9	5.9	8.3	4.8	4.6	13.1	4.7	6.7	9.1	6.2	19.3
2. Less than 1	8.0	8.2	7.8	8.4	8.2	6.7	8.1	8.6	7.9	7.7	11.3	8.0	7.6	7.0	8.4	12.5
3. 1-2 hours	16.6	15.1	18.2	18.4	15.9	15.2	16.3	18.3	15.3	15.8	20.5	18.4	16.3	14.0	14.4	14.3
4. 3-5 hours	22.2	20.3	24.2	23.7	20.3	25.2	22.7	19.4	24.2	22.6	19.7	21.6	19.8	23.3	26.0	20.5
5. 6-9 hours	18.4	16.9	20.4	19.8	15.2	17.3	22.2	17.6	16.5	18.6	16.9	17.7	19.3	19.7	20.0	18.1
6. 10-19 hours	12.4	13.2	11.6	11.4	10.1	12.4	9.3	12.2	15.7	14.0	5.4	12.7	14.5	9.1	11.5	3.8
7. 20-29 hours	7.0	7.1	6.6	7.1	5.8	7.4	8.4	6.9	5.3	7.2	5.6	7.0	6.8	9.4	5.7	11.5
8. 30-39 hours	2.7	3.2	2.3	2.5	3.4	3.5	2.3	2.5	2.8	2.8	2.2	2.0	3.9	2.3	3.7	-
9. 40 or more	6.5	8.8	4.2	3.8	9.9	8.5	4.9	6.2	7.6	6.7	5.2	7.8	5.1	6.0	4.1	-
<i>Item 31680 Subject C07, C09</i>	<i>N</i> 2112	996	1036	1224	261	307	527	754	524	1701	335	1045	478	202	325	18
<b>E09:</b> About how many hours a week do you spend. . .																
<b>E09A:</b> . . . playing electronic games on a computer, TV, phone, or other device?																
1. None	13.8	10.1	17.2	14.0	16.9	14.2	11.3	16.2	12.6	13.4	15.7	13.3	12.0	18.1	14.6	2.3
2. Less than 1	13.1	11.1	15.8	14.8	7.7	14.4	13.1	13.8	11.3	13.9	9.3	13.4	16.0	9.4	11.6	6.1
3. 1-2 hours	15.2	15.4	15.4	15.8	14.3	11.5	18.9	12.9	17.0	14.6	18.9	15.4	15.6	18.7	11.6	11.9
4. 3-5 hours	18.9	20.6	16.4	18.5	18.7	16.9	18.9	19.9	18.7	18.7	20.6	19.7	17.9	17.7	17.6	32.0
5. 6-9 hours	13.5	14.5	12.5	13.6	12.6	16.4	14.3	12.2	13.0	14.1	9.8	12.9	14.0	12.0	15.1	19.6
6. 10-19 hours	10.4	12.1	9.0	10.6	8.4	9.6	10.5	9.4	12.1	10.7	10.0	11.3	8.0	11.1	12.1	-
7. 20-29 hours	4.7	5.1	4.4	4.1	6.9	4.7	4.0	5.4	4.5	4.8	3.2	4.8	6.0	5.2	2.7	9.2
8. 30-39 hours	2.9	3.5	2.2	2.6	2.9	4.6	3.3	2.6	2.2	2.8	3.0	2.0	3.6	1.4	5.7	9.2
9. 40 or more	7.4	7.7	7.1	6.0	11.6	7.6	5.8	7.6	8.7	7.0	9.5	7.3	7.0	6.4	9.0	9.8
<i>Item 31990 Subject C07, C09</i>	<i>N</i> 2117	999	1038	1237	258	306	532	755	524	1703	335	1049	479	200	325	21
<b>E09B:</b> . . . texting on a cell phone?																
1. None	6.7	9.5	3.8	5.3	6.8	5.4	3.8	8.6	7.7	6.0	8.7	7.5	5.0	6.9	4.7	4.6
2. Less than 1	9.4	11.4	7.6	9.5	4.7	11.6	8.7	9.2	9.1	9.9	7.9	12.4	7.2	5.0	5.2	22.3
3. 1-2 hours	11.9	13.9	10.2	13.2	8.7	10.9	14.0	9.9	13.2	12.7	8.8	13.0	10.4	11.7	11.2	11.0
4. 3-5 hours	13.4	14.4	12.8	17.1	10.8	16.4	15.2	12.0	11.8	13.4	12.9	12.0	15.6	18.7	12.6	8.6
5. 6-9 hours	12.1	12.4	11.7	12.4	8.8	11.6	14.0	10.8	12.5	13.0	8.3	12.8	10.0	11.9	13.3	10.8
6. 10-19 hours	10.6	9.3	12.0	11.1	10.8	8.3	12.4	10.7	9.9	10.1	12.1	10.5	10.4	12.0	11.2	2.8
7. 20-29 hours	8.7	7.6	10.2	9.3	8.5	8.5	8.1	10.2	7.4	8.2	10.5	9.5	8.7	8.0	7.4	11.4
8. 30-39 hours	4.5	3.8	5.0	4.4	5.6	4.6	6.5	3.6	3.9	4.7	4.6	3.9	6.0	7.1	3.6	-
9. 40 or more	22.7	17.8	26.5	17.9	35.3	22.5	17.3	25.1	24.6	21.8	26.1	18.3	26.7	18.8	30.8	28.6
<i>Item 32580 Subject C10</i>	<i>N</i> 2118	1001	1037	1236	259	306	531	755	526	1707	335	1047	480	200	327	21
<b>E09C:</b> . . . talking on a cell phone?																
1. None	9.0	12.2	5.6	8.3	11.9	8.3	6.3	10.3	10.4	8.3	12.0	9.1	10.0	8.2	6.4	4.6
2. Less than 1	31.1	36.1	27.7	34.7	13.3	37.4	34.6	25.0	32.7	32.2	28.5	35.4	28.6	27.3	24.7	27.7
3. 1-2 hours	21.5	21.4	22.2	23.6	15.7	20.4	22.0	20.7	22.9	22.7	17.6	21.1	19.8	25.1	23.0	26.5
4. 3-5 hours	13.9	12.3	15.4	14.6	13.6	11.4	13.5	15.7	13.0	13.2	15.6	12.1	13.3	18.4	17.6	18.1
5. 6-9 hours	9.8	8.0	11.3	8.7	14.4	7.6	11.8	9.6	9.1	9.3	9.9	9.6	9.8	10.1	10.5	6.5
6. 10-19 hours	6.2	4.6	7.3	4.9	13.7	5.5	5.0	7.8	5.5	6.5	5.7	5.0	6.9	7.3	8.5	12.2
7. 20-29 hours	2.8	2.3	3.2	1.7	4.2	3.8	1.7	3.4	2.4	2.5	3.1	2.8	4.0	1.2	2.3	-
8. 30-39 hours	1.7	1.1	2.3	1.0	3.1	1.1	2.2	2.2	1.0	1.7	1.8	1.6	2.5	1.0	1.8	-
9. 40 or more	4.0	2.1	5.0	2.5	10.1	4.5	2.7	5.4	3.1	3.4	5.7	3.4	5.2	1.3	5.2	4.4
<i>Item 32590 Subject C10</i>	<i>N</i> 2119	1001	1039	1236	260	306	533	755	525	1706	335	1048	480	200	326	21
<b>E10:</b> The next questions are about some things which may have happened TO YOU while you were at school (inside or outside or in a school bus).																
During the LAST 12 MONTHS, how often . . .																
<b>E10A:</b> Has something of yours (worth under \$50) been stolen?																
1. Not at all	72.0	68.6	76.1	73.6	70.6	74.7	72.0	70.9	71.8	72.5	69.9	76.5	70.4	66.7	62.9	60.5
2. Once	18.5	20.8	16.3	17.7	18.1	17.8	17.7	18.5	19.5	18.4	18.1	16.2	20.6	22.4	21.4	11.7
3. Twice	6.6	7.4	5.3	6.1	7.8	4.7	6.6	6.9	7.1	6.3	8.3	5.3	6.7	6.8	9.8	15.1
4. 3 or 4 times	2.1	2.1	1.7	2.1	2.0	1.7	2.8	2.1	1.4	1.9	2.4	1.4	1.7	1.4	4.7	6.6
5. 5 or more times	0.9	1.0	0.6	0.5	1.4	1.1	1.0	1.5	0.1	0.8	1.3	0.6	0.6	2.7	1.2	6.1
<i>Item 9871 Subject B07, S03</i>	<i>N</i> 2134	1012	1036	1238	266	306	533	771	523	1717	334	1045	488	203	329	21



## DESCRIPTIVE RESULTS: 2011

161

QUESTIONNAIRE FORM 3 2011	TOTAL	SEX		RACE		REGION				COLLEGE PLANS?		ILLICIT DRUG USE: LIFETIME				
		M	F	White	Black	NE	NC	S	W	Yes	No	None	Mari- juana Only	Few Pills	More Pills	Any Her- oin
<i>N (Weighted No. of Cases):</i>	2472	1152	1144	1339	318	434	569	902	567	1864	372	1165	574	226	358	26
<i>% of Weighted Total:</i>	100.0	46.6	46.3	54.2	12.8	17.5	23.0	36.5	23.0	75.4	15.1	47.1	23.2	9.1	14.5	1.1
<b>E10B:</b> Has something of yours (worth over \$50) been stolen?																
1. Not at all	80.4	77.5	84.7	83.5	75.3	83.9	80.7	78.5	81.0	81.1	77.3	85.2	79.8	76.1	71.9	60.5
2. Once	12.8	15.3	10.5	12.6	12.0	9.9	13.1	13.8	13.0	13.1	12.6	10.8	14.1	14.9	16.6	8.7
3. Twice	4.2	4.9	2.6	2.8	8.2	3.9	3.2	4.7	4.8	3.7	6.6	2.4	3.8	7.4	8.0	10.8
4. 3 or 4 times	1.9	1.7	1.6	1.0	3.1	1.5	2.8	1.7	1.2	1.5	3.0	1.1	1.9	0.8	3.2	14.7
5. 5 or more times	0.7	0.6	0.7	0.2	1.4	0.9	0.2	1.3	-	0.6	0.5	0.6	0.3	0.9	0.3	5.3
<i>Item 9872 Subject B07, S03</i>	<i>N 2136</i>	<i>1012</i>	<i>1036</i>	<i>1241</i>	<i>266</i>	<i>304</i>	<i>535</i>	<i>773</i>	<i>525</i>	<i>1719</i>	<i>333</i>	<i>1048</i>	<i>488</i>	<i>203</i>	<i>328</i>	<i>21</i>
<b>E10C:</b> Has someone deliberately damaged your property (your car, clothing, etc.)?																
1. Not at all	80.2	76.3	84.7	80.8	77.7	82.7	78.4	80.9	79.4	81.5	74.6	86.7	78.6	73.3	69.8	39.2
2. Once	12.7	14.2	10.9	12.9	14.9	9.6	13.4	12.6	13.9	11.9	15.7	9.5	12.8	15.6	19.0	41.6
3. Twice	5.0	6.3	3.6	4.8	5.4	5.6	6.0	4.5	4.5	4.8	6.3	2.6	5.8	10.2	8.0	8.9
4. 3 or 4 times	1.6	2.3	0.6	1.1	1.5	1.8	1.5	1.3	1.9	1.2	2.8	0.7	2.3	0.8	2.9	3.5
5. 5 or more times	0.5	0.8	0.3	0.4	0.6	0.3	0.7	0.7	0.3	0.5	0.6	0.4	0.6	0.1	0.3	6.8
<i>Item 9873 Subject B07, S03</i>	<i>N 2135</i>	<i>1010</i>	<i>1036</i>	<i>1241</i>	<i>264</i>	<i>303</i>	<i>534</i>	<i>774</i>	<i>524</i>	<i>1716</i>	<i>334</i>	<i>1045</i>	<i>488</i>	<i>203</i>	<i>328</i>	<i>20</i>
<b>E10D:</b> Has someone injured you with a weapon (like a knife, gun, or club)?																
1. Not at all	95.2	92.4	98.3	97.2	92.1	97.1	95.1	93.5	96.6	96.2	91.1	97.2	95.9	95.2	90.7	59.4
2. Once	2.8	4.4	1.0	1.7	5.9	1.5	3.1	4.1	1.6	2.2	5.6	1.6	2.8	3.5	5.3	20.4
3. Twice	0.9	1.2	0.7	0.5	1.2	0.5	0.8	1.4	0.4	0.8	1.2	0.6	0.5	0.9	1.7	7.9
4. 3 or 4 times	0.6	1.0	-	0.2	0.7	0.3	0.6	0.1	1.3	0.4	0.8	0.1	0.6	-	1.6	6.8
5. 5 or more times	0.5	1.0	-	0.3	-	0.6	0.5	0.8	-	0.3	1.2	0.4	0.3	0.4	0.8	5.5
<i>Item 9874 Subject B07, S03</i>	<i>N 2128</i>	<i>1006</i>	<i>1035</i>	<i>1240</i>	<i>261</i>	<i>303</i>	<i>534</i>	<i>768</i>	<i>523</i>	<i>1713</i>	<i>333</i>	<i>1044</i>	<i>485</i>	<i>203</i>	<i>327</i>	<i>20</i>
<b>E10E:</b> Has someone threatened you with a weapon, but not actually injured you?																
1. Not at all	87.5	83.3	92.8	88.5	85.5	87.9	86.1	86.3	90.7	89.4	80.1	93.2	85.8	78.8	81.4	51.2
2. Once	6.8	8.9	4.5	7.0	7.4	7.6	6.6	7.8	5.0	5.9	10.5	3.8	9.2	12.2	8.8	18.7
3. Twice	2.3	2.5	1.4	1.2	3.5	1.4	2.7	2.7	1.8	1.9	2.4	1.4	2.4	3.1	2.5	11.4
4. 3 or 4 times	1.5	2.1	0.8	1.3	1.7	1.3	2.3	1.5	1.0	1.3	2.5	0.4	1.3	4.8	2.9	-
5. 5 or more times	1.8	3.2	0.5	1.9	1.8	1.8	2.3	1.8	1.5	1.4	4.6	1.1	1.3	1.1	4.4	18.6
<i>Item 9875 Subject B07, S03</i>	<i>N 2125</i>	<i>1006</i>	<i>1031</i>	<i>1241</i>	<i>259</i>	<i>303</i>	<i>531</i>	<i>769</i>	<i>522</i>	<i>1708</i>	<i>334</i>	<i>1043</i>	<i>486</i>	<i>203</i>	<i>325</i>	<i>20</i>
<b>E10F:</b> Has someone injured you on purpose without using a weapon?																
1. Not at all	87.7	84.6	91.4	88.8	88.8	87.9	88.5	88.2	86.1	89.2	82.5	92.3	87.0	82.4	80.0	47.7
2. Once	7.2	8.3	6.0	6.5	5.7	8.3	6.1	6.9	8.1	6.8	8.3	4.5	8.5	9.9	11.6	21.1
3. Twice	2.2	2.4	1.6	2.1	2.2	1.7	2.6	1.5	2.9	1.5	4.4	1.4	2.2	4.3	2.7	12.5
4. 3 or 4 times	1.1	1.8	0.4	1.2	1.7	0.9	1.6	1.0	0.9	1.0	2.0	1.0	0.6	0.4	2.6	-
5. 5 or more times	1.8	2.8	0.6	1.4	1.7	1.2	1.3	2.3	2.0	1.5	2.8	0.7	1.7	3.1	3.1	18.6
<i>Item 9876 Subject B07, S03</i>	<i>N 2129</i>	<i>1005</i>	<i>1035</i>	<i>1241</i>	<i>259</i>	<i>303</i>	<i>534</i>	<i>768</i>	<i>523</i>	<i>1711</i>	<i>334</i>	<i>1045</i>	<i>484</i>	<i>203</i>	<i>328</i>	<i>20</i>
<b>E10G:</b> Has an unarmed person threatened you with injury, but not actually injured you?																
1. Not at all	82.9	77.7	89.1	82.9	86.0	83.7	79.8	83.1	85.4	83.9	80.5	88.3	83.6	76.7	70.6	60.9
2. Once	7.5	9.1	5.8	7.0	7.6	6.8	7.9	8.7	5.7	7.2	8.9	6.0	7.6	11.0	10.0	18.4
3. Twice	3.9	4.9	2.3	4.1	3.2	4.1	5.2	3.1	3.5	3.8	2.7	2.6	3.7	4.4	7.1	-
4. 3 or 4 times	2.4	3.7	1.1	2.4	1.6	3.0	3.3	1.9	2.0	2.5	1.6	1.2	2.4	4.0	5.2	2.4
5. 5 or more times	3.3	4.6	1.8	3.6	1.6	2.5	3.8	3.2	3.3	2.7	6.3	1.9	2.7	3.9	7.1	18.3
<i>Item 9877 Subject B07, S03</i>	<i>N 2123</i>	<i>1002</i>	<i>1033</i>	<i>1239</i>	<i>259</i>	<i>302</i>	<i>533</i>	<i>766</i>	<i>521</i>	<i>1707</i>	<i>332</i>	<i>1043</i>	<i>484</i>	<i>198</i>	<i>328</i>	<i>19</i>
<b>E11:</b> Looking toward the future, how important would it be for you to have each of the following things?																
<b>E11A:</b> A new car every two or three years																
1. Not important	63.7	61.1	66.5	67.8	55.7	61.1	63.2	61.4	69.1	64.5	60.4	67.5	61.3	59.5	59.0	52.4
2. Somewhat important	24.4	25.3	23.8	24.0	24.0	24.9	26.3	25.0	21.1	24.6	24.3	22.5	26.0	30.4	25.1	22.4
3. Quite important	7.1	8.1	5.7	5.4	10.7	6.6	5.6	8.8	6.5	6.5	9.5	6.0	7.0	6.2	9.6	10.0
4. Extremely important	4.8	5.4	4.0	2.9	9.6	7.4	4.9	4.8	3.3	4.3	5.9	3.9	5.7	3.8	6.3	15.1
<i>Item 13860 Subject F01</i>	<i>N 2128</i>	<i>1007</i>	<i>1032</i>	<i>1238</i>	<i>263</i>	<i>303</i>	<i>532</i>	<i>771</i>	<i>522</i>	<i>1714</i>	<i>328</i>	<i>1044</i>	<i>485</i>	<i>203</i>	<i>326</i>	<i>19</i>



QUESTIONNAIRE FORM 3 2011	TOTAL	SEX		RACE		REGION				COLLEGE PLANS?		ILLICIT DRUG USE: LIFETIME				
		M	F	White	Black	NE	NC	S	W	Yes	No	None	Mari- juana Only	Few Pills	More Pills	Any Her- oin
<i>N (Weighted No. of Cases):</i>	2472	1152	1144	1339	318	434	569	902	567	1864	372	1165	574	226	358	26
<i>% of Weighted Total:</i>	100.0	46.6	46.3	54.2	12.8	17.5	23.0	36.5	23.0	75.4	15.1	47.1	23.2	9.1	14.5	1.1
<b>E11B:</b> Clothes in the latest style																
1. Not important	28.6	35.6	21.2	32.4	23.1	31.2	28.5	27.9	28.2	27.2	37.2	31.9	24.3	26.9	23.0	44.6
2. Somewhat important	37.1	38.0	37.2	38.4	29.8	30.8	42.6	32.6	41.9	37.5	35.4	37.2	36.8	38.6	40.1	31.6
3. Quite important	23.4	17.5	29.4	21.2	27.7	25.9	18.5	25.9	23.2	24.4	17.6	21.3	27.2	22.8	25.1	8.7
4. Extremely important	10.9	9.0	12.1	8.0	19.4	12.2	10.4	13.6	6.7	10.9	9.8	9.7	11.7	11.8	11.8	15.1
<i>Item 13870 Subject F01</i>	<i>N 2127</i>	<i>1007</i>	<i>1031</i>	<i>1237</i>	<i>263</i>	<i>302</i>	<i>533</i>	<i>770</i>	<i>522</i>	<i>1713</i>	<i>328</i>	<i>1044</i>	<i>485</i>	<i>203</i>	<i>326</i>	<i>19</i>
<b>E11C:</b> A house of my own (instead of an apartment or condominium)																
1. Not important	12.3	13.5	11.1	11.7	17.1	10.9	11.4	15.5	9.4	11.3	15.4	10.7	13.7	14.2	11.1	22.8
2. Somewhat important	20.6	19.6	21.6	21.5	19.4	21.3	21.1	17.1	25.0	20.4	23.9	21.0	21.2	22.6	19.4	12.2
3. Quite important	32.9	31.4	34.5	36.5	20.0	32.3	34.7	31.1	34.2	33.6	29.4	34.5	30.2	34.6	33.0	16.9
4. Extremely important	34.1	35.6	32.8	30.3	43.5	35.5	32.7	36.2	31.5	34.7	31.2	33.9	34.9	28.6	36.6	48.1
<i>Item 13880 Subject F01</i>	<i>N 2117</i>	<i>1002</i>	<i>1028</i>	<i>1232</i>	<i>261</i>	<i>301</i>	<i>526</i>	<i>769</i>	<i>522</i>	<i>1704</i>	<i>327</i>	<i>1035</i>	<i>484</i>	<i>203</i>	<i>326</i>	<i>19</i>
<b>E11D:</b> Lots of space around my house, a big yard																
1. Not important	18.0	18.2	17.8	16.8	26.0	16.5	17.3	20.5	15.9	17.0	21.2	16.6	19.2	20.0	14.4	37.1
2. Somewhat important	30.2	28.5	31.8	31.2	26.8	32.0	30.8	26.7	33.5	31.4	27.0	32.4	29.4	27.3	27.8	23.6
3. Quite important	30.4	30.5	30.4	32.4	23.0	27.7	29.0	31.0	32.3	30.6	27.0	30.4	30.0	34.1	30.8	23.9
4. Extremely important	21.5	22.9	20.0	19.5	24.3	23.8	22.9	21.7	18.2	21.0	24.8	20.6	21.4	18.5	27.0	15.4
<i>Item 13890 Subject F01</i>	<i>N 2118</i>	<i>1003</i>	<i>1028</i>	<i>1232</i>	<i>261</i>	<i>300</i>	<i>529</i>	<i>768</i>	<i>522</i>	<i>1706</i>	<i>326</i>	<i>1039</i>	<i>484</i>	<i>201</i>	<i>325</i>	<i>19</i>
<b>E11E:</b> A vacation house																
1. Not important	62.2	59.0	65.9	65.2	56.8	59.3	65.7	58.7	65.6	61.7	65.3	65.2	62.0	59.3	54.7	64.6
2. Somewhat important	21.3	22.5	20.1	21.1	18.9	21.3	19.0	22.2	22.3	21.8	17.9	19.2	22.0	20.8	27.6	26.9
3. Quite important	9.2	11.1	7.1	8.9	10.0	10.0	8.1	10.6	7.9	9.3	9.4	8.5	10.1	12.1	9.0	-
4. Extremely important	7.3	7.3	6.9	4.8	14.3	9.3	7.3	8.5	4.2	7.1	7.3	7.0	6.0	7.8	8.7	8.5
<i>Item 13930 Subject F01</i>	<i>N 2120</i>	<i>1005</i>	<i>1029</i>	<i>1233</i>	<i>263</i>	<i>300</i>	<i>529</i>	<i>770</i>	<i>522</i>	<i>1709</i>	<i>325</i>	<i>1041</i>	<i>483</i>	<i>203</i>	<i>325</i>	<i>19</i>
<b>E11F:</b> A motor-powered, recreational vehicle (powerboat, snowmobile, etc.)																
1. Not important	60.7	53.9	68.3	56.3	67.2	63.3	55.2	61.0	64.2	63.1	50.2	64.0	61.7	59.8	50.1	49.6
2. Somewhat important	20.0	21.7	18.0	22.4	14.1	16.1	21.0	20.9	19.7	19.5	22.3	18.5	20.4	22.7	23.1	18.1
3. Quite important	10.7	12.4	8.4	12.8	7.2	11.2	14.7	9.3	8.6	9.7	14.0	10.5	11.0	7.5	12.3	23.8
4. Extremely important	8.7	11.9	5.3	8.5	11.6	9.4	9.2	8.9	7.4	7.7	13.5	7.0	6.8	10.0	14.5	8.5
<i>Item 13940 Subject F01</i>	<i>N 2115</i>	<i>1000</i>	<i>1028</i>	<i>1232</i>	<i>259</i>	<i>300</i>	<i>528</i>	<i>766</i>	<i>522</i>	<i>1704</i>	<i>326</i>	<i>1038</i>	<i>484</i>	<i>201</i>	<i>325</i>	<i>19</i>
<b>E12:</b> When (if ever) did you FIRST do each of the following things? Don't count anything you took because a doctor told you to.																
<b>E12A:</b> Smoke cigarettes on a daily basis																
8. Never	84.3	83.8	85.9	81.4	94.7	82.7	81.9	85.4	86.2	87.4	70.4	97.5	84.3	74.6	51.6	18.5
1. Grade 6 or below	1.0	0.7	0.6	0.6	-	1.0	0.8	1.4	0.6	0.7	1.6	0.3	0.7	0.4	3.5	-
2. Grade 7	0.9	0.9	0.8	0.8	0.7	0.7	0.7	0.9	1.1	0.4	3.4	0.1	1.2	1.5	2.2	10.2
3. Grade 8	1.4	1.5	1.0	1.5	0.3	0.9	1.4	1.9	1.0	1.2	2.2	0.1	1.3	2.2	4.3	20.0
4. Grade 9 (Freshman)	3.2	2.8	3.6	4.3	0.3	3.4	3.0	2.9	3.8	2.3	7.4	0.6	2.9	4.7	10.4	30.0
5. Grade 10 (Sophomore)	3.3	3.3	3.6	4.0	0.9	3.3	4.9	2.5	2.9	2.8	6.3	-	3.2	8.4	11.2	14.8
6. Grade 11 (Junior)	2.8	4.1	1.6	3.6	2.1	3.6	4.3	2.4	1.6	2.3	5.8	0.7	3.1	3.0	9.1	6.6
7. Grade 12 (Senior)	3.0	2.8	2.9	3.8	1.0	4.4	2.9	2.7	2.7	2.8	2.8	0.8	3.3	5.2	7.7	-
<i>Item 5570 Subject A01g</i>	<i>N 2023</i>	<i>953</i>	<i>983</i>	<i>1186</i>	<i>241</i>	<i>285</i>	<i>511</i>	<i>721</i>	<i>506</i>	<i>1629</i>	<i>307</i>	<i>1007</i>	<i>455</i>	<i>186</i>	<i>309</i>	<i>18</i>
<b>E12B:</b> Try an alcoholic beverage—more than just a few sips																
8. Never	29.6	33.1	26.0	27.3	38.1	29.7	24.8	33.2	29.0	30.8	21.5	52.6	7.7	9.9	4.7	-
1. Grade 6 or below	4.9	5.7	3.7	3.9	6.2	2.9	5.1	4.7	6.0	3.9	8.4	2.6	4.9	5.5	9.7	25.1
2. Grade 7	5.8	5.5	5.9	5.7	4.5	4.9	6.8	5.2	6.2	5.3	8.8	1.9	8.6	6.2	12.3	21.1
3. Grade 8	10.8	10.7	11.1	11.0	7.7	10.8	11.2	10.2	11.2	10.8	11.0	4.7	12.5	20.7	20.5	22.8
4. Grade 9 (Freshman)	16.6	15.0	18.4	17.3	11.3	19.1	15.9	16.2	16.3	16.1	20.5	9.6	21.5	22.1	26.9	17.3
5. Grade 10 (Sophomore)	13.8	13.3	14.7	16.6	7.9	17.3	14.6	11.8	14.0	14.2	12.4	9.5	21.7	16.9	14.5	13.8
6. Grade 11 (Junior)	12.1	10.4	14.2	12.3	15.5	6.1	15.2	11.8	12.8	12.8	9.6	11.1	16.0	14.8	9.1	-
7. Grade 12 (Senior)	6.4	6.3	6.1	5.9	8.8	9.2	6.4	6.9	4.4	6.0	7.8	8.0	7.0	4.0	2.3	-
<i>Item 5580 Subject A01g</i>	<i>N 1898</i>	<i>888</i>	<i>933</i>	<i>1145</i>	<i>215</i>	<i>268</i>	<i>477</i>	<i>678</i>	<i>475</i>	<i>1532</i>	<i>289</i>	<i>909</i>	<i>434</i>	<i>189</i>	<i>302</i>	<i>19</i>



DESCRIPTIVE RESULTS: 2011

163

QUESTIONNAIRE FORM 3 2011	TOTAL	SEX		RACE		REGION				COLLEGE PLANS?		ILLICIT DRUG USE: LIFETIME				
		M	F	White	Black	NE	NC	S	W	Yes	No	None	Mari- juana Only	Few Pills	More Pills	Any Her- oin
<i>N (Weighted No. of Cases):</i>	2472	1152	1144	1339	318	434	569	902	567	1864	372	1165	574	226	358	26
<i>% of Weighted Total:</i>	100.0	46.6	46.3	54.2	12.8	17.5	23.0	36.5	23.0	75.4	15.1	47.1	23.2	9.1	14.5	1.1
<b>E12C: Try marijuana or hashish</b>																
8. Never	55.8	53.4	59.0	54.5	58.3	55.0	56.6	57.5	53.0	57.3	48.2	100.0	-	27.1	11.6	-
1. Grade 6 or below	1.9	2.2	1.0	1.1	1.7	0.7	1.8	2.5	1.9	1.0	5.8	-	1.9	1.4	7.7	-
2. Grade 7	3.0	3.7	2.4	2.8	1.4	2.1	1.6	2.6	5.4	2.2	6.9	-	4.0	4.6	8.9	20.2
3. Grade 8	5.6	6.3	4.8	5.4	7.2	6.3	4.9	6.1	5.2	5.5	7.3	-	8.6	9.2	16.1	41.2
4. Grade 9 (Freshman)	9.2	9.9	8.7	10.9	5.9	11.9	9.1	8.1	9.4	8.4	13.0	-	15.8	21.6	21.3	20.5
5. Grade 10 (Sophomore)	9.6	10.8	8.4	10.3	10.0	9.7	9.3	9.5	10.1	10.0	8.8	-	24.3	15.5	18.0	3.8
6. Grade 11 (Junior)	8.2	8.4	8.1	8.8	7.1	7.0	9.1	7.6	8.8	8.8	5.8	-	23.3	13.5	10.9	-
7. Grade 12 (Senior)	6.7	5.3	7.5	6.3	8.4	7.3	7.6	6.1	6.2	6.8	4.3	-	21.9	7.0	5.6	14.3
<i>Item 5590 Subject A01g</i>	<i>N</i>	<i>2005</i>	<i>931</i>	<i>987</i>	<i>1185</i>	<i>285</i>	<i>510</i>	<i>717</i>	<i>492</i>	<i>1616</i>	<i>303</i>	<i>1011</i>	<i>432</i>	<i>190</i>	<i>311</i>	<i>18</i>
<b>E12D: Try LSD</b>																
8. Never	96.7	96.0	97.9	95.7	99.2	95.6	96.6	97.3	96.6	97.2	95.5	100.0	100.0	95.4	86.1	34.9
1. Grade 6 or below	0.1	-	-	-	-	-	-	0.2	-	-	-	-	-	-	-	-
2. Grade 7	*	-	0.1	0.1	-	-	-	-	0.1	*	-	-	-	-	0.2	-
3. Grade 8	0.2	0.1	0.2	0.2	-	-	-	0.5	0.3	0.2	-	-	-	-	-	21.5
4. Grade 9 (Freshman)	0.3	0.4	0.3	0.5	-	0.4	0.3	0.3	0.4	0.2	1.2	-	-	0.4	1.6	8.9
5. Grade 10 (Sophomore)	0.7	0.8	0.7	1.0	-	1.1	0.9	0.4	0.7	0.6	1.6	-	-	1.5	2.4	22.7
6. Grade 11 (Junior)	1.2	1.8	0.6	1.6	0.8	1.5	1.9	1.0	0.5	1.2	0.6	-	-	1.1	6.5	12.0
7. Grade 12 (Senior)	0.8	1.0	0.2	1.0	-	1.5	0.4	0.3	1.4	0.6	1.1	-	-	1.6	3.1	-
<i>Item 5600 Subject A01g</i>	<i>N</i>	<i>2062</i>	<i>974</i>	<i>1002</i>	<i>1201</i>	<i>289</i>	<i>522</i>	<i>743</i>	<i>508</i>	<i>1661</i>	<i>315</i>	<i>1018</i>	<i>478</i>	<i>198</i>	<i>305</i>	<i>15</i>
<b>E12E: Try any hallucinogen other than LSD</b>																
8. Never	93.9	92.3	96.0	92.4	99.0	93.9	94.6	95.1	91.6	95.5	88.0	100.0	100.0	88.6	71.4	26.6
1. Grade 6 or below	0.2	0.3	-	-	-	-	0.5	0.2	-	-	0.8	-	-	-	0.8	-
2. Grade 7	*	-	-	-	-	0.2	-	-	-	-	-	-	-	-	-	-
3. Grade 8	0.5	0.6	0.3	0.5	-	-	0.8	0.5	0.6	0.5	0.9	-	-	-	2.8	15.8
4. Grade 9 (Freshman)	0.6	1.0	0.2	0.7	-	0.5	0.5	0.7	0.7	0.2	2.3	-	-	0.8	3.0	9.0
5. Grade 10 (Sophomore)	1.5	1.4	1.5	1.9	-	2.1	0.6	1.2	2.6	1.1	3.9	-	-	-	8.7	26.6
6. Grade 11 (Junior)	2.0	2.5	1.6	3.1	0.4	2.5	2.2	1.5	2.3	1.9	2.2	-	-	5.6	9.3	17.4
7. Grade 12 (Senior)	1.2	1.9	0.3	1.5	0.5	1.0	0.9	0.8	2.3	0.9	2.0	-	-	5.0	3.9	4.6
<i>Item 5610 Subject A01g</i>	<i>N</i>	<i>2050</i>	<i>961</i>	<i>1003</i>	<i>1191</i>	<i>289</i>	<i>516</i>	<i>742</i>	<i>504</i>	<i>1651</i>	<i>313</i>	<i>1021</i>	<i>480</i>	<i>188</i>	<i>299</i>	<i>15</i>
<b>E12F: Try amphetamines</b>																
8. Never	93.5	93.6	94.3	92.1	98.7	94.9	93.1	92.2	95.0	94.2	91.6	100.0	100.0	90.2	57.3	36.6
1. Grade 6 or below	0.2	0.1	0.1	0.1	-	0.3	0.1	0.3	0.1	0.1	0.2	-	-	-	0.8	4.6
2. Grade 7	0.2	0.1	0.4	0.2	0.5	0.2	0.4	0.3	-	0.2	0.4	-	-	-	1.9	-
3. Grade 8	0.9	0.7	0.7	0.8	0.3	0.2	1.4	1.0	0.5	0.6	1.8	-	-	0.3	6.2	6.7
4. Grade 9 (Freshman)	1.4	0.8	1.9	2.1	0.3	1.1	0.7	2.1	1.2	1.2	2.5	-	-	4.2	7.7	22.0
5. Grade 10 (Sophomore)	1.2	0.6	1.7	1.4	-	0.9	2.0	1.1	0.9	1.0	2.2	-	-	-	9.0	21.7
6. Grade 11 (Junior)	1.5	2.4	0.6	2.2	-	1.5	1.7	1.5	1.4	1.6	0.4	-	-	1.3	11.4	8.5
7. Grade 12 (Senior)	1.1	1.7	0.2	1.1	0.2	1.0	0.7	1.5	1.0	1.0	0.9	-	-	4.0	5.8	-
<i>Item 5620 Subject A01g</i>	<i>N</i>	<i>1928</i>	<i>910</i>	<i>941</i>	<i>1106</i>	<i>280</i>	<i>481</i>	<i>698</i>	<i>469</i>	<i>1556</i>	<i>294</i>	<i>1019</i>	<i>479</i>	<i>143</i>	<i>224</i>	<i>15</i>
<b>E12G: Try quaaludes</b>																
8. Never	98.8	99.0	99.4	99.1	99.0	97.7	99.6	98.6	98.9	99.2	98.7	100.0	100.0	99.4	97.1	67.5
1. Grade 6 or below	0.1	*	-	*	-	-	-	0.3	0.1	-	-	-	-	-	0.1	-
2. Grade 7	-	-	-	-	-	-	-	-	-	-	-	-	-	-	-	-
3. Grade 8	0.3	0.2	0.3	0.3	0.3	0.3	0.1	0.2	0.7	0.3	0.6	-	-	-	1.4	12.8
4. Grade 9 (Freshman)	0.2	0.4	-	0.2	-	-	-	0.4	0.3	0.1	0.7	-	-	-	0.3	14.7
5. Grade 10 (Sophomore)	0.1	0.1	0.1	0.1	-	0.8	-	-	-	0.1	-	-	-	-	0.3	5.0
6. Grade 11 (Junior)	0.1	0.2	0.1	0.2	-	0.3	0.1	0.1	-	0.1	-	-	-	-	0.8	-
7. Grade 12 (Senior)	0.3	*	0.1	-	0.6	0.9	0.1	0.4	-	0.1	-	-	-	0.6	0.2	-
<i>Item 5630 Subject A01g</i>	<i>N</i>	<i>2087</i>	<i>983</i>	<i>1013</i>	<i>1214</i>	<i>293</i>	<i>523</i>	<i>758</i>	<i>513</i>	<i>1679</i>	<i>321</i>	<i>1019</i>	<i>480</i>	<i>201</i>	<i>319</i>	<i>18</i>
<b>E12H: Try sedatives/barbiturates</b>																
8. Never	95.1	96.0	95.3	95.0	97.8	95.3	94.9	94.4	96.1	95.8	93.7	100.0	100.0	92.9	73.8	42.7
1. Grade 6 or below	0.1	-	-	-	-	-	-	0.2	-	-	-	-	-	-	-	-
2. Grade 7	0.4	0.2	0.5	0.5	-	0.2	0.4	0.5	0.4	0.2	1.2	-	-	-	2.8	-
3. Grade 8	0.6	0.5	0.5	0.6	0.7	-	0.5	0.8	0.6	0.6	0.5	-	-	1.8	2.7	7.6
4. Grade 9 (Freshman)	0.8	0.7	0.9	0.9	0.3	0.8	0.6	1.0	0.9	0.6	2.4	-	-	1.4	3.6	24.2
5. Grade 10 (Sophomore)	1.4	1.3	1.5	1.6	0.5	1.2	2.0	1.6	0.8	1.3	1.3	-	-	0.7	8.9	21.6
6. Grade 11 (Junior)	0.7	0.7	0.6	0.8	0.5	0.9	0.8	0.7	0.7	0.8	0.2	-	-	2.0	3.7	3.9
7. Grade 12 (Senior)	0.9	0.6	0.7	0.7	0.2	1.6	0.9	0.8	0.5	0.7	0.8	-	-	1.2	4.5	-
<i>Item 5645 Subject A01g</i>	<i>N</i>	<i>2002</i>	<i>937</i>	<i>980</i>	<i>1164</i>	<i>285</i>	<i>507</i>	<i>717</i>	<i>494</i>	<i>1624</i>	<i>292</i>	<i>1022</i>	<i>478</i>	<i>175</i>	<i>258</i>	<i>18</i>

\*=less than .05 percent.



QUESTIONNAIRE FORM 3 2011	TOTAL	SEX		RACE		REGION				COLLEGE PLANS?		ILLCIT DRUG USE: LIFETIME				
		M	F	White	Black	NE	NC	S	W	Yes	No	None	Mari- juana Only	Few Pills	More Pills	Any Her- oin
<i>N (Weighted No. of Cases):</i>	2472	1152	1144	1339	318	434	569	902	567	1864	372	1165	574	226	358	26
<i>% of Weighted Total:</i>	100.0	46.6	46.3	54.2	12.8	17.5	23.0	36.5	23.0	75.4	15.1	47.1	23.2	9.1	14.5	1.1
<b>E12I: Try tranquilizers</b>																
8. Never	95.8	95.9	96.4	94.9	98.1	95.9	95.8	95.3	96.5	96.7	93.8	100.0	100.0	98.9	71.8	54.6
1. Grade 6 or below	0.1	-	0.1	-	0.3	-	-	0.3	0.1	*	0.1	-	-	0.6	-	-
2. Grade 7	0.1	0.1	0.1	-	0.5	-	-	0.2	0.1	-	0.6	-	-	-	0.7	-
3. Grade 8	0.5	0.3	0.5	0.8	-	0.3	0.1	0.8	0.7	0.4	0.9	-	-	-	3.4	13.6
4. Grade 9 (Freshman)	0.9	0.8	0.9	1.2	-	0.4	0.3	1.5	0.8	0.6	2.1	-	-	-	6.1	9.2
5. Grade 10 (Sophomore)	1.2	1.3	1.0	1.6	0.7	1.2	2.1	0.8	0.9	1.2	0.8	-	-	-	9.1	14.4
6. Grade 11 (Junior)	0.8	0.9	0.7	1.0	0.3	0.5	1.3	0.7	0.4	0.7	1.2	-	-	-	5.8	8.2
7. Grade 12 (Senior)	0.6	0.8	0.1	0.6	0.2	1.7	0.4	0.4	0.5	0.3	0.6	-	-	0.5	3.1	-
<i>Item 5650 Subject A01g</i>	<i>N</i> 1963	921	961	1134	243	276	494	711	484	1580	299	1019	477	163	242	14
<b>E12J: Try cocaine</b>																
8. Never	94.0	93.6	95.3	93.6	98.7	94.3	94.9	93.5	93.7	95.3	88.9	100.0	100.0	95.2	69.9	15.7
1. Grade 6 or below	0.1	0.1	-	-	-	-	-	0.4	-	*	-	-	-	-	-	3.7
2. Grade 7	0.3	0.1	0.5	0.1	-	0.5	0.7	0.1	0.3	0.3	-	-	-	-	1.8	-
3. Grade 8	0.6	0.5	0.6	0.4	-	-	0.6	0.6	0.9	0.3	1.9	-	-	-	3.1	12.7
4. Grade 9 (Freshman)	1.1	1.0	1.2	1.6	-	1.0	0.1	1.6	1.6	0.6	4.1	-	-	1.0	5.1	29.6
5. Grade 10 (Sophomore)	1.3	2.0	0.7	1.5	0.3	2.5	0.3	1.2	1.7	1.2	2.1	-	-	-	8.0	11.3
6. Grade 11 (Junior)	1.3	1.8	0.6	1.5	0.8	0.6	1.8	1.5	0.9	1.2	1.6	-	-	2.3	5.5	26.9
7. Grade 12 (Senior)	1.3	1.0	1.1	1.4	0.2	1.2	1.6	1.2	1.0	1.0	1.3	-	-	1.5	6.6	-
<i>Item 5660 Subject A01g</i>	<i>N</i> 2070	974	1010	1204	250	290	521	748	510	1666	317	1018	479	194	310	18
<b>E12K: Try heroin</b>																
8. Never	98.8	98.9	99.2	98.9	99.5	98.4	99.4	98.3	99.1	99.1	99.1	100.0	100.0	100.0	100.0	-
1. Grade 6 or below	0.1	0.1	-	-	-	-	-	0.4	-	*	-	-	-	-	-	3.6
2. Grade 7	*	-	0.1	-	-	-	-	-	0.2	0.1	-	-	-	-	-	5.3
3. Grade 8	0.1	-	0.1	0.1	-	0.2	-	-	0.3	0.1	-	-	-	-	-	7.1
4. Grade 9 (Freshman)	0.4	0.3	0.4	0.5	-	0.2	0.5	0.6	-	0.3	0.4	-	-	-	-	35.9
5. Grade 10 (Sophomore)	0.1	0.2	-	0.2	-	0.3	-	-	0.3	0.1	-	-	-	-	-	12.0
6. Grade 11 (Junior)	0.2	0.3	*	0.1	0.5	-	0.1	0.4	0.1	0.1	0.5	-	-	-	-	23.3
7. Grade 12 (Senior)	0.2	0.1	0.1	0.2	-	0.9	-	0.3	-	0.1	-	-	-	-	-	12.9
<i>Item 5670 Subject A01g</i>	<i>N</i> 2079	979	1013	1209	250	292	522	755	510	1672	319	1016	480	201	313	19
<b>E12L: Try any narcotic other than heroin</b>																
8. Never	94.8	94.7	95.7	94.2	97.4	94.3	94.2	95.5	94.5	95.6	92.3	100.0	100.0	91.4	61.9	32.9
1. Grade 6 or below	0.1	-	-	-	-	-	-	0.2	-	-	-	-	-	-	-	-
2. Grade 7	0.1	0.1	0.2	0.2	-	0.3	0.1	0.1	-	0.1	0.3	-	-	-	1.3	-
3. Grade 8	0.5	0.3	0.4	0.6	0.5	0.5	0.6	0.4	0.5	0.4	0.9	-	-	-	3.4	15.5
4. Grade 9 (Freshman)	1.2	0.9	1.4	1.3	-	0.5	0.8	1.0	2.4	1.0	2.1	-	-	1.9	9.2	17.8
5. Grade 10 (Sophomore)	1.3	1.3	1.4	1.5	0.8	2.1	1.6	1.0	1.2	1.3	1.2	-	-	3.2	9.9	9.1
6. Grade 11 (Junior)	1.2	1.7	0.6	1.7	0.5	0.5	2.0	0.7	1.4	0.9	2.8	-	-	2.4	8.6	17.0
7. Grade 12 (Senior)	0.8	0.9	0.3	0.5	0.7	1.8	0.6	1.2	0.1	0.8	0.4	-	-	1.0	5.8	7.8
<i>Item 5680 Subject A01g</i>	<i>N</i> 1886	887	916	1080	236	269	466	691	459	1524	282	1017	479	142	185	15
<b>E12M: Try inhalants</b>																
8. Never	95.4	95.4	96.2	95.5	97.4	96.4	94.4	95.6	95.7	96.3	92.6	99.4	97.7	93.5	82.7	61.1
1. Grade 6 or below	0.5	0.2	0.5	0.2	0.3	0.2	0.7	0.5	0.3	0.3	0.3	0.3	-	1.5	0.7	-
2. Grade 7	0.4	0.4	0.5	0.2	0.8	0.2	0.1	0.5	0.7	0.4	0.6	0.1	0.5	-	1.5	4.1
3. Grade 8	0.8	0.6	1.0	1.1	-	-	1.4	0.7	0.9	0.6	1.9	-	1.3	1.6	2.0	8.1
4. Grade 9 (Freshman)	0.7	0.6	0.9	0.7	-	1.1	0.5	0.6	0.9	0.7	0.9	-	-	0.4	4.9	-
5. Grade 10 (Sophomore)	0.6	0.9	0.2	0.5	0.5	0.9	0.6	0.8	-	0.4	1.0	-	-	-	2.2	19.7
6. Grade 11 (Junior)	0.7	0.8	0.6	0.6	0.8	-	1.0	0.5	0.9	0.5	2.0	0.3	0.4	1.0	2.0	7.0
7. Grade 12 (Senior)	0.9	1.2	0.2	1.1	0.2	1.2	1.2	0.8	0.6	0.7	0.8	-	-	2.0	4.0	-
<i>Item 5685 Subject A01g</i>	<i>N</i> 1978	940	955	1158	239	280	493	724	481	1610	285	993	456	183	282	17
<b>E12N: Smoke your first cigarette</b>																
8. Never	63.8	63.4	65.3	59.7	82.3	64.1	59.0	65.2	66.2	67.1	44.9	89.5	52.0	38.4	17.8	3.4
1. Grade 6 or below	5.4	6.2	3.4	5.4	3.2	3.7	5.1	6.8	4.7	4.2	9.8	1.2	6.1	9.1	13.6	39.7
2. Grade 7	5.2	5.6	5.0	5.2	3.1	5.6	5.2	5.2	5.2	4.2	12.1	0.5	6.2	8.7	15.1	33.8
3. Grade 8	4.8	4.8	4.8	5.6	1.9	3.4	6.7	5.3	3.0	4.4	7.3	1.0	5.8	6.8	13.6	9.5
4. Grade 9 (Freshman)	6.1	5.2	7.2	7.4	1.9	4.9	7.2	5.4	6.6	5.5	10.7	2.1	5.9	14.4	14.2	13.6
5. Grade 10 (Sophomore)	6.5	6.2	6.4	7.7	2.1	7.7	8.4	5.1	5.9	6.4	7.2	2.6	9.3	8.5	13.6	-
6. Grade 11 (Junior)	4.3	5.2	3.9	4.7	4.2	5.2	4.0	3.9	4.8	4.3	5.4	1.0	8.9	8.0	7.3	-
7. Grade 12 (Senior)	3.8	3.3	4.1	4.4	1.4	5.3	4.3	3.0	3.5	3.9	2.7	2.1	5.8	6.1	4.7	-
<i>Item 5575 Subject A01g</i>	<i>N</i> 1925	889	956	1138	228	271	485	683	485	1556	287	956	416	186	304	17

\*= $\leq$  .05 percent.



DESCRIPTIVE RESULTS: 2011

165

QUESTIONNAIRE FORM 3 2011	TOTAL	SEX		RACE		REGION				COLLEGE PLANS?		ILLICIT DRUG USE: LIFETIME				
		M	F	White	Black	NE	NC	S	W	Yes	No	None	Mari- juana Only	Few Pills	More Pills	Any Her- oin
<i>N (Weighted No. of Cases):</i>	2472	1152	1144	1339	318	434	569	902	567	1864	372	1165	574	226	358	26
<i>% of Weighted Total:</i>	100.0	46.6	46.3	54.2	12.8	17.5	23.0	36.5	23.0	75.4	15.1	47.1	23.2	9.1	14.5	1.1
<b>E12O:</b> Try smokeless tobacco (snuff, plug, chewing tobacco, snus, dissolvable tobacco)																
8. Never	83.3	75.9	92.2	77.4	95.0	85.9	77.2	85.1	85.4	86.3	69.6	94.9	80.6	74.9	58.9	37.6
1. Grade 6 or below	1.6	2.0	0.4	1.9	0.4	0.3	1.1	2.7	1.3	0.9	3.8	0.5	1.5	1.9	5.0	-
2. Grade 7	0.9	2.0	-	1.1	0.5	1.4	1.5	1.0	-	0.4	4.3	0.4	1.5	0.2	1.8	14.7
3. Grade 8	1.3	1.6	0.8	1.7	0.4	0.3	2.4	1.3	0.6	1.2	2.0	0.3	1.4	2.5	2.5	16.6
4. Grade 9 (Freshman)	4.2	7.3	1.2	5.9	0.7	2.0	5.8	4.3	3.5	3.7	6.7	1.2	3.2	9.1	12.1	-
5. Grade 10 (Sophomore)	3.3	5.2	1.4	5.2	0.4	3.7	5.8	1.6	3.2	3.1	4.4	1.3	4.2	3.4	8.5	16.3
6. Grade 11 (Junior)	3.2	4.5	1.8	4.4	0.9	3.6	3.1	2.2	4.3	2.7	6.2	1.0	4.6	4.3	7.1	-
7. Grade 12 (Senior)	2.2	1.5	2.2	2.4	1.6	2.8	3.1	1.7	1.6	1.8	3.0	0.5	3.0	3.8	4.2	14.8
<i>Item 5576 Subject A01g</i>	<i>N</i> 2085	981	1012	1214	253	292	522	758	513	1674	324	1018	480	201	319	18
<b>E12P:</b> Drink enough to feel drunk or very high																
8. Never	51.8	51.7	52.2	46.7	65.9	50.4	47.5	55.0	52.1	53.6	41.5	77.4	32.1	29.5	14.1	-
1. Grade 6 or below	1.6	2.0	0.6	1.5	0.8	1.1	1.4	1.7	2.0	1.0	3.1	0.4	1.4	1.7	4.8	12.7
2. Grade 7	2.4	2.9	1.8	2.7	0.4	1.8	3.1	1.9	2.9	2.2	3.8	0.4	1.5	2.3	9.4	12.3
3. Grade 8	5.7	6.5	4.8	6.4	2.5	5.0	6.7	5.0	6.0	5.3	8.2	0.9	7.1	10.7	13.9	28.2
4. Grade 9 (Freshman)	11.4	11.5	11.5	14.4	3.6	15.2	11.1	10.7	10.7	10.8	15.8	4.0	13.0	21.7	26.2	28.2
5. Grade 10 (Sophomore)	10.4	10.9	10.3	12.9	4.9	13.0	9.8	10.2	9.8	11.0	8.7	4.8	17.4	13.2	17.8	4.8
6. Grade 11 (Junior)	9.6	8.2	11.3	9.4	11.4	6.8	11.1	9.3	10.1	9.6	9.9	4.7	18.8	12.3	10.4	13.8
7. Grade 12 (Senior)	7.1	6.3	7.5	6.2	10.5	6.6	9.4	6.2	6.4	6.6	9.1	7.3	8.7	8.5	3.5	-
<i>Item 5585 Subject A01g</i>	<i>N</i> 2059	965	1005	1200	247	289	513	751	506	1656	317	1010	472	195	314	19
<b>E12Q:</b> Try "crack" cocaine, specifically																
8. Never	98.4	98.2	99.3	98.7	99.0	98.0	98.7	98.0	98.7	99.1	96.6	100.0	100.0	98.9	94.2	50.5
1. Grade 6 or below	0.2	-	0.2	0.1	-	0.3	-	0.2	0.2	0.1	-	-	-	-	0.3	6.5
2. Grade 7	0.1	-	0.1	-	-	-	-	0.2	-	-	0.2	-	-	-	0.2	-
3. Grade 8	0.1	-	0.1	0.1	-	-	-	-	0.3	0.1	-	-	-	-	-	8.8
4. Grade 9 (Freshman)	0.3	0.5	-	0.3	-	-	-	0.6	0.4	0.2	1.1	-	-	-	1.6	8.6
5. Grade 10 (Sophomore)	0.4	0.7	0.2	0.3	0.5	0.3	0.6	0.6	-	0.2	1.7	-	-	0.7	1.3	22.5
6. Grade 11 (Junior)	0.1	0.1	*	0.2	-	-	-	0.3	0.1	0.1	0.4	-	-	-	0.7	3.1
7. Grade 12 (Senior)	0.4	0.5	0.1	0.3	0.5	1.3	0.7	-	0.3	0.2	-	-	-	0.4	1.6	-
<i>Item 5661 Subject A01g</i>	<i>N</i> 2060	972	1003	1200	248	289	522	745	505	1660	313	1019	476	199	301	15

\*=less than .05 percent.



QUESTIONNAIRE FORM 4 2011	TOTAL	SEX		RACE		REGION				COLLEGE PLANS?		ILLCIT DRUG USE: LIFETIME				
		M	F	White	Black	NE	NC	S	W	Yes	No	None	Mari- juana Only	Few Pills	More Pills	Any Her- oin
<i>N (Weighted No. of Cases):</i>	2459	1101	1160	1329	329	430	571	902	557	1888	375	1151	598	242	314	32
<i>% of Weighted Total:</i>	100.0	44.8	47.2	54.0	13.4	17.5	23.2	36.7	22.6	76.8	15.2	46.8	24.3	9.8	12.8	1.3
<b>A01:</b> Taking all things together, how would you say things are these days—would you say you're very happy, pretty happy, or not too happy these days?																
3. Very happy	22.6	24.9	20.0	25.8	15.6	24.3	21.0	22.3	23.5	23.6	16.5	26.1	19.9	22.3	15.0	27.7
2. Pretty happy	63.2	61.6	65.9	64.3	62.3	61.7	66.5	62.6	61.7	62.7	68.4	61.1	67.2	65.8	64.8	40.2
1. Not too happy	14.2	13.5	14.1	9.9	22.1	14.0	12.5	15.0	14.7	13.6	15.1	12.8	12.9	11.9	20.2	32.1
<i>Item 1190 Subject P01, Q01</i>	<i>N</i> 2446	1098	1159	1328	329	430	568	895	553	1886	374	1149	598	241	314	31
<b>A02:</b> Looking ahead to the next five years, do you think that things in this country will get better or worse?																
1. Get much better	3.7	4.0	3.2	3.0	7.0	2.5	3.1	5.1	2.9	3.2	4.0	3.9	3.2	3.4	2.5	18.3
2. Get somewhat better	28.2	29.6	26.5	25.4	34.0	32.4	30.1	24.6	28.7	29.1	22.3	29.9	30.6	26.8	18.5	4.4
3. Stay about the same	20.8	20.3	21.6	21.9	17.3	24.2	18.3	20.7	20.6	20.6	20.3	22.8	19.0	18.1	19.1	22.0
4. Get somewhat worse	34.9	32.3	37.8	37.3	27.1	32.0	33.0	36.5	36.4	35.1	38.4	32.9	37.7	36.0	40.2	18.6
5. Get much worse	12.5	13.9	10.9	12.5	14.5	9.0	15.4	13.0	11.5	12.0	15.0	10.5	9.5	15.7	19.7	36.7
<i>Item 9940 Subject I01</i>	<i>N</i> 2440	1095	1159	1326	326	429	565	891	554	1883	374	1146	598	242	314	31
<b>A03:</b> Looking ahead to the next five years, do you think that things in the rest of the world will get better or worse?																
1. Get much better	2.7	3.0	1.7	1.4	3.8	2.1	1.7	3.5	2.8	2.0	4.6	2.6	2.2	1.8	3.0	9.8
2. Get somewhat better	21.2	22.4	20.4	18.6	29.0	19.5	25.0	19.7	20.8	22.0	15.4	23.1	24.4	19.7	9.6	11.5
3. Stay about the same	28.6	28.9	28.7	31.6	22.2	33.9	29.7	24.9	29.5	28.5	29.5	29.8	28.1	27.3	30.2	24.1
4. Get somewhat worse	33.5	30.5	36.8	35.5	29.7	33.1	30.8	36.1	32.6	34.4	32.5	33.4	31.8	35.9	36.5	18.2
5. Get much worse	14.0	15.2	12.4	12.9	15.4	11.4	12.8	15.8	14.3	13.1	17.9	11.1	13.6	15.3	20.7	36.4
<i>Item 9950 Subject I01</i>	<i>N</i> 2440	1095	1160	1326	326	428	565	893	554	1885	373	1146	598	242	314	31
<b>A04:</b> How do you think your own life will go in the next five years—do you think it will get better or worse?																
1. Get much better	47.3	45.8	48.0	43.5	60.0	46.4	40.8	51.8	47.6	48.3	40.0	45.6	52.4	46.0	43.3	45.5
2. Get somewhat better	39.7	39.5	40.7	42.1	30.6	42.4	43.9	35.6	40.1	39.4	44.6	41.8	35.9	40.2	40.9	37.5
3. Stay about the same	9.7	11.0	8.8	11.6	5.8	9.5	12.1	8.5	9.1	9.4	12.0	9.6	8.7	10.3	13.4	2.0
4. Get somewhat worse	2.2	2.9	1.5	2.2	2.0	1.6	2.4	2.4	2.1	2.1	1.9	2.1	2.5	2.4	1.2	9.2
5. Get much worse	1.1	0.7	1.0	0.6	1.6	-	0.9	1.7	1.0	0.8	1.4	0.8	0.4	1.2	1.3	5.8
<i>Item 9960 Subject I01</i>	<i>N</i> 2441	1097	1160	1328	327	429	565	894	554	1886	374	1148	598	242	314	31
<b>A05:</b> Some people think a lot about the social problems of the nation and the world, and about how they might be solved. Others spend little time thinking about these issues. How much do you think about such things?																
1. Never	5.7	5.0	6.0	5.5	6.9	8.9	3.9	5.7	5.2	4.7	9.1	4.0	7.4	6.7	7.9	4.2
2. Seldom	19.8	20.4	19.8	21.2	18.3	20.3	18.2	22.3	17.2	19.8	21.1	18.4	21.8	19.3	21.3	24.9
3. Sometimes	45.4	43.5	48.0	44.3	52.9	47.0	48.3	43.9	43.9	43.6	53.5	48.0	45.3	45.9	36.9	37.9
4. Quite often	22.6	23.4	20.9	22.7	15.8	17.8	23.8	22.1	25.9	25.0	12.2	23.1	19.6	23.1	25.9	21.3
5. A great deal	6.4	7.6	5.3	6.3	6.2	6.0	5.8	6.1	7.8	6.8	4.2	6.5	6.0	5.0	8.1	11.7
<i>Item 6880 Subject J, Q08</i>	<i>N</i> 2440	1097	1160	1327	329	429	564	892	554	1887	374	1150	598	242	313	31
<b>A06:</b> These questions are about pollution and the environment. Please mark the circle that shows how much you agree or disagree with each statement below.																
<b>A06A:</b> In general, pollution has increased in the U.S. in the last ten years																
1. Disagree	2.7	3.5	1.4	2.4	3.1	1.1	2.8	2.9	3.5	2.2	4.8	2.7	1.3	1.9	4.8	1.6
2. Mostly disagree	6.0	7.3	4.8	6.8	4.6	5.3	6.5	5.3	7.2	6.1	5.1	5.6	5.8	8.4	7.2	1.6
3. Neither	9.4	9.6	8.3	8.7	10.8	7.4	9.7	10.0	9.6	9.3	8.4	9.2	10.8	6.6	9.5	1.6
4. Mostly agree	36.5	35.1	39.5	37.9	34.6	33.8	42.8	34.7	35.3	36.7	37.9	40.2	34.6	37.1	28.2	39.5
5. Agree	45.4	44.5	46.0	44.2	47.0	52.5	38.2	47.1	44.4	45.7	43.8	42.3	47.5	46.0	50.3	55.8
<i>Item 9970 Subject F04</i>	<i>N</i> 2435	1097	1158	1327	327	429	565	889	551	1883	375	1151	596	241	312	31



QUESTIONNAIRE FORM 4 2011	TOTAL	SEX		RACE		REGION				COLLEGE PLANS?		ILLICIT DRUG USE: LIFETIME				
		M	F	White	Black	NE	NC	S	W	Yes	No	None	Mari- juana Only	Few Pills	More Pills	Any Her- oin
<i>N (Weighted No. of Cases):</i>	2459	1101	1160	1329	329	430	571	902	557	1888	375	1151	598	242	314	32
<i>% of Weighted Total:</i>	100.0	44.8	47.2	54.0	13.4	17.5	23.2	36.7	22.6	76.8	15.2	46.8	24.3	9.8	12.8	1.3
<b>A06B:</b> The dangers of pollution are not really as great as government, the media, and environmental groups would like us to believe																
1. Disagree	28.2	25.4	31.6	24.9	33.7	31.5	23.1	31.3	26.1	29.2	25.6	28.5	25.0	36.7	27.3	34.8
2. Mostly disagree	22.8	21.9	23.5	26.0	16.1	24.5	25.6	19.1	24.7	23.4	21.4	21.8	24.7	20.9	27.3	2.0
3. Neither	19.6	19.4	19.6	19.3	18.5	17.3	22.0	19.0	20.1	18.6	21.8	19.8	19.5	18.9	17.6	20.1
4. Mostly agree	18.2	19.3	17.2	18.6	17.5	18.3	18.5	18.4	17.4	18.0	19.1	17.7	19.3	16.4	18.4	28.2
5. Agree	11.1	14.0	8.1	11.2	14.2	8.5	10.9	12.2	11.7	10.8	12.1	12.2	11.5	7.0	9.4	14.9
<i>Item 9980 Subject F04</i>	<i>N</i> 2427	1094	1151	1323	327	428	565	884	551	1877	373	1146	596	239	312	30
<b>A06C:</b> America needs growth to survive, and that is going to require some increase in pollution																
1. Disagree	32.8	31.0	35.6	31.6	33.6	33.9	29.7	33.4	34.1	34.0	28.3	33.7	32.1	34.3	32.6	34.9
2. Mostly disagree	22.1	23.3	21.4	25.0	14.6	22.9	26.8	19.6	20.7	22.8	21.7	22.0	26.4	19.1	18.6	19.8
3. Neither	20.4	19.2	20.3	18.5	24.1	22.3	20.4	20.0	19.6	19.7	20.6	18.5	20.5	24.5	22.4	19.0
4. Mostly agree	15.7	16.4	15.2	17.2	11.8	13.9	15.7	15.8	17.0	15.5	16.8	17.1	12.7	15.8	17.1	12.7
5. Agree	9.0	10.2	7.5	7.7	15.9	7.0	7.3	11.2	8.6	8.0	12.5	8.6	8.3	6.2	9.3	13.6
<i>Item 9990 Subject F04</i>	<i>N</i> 2411	1089	1145	1317	323	425	561	880	545	1869	370	1145	588	238	308	29
<b>A06D:</b> People will have to change their buying habits and way of life to correct our environmental problems																
1. Disagree	6.9	8.2	5.7	7.3	8.1	6.1	6.7	6.8	7.7	6.2	10.9	6.9	7.0	5.4	5.8	13.7
2. Mostly disagree	9.7	12.0	7.9	11.6	7.6	9.0	13.0	8.6	8.7	9.6	10.4	9.8	11.0	8.9	8.3	8.5
3. Neither	13.4	14.3	11.6	13.9	13.6	12.0	15.8	13.8	11.3	12.8	15.1	13.2	13.5	8.5	17.2	14.3
4. Mostly agree	36.3	35.3	37.6	37.7	32.2	39.5	37.4	34.7	35.2	37.4	30.8	36.1	38.3	39.8	32.1	29.0
5. Agree	33.8	30.2	37.2	29.5	38.6	33.4	27.2	36.2	37.1	34.0	32.8	34.0	30.1	37.3	36.6	34.4
<i>Item 10000 Subject F04</i>	<i>N</i> 2417	1094	1147	1325	323	425	563	884	545	1873	372	1143	591	241	311	29
<b>A06E:</b> Government should take action to solve our environmental problems even if it means that some of the products we now use would have to be changed or banned																
1. Disagree	9.0	12.2	6.7	10.7	5.8	5.3	8.2	11.7	8.6	8.5	11.5	10.3	8.1	7.2	7.7	11.8
2. Mostly disagree	11.1	12.5	9.3	12.8	10.2	10.1	11.8	10.2	12.7	11.0	11.8	12.4	8.7	11.6	9.8	17.8
3. Neither	20.2	19.2	20.8	20.0	21.8	18.6	20.7	22.3	17.8	20.1	20.1	18.7	22.4	16.9	22.8	10.2
4. Mostly agree	31.4	29.4	33.4	31.6	30.2	35.9	34.0	27.0	32.4	32.0	29.6	33.0	31.7	34.2	25.2	21.8
5. Agree	28.2	26.8	29.8	25.0	32.0	30.1	25.3	28.8	28.5	28.4	27.0	25.6	29.2	30.1	34.5	38.3
<i>Item 10010 Subject F04, H02</i>	<i>N</i> 2425	1093	1152	1323	325	428	564	884	549	1877	374	1145	595	241	311	29
<b>A06F:</b> Government should place higher taxes on products which cause pollution in their manufacture or disposal, so that companies will be encouraged to find better ways to produce them																
1. Disagree	18.1	19.8	16.6	18.7	21.6	14.2	17.2	21.9	15.7	17.8	20.2	18.5	17.3	18.0	17.0	24.0
2. Mostly disagree	13.0	11.6	13.3	12.7	14.2	12.5	15.3	12.5	11.8	12.6	14.5	13.2	12.4	11.8	13.6	4.7
3. Neither	20.2	18.4	22.1	20.0	25.5	20.3	19.2	21.4	19.4	19.6	22.4	18.7	21.3	21.1	21.3	20.2
4. Mostly agree	24.7	26.2	23.8	26.1	18.5	25.7	26.6	21.6	26.7	25.2	24.0	26.0	24.1	24.4	25.1	21.7
5. Agree	24.0	24.1	24.2	22.5	20.3	27.2	21.7	22.6	26.3	24.9	18.9	23.6	24.8	24.7	22.9	29.4
<i>Item 10020 Subject F04, H02</i>	<i>N</i> 2421	1097	1148	1324	327	425	564	882	550	1879	373	1148	595	241	308	30
<b>A06G:</b> I wish that government would ban throwaway bottles and beverage cans																
1. Disagree	25.2	30.1	20.8	26.7	28.2	23.8	21.7	29.3	23.4	25.0	26.4	24.1	25.7	27.3	25.6	25.6
2. Mostly disagree	16.1	18.0	13.5	18.5	14.6	16.9	17.7	13.8	17.4	16.4	16.2	15.4	17.1	18.7	15.7	15.1
3. Neither	32.7	30.3	35.3	30.2	36.3	32.3	34.6	34.3	28.6	32.4	33.1	34.9	30.7	25.6	35.2	32.6
4. Mostly agree	15.2	12.3	18.5	14.6	11.8	15.5	15.6	12.1	19.5	15.7	13.4	16.0	15.5	14.4	13.1	15.1
5. Agree	10.8	9.4	11.9	10.1	9.1	11.4	10.3	10.6	11.0	10.6	10.9	9.7	10.9	14.0	10.4	11.6
<i>Item 10030 Subject F04, H02</i>	<i>N</i> 2414	1094	1144	1323	326	423	563	879	549	1874	369	1141	592	240	312	29



QUESTIONNAIRE FORM 4 2011	TOTAL	SEX		RACE		REGION				COLLEGE PLANS?		ILLCIT DRUG USE: LIFETIME					
		M	F	White	Black	NE	NC	S	W	Yes	No	None	Mari- juana Only	Few Pills	More Pills	Any Her- oin	
<i>N (Weighted No. of Cases):</i>	2459	1101	1160	1329	329	430	571	902	557	1888	375	1151	598	242	314	32	
<i>% of Weighted Total:</i>	100.0	44.8	47.2	54.0	13.4	17.5	23.2	36.7	22.6	76.8	15.2	46.8	24.3	9.8	12.8	1.3	
<b>A06H:</b> T.V. commercials stimulate people to buy a lot of things they don't really need																	
1. Disagree	3.6	4.0	3.1	2.8	4.7	4.9	1.4	4.6	3.0	2.9	6.1	2.9	3.9	4.6	3.7	10.3	
2. Mostly disagree	3.7	4.3	2.6	4.4	4.4	3.1	4.6	3.1	4.2	3.4	5.4	3.8	3.9	2.9	2.8	9.6	
3. Neither	9.4	9.9	8.5	10.2	8.6	9.2	10.7	9.1	8.9	8.8	11.6	8.0	9.7	12.3	12.4	2.5	
4. Mostly agree	30.8	30.8	31.1	31.4	28.3	34.9	32.9	28.7	28.5	31.0	28.6	31.9	29.9	34.3	27.2	33.6	
5. Agree	52.6	51.0	54.7	51.2	54.1	47.9	50.4	54.6	55.3	53.9	48.2	53.4	52.6	45.9	53.9	43.9	
<i>Item 10040 Subject F02</i>	<i>N</i>	<i>2405</i>	<i>1089</i>	<i>1140</i>	<i>1312</i>	<i>323</i>	<i>422</i>	<i>559</i>	<i>880</i>	<i>544</i>	<i>1869</i>	<i>369</i>	<i>1141</i>	<i>596</i>	<i>240</i>	<i>302</i>	<i>28</i>
<b>A06I:</b> T.V. commercials do a lot of good by showing new products that we might not know about otherwise																	
1. Disagree	9.3	10.1	8.5	9.4	5.1	11.1	8.9	8.2	9.9	8.8	12.1	8.1	6.5	12.7	14.8	11.1	
2. Mostly disagree	14.4	13.9	14.4	16.4	8.4	12.9	17.1	10.6	18.8	15.4	10.6	14.1	13.4	15.3	15.8	26.5	
3. Neither	25.4	24.7	26.6	26.0	21.0	20.6	25.2	25.4	29.3	25.8	25.9	25.7	23.7	27.4	26.4	40.3	
4. Mostly agree	34.2	35.2	33.6	34.7	36.4	37.0	35.1	34.5	30.4	33.6	36.4	35.2	38.7	33.6	24.9	22.1	
5. Agree	16.8	16.1	16.9	13.5	29.0	18.4	13.7	21.3	11.6	16.5	15.0	16.9	17.8	11.1	18.1	-	
<i>Item 10050 Subject F02</i>	<i>N</i>	<i>2413</i>	<i>1091</i>	<i>1148</i>	<i>1322</i>	<i>324</i>	<i>420</i>	<i>563</i>	<i>880</i>	<i>551</i>	<i>1870</i>	<i>373</i>	<i>1142</i>	<i>594</i>	<i>239</i>	<i>312</i>	<i>29</i>
<b>A06J:</b> My family and I often buy things we don't really need; we could get along with much less																	
1. Disagree	13.3	13.5	12.2	11.6	20.5	13.3	10.4	15.1	13.0	12.5	15.6	12.9	13.8	12.5	10.7	12.5	
2. Mostly disagree	16.3	18.4	14.7	17.0	18.3	16.3	19.8	15.2	14.4	16.4	16.0	15.2	17.8	18.6	16.5	26.1	
3. Neither	20.7	20.9	20.5	20.1	19.3	23.1	19.5	19.7	21.8	19.8	25.6	20.9	22.6	19.1	19.0	21.5	
4. Mostly agree	29.3	28.3	29.9	30.2	23.5	28.8	30.7	27.0	32.0	30.0	26.0	32.0	26.2	27.2	29.5	14.3	
5. Agree	20.4	18.8	22.7	21.2	18.4	18.5	19.6	23.0	18.7	21.4	16.7	19.0	19.6	22.6	24.4	25.7	
<i>Item 10060 Subject F01</i>	<i>N</i>	<i>2414</i>	<i>1095</i>	<i>1149</i>	<i>1323</i>	<i>326</i>	<i>419</i>	<i>562</i>	<i>884</i>	<i>549</i>	<i>1878</i>	<i>370</i>	<i>1144</i>	<i>593</i>	<i>240</i>	<i>310</i>	<i>29</i>
<b>A06K:</b> Within the next 25 years, engineers and scientists will probably have invented devices that will solve our pollution problems																	
1. Disagree	7.6	8.6	6.2	7.3	7.1	5.9	7.7	8.4	7.6	6.8	10.2	6.7	7.3	5.3	9.0	20.2	
2. Mostly disagree	13.2	13.1	12.8	15.0	6.7	10.4	13.9	12.9	15.0	13.5	12.6	11.4	14.4	17.1	13.6	20.9	
3. Neither	24.9	24.3	25.6	27.2	23.7	27.4	29.3	22.5	22.5	24.0	30.3	25.1	23.0	21.2	31.9	16.2	
4. Mostly agree	36.1	35.1	38.5	35.8	36.8	39.6	34.8	36.6	34.0	38.0	29.1	40.1	34.9	34.6	31.4	23.1	
5. Agree	18.1	18.9	16.9	14.6	25.7	16.7	14.2	19.6	20.9	17.7	17.8	16.8	20.3	21.9	14.1	19.7	
<i>Item 10070 Subject F04</i>	<i>N</i>	<i>2423</i>	<i>1094</i>	<i>1151</i>	<i>1323</i>	<i>327</i>	<i>424</i>	<i>564</i>	<i>886</i>	<i>549</i>	<i>1877</i>	<i>375</i>	<i>1146</i>	<i>596</i>	<i>241</i>	<i>311</i>	<i>30</i>
<b>A07:</b> In your own actions—the things you buy and the things you do—how much of an effort do you make to conserve energy and protect the environment?																	
1. None	14.3	14.9	14.1	14.5	19.5	13.7	14.3	15.9	12.4	14.1	13.2	12.6	16.2	13.3	15.4	26.0	
2. A little	31.8	36.4	28.0	32.7	32.9	27.4	32.2	32.8	33.1	31.5	35.9	31.3	34.0	32.3	31.5	10.6	
3. Some	43.0	40.3	44.8	43.4	36.5	47.1	43.7	42.1	40.8	43.0	41.7	45.5	38.2	44.2	41.6	41.6	
4. Quite a bit	10.8	8.5	13.1	9.4	11.2	11.8	9.8	9.2	13.7	11.4	9.3	10.6	11.6	10.1	11.4	21.8	
<i>Item 10080 Subject F04</i>	<i>N</i>	<i>2368</i>	<i>1064</i>	<i>1135</i>	<i>1302</i>	<i>317</i>	<i>414</i>	<i>557</i>	<i>864</i>	<i>534</i>	<i>1840</i>	<i>361</i>	<i>1119</i>	<i>584</i>	<i>231</i>	<i>308</i>	<i>31</i>
The next questions are about work.																	
<b>A08:</b> Different people may look for different things in their work. Below is a list of some of these things. Please read each one, then indicate how important this thing is for you.																	
<b>A08A:</b> A job where you can see the results of what you do																	
1. Not important	2.5	2.8	1.6	1.8	4.5	3.3	2.3	2.6	1.9	1.9	3.4	1.8	3.6	2.0	2.7	1.5	
2. A little important	10.9	12.0	10.6	12.5	9.2	10.1	13.2	10.8	9.3	10.4	13.7	11.4	11.4	8.2	10.9	14.2	
3. Pretty important	43.4	44.3	43.2	45.9	38.8	45.1	46.0	40.3	44.3	43.3	48.3	43.0	39.5	51.7	50.2	32.0	
4. Very important	43.2	40.9	44.6	39.8	47.5	41.5	38.5	46.3	44.6	44.4	34.7	43.8	45.5	38.1	36.2	52.3	
<i>Item 10090 Subject C04</i>	<i>N</i>	<i>2426</i>	<i>1093</i>	<i>1155</i>	<i>1327</i>	<i>326</i>	<i>426</i>	<i>566</i>	<i>883</i>	<i>551</i>	<i>1882</i>	<i>371</i>	<i>1145</i>	<i>596</i>	<i>241</i>	<i>312</i>	<i>32</i>



## DESCRIPTIVE RESULTS: 2011

169

QUESTIONNAIRE FORM 4 2011	TOTAL	SEX		RACE		REGION				COLLEGE PLANS?		ILLICIT DRUG USE: LIFETIME				
		M	F	White	Black	NE	NC	S	W	Yes	No	None	Mari- juana Only	Few Pills	More Pills	Any Her- oin
<i>N (Weighted No. of Cases):</i>	2459	1101	1160	1329	329	430	571	902	557	1888	375	1151	598	242	314	32
<i>% of Weighted Total:</i>	100.0	44.8	47.2	54.0	13.4	17.5	23.2	36.7	22.6	76.8	15.2	46.8	24.3	9.8	12.8	1.3
<b>A08B:</b> A job that has high status and prestige																
1. Not important	11.9	11.4	12.7	14.4	10.2	13.8	11.2	9.2	15.4	11.9	12.7	12.8	10.5	11.1	12.0	21.9
2. A little important	28.1	27.0	29.4	30.8	20.6	27.5	30.8	27.2	27.2	28.9	27.9	30.2	24.7	34.0	27.6	12.3
3. Pretty important	33.1	33.8	32.9	32.9	35.2	32.9	34.7	33.2	31.4	33.0	32.2	32.9	35.6	31.7	30.0	39.6
4. Very important	27.0	27.8	25.0	22.0	34.0	25.8	23.3	30.4	26.0	26.2	27.2	24.2	29.2	23.2	30.4	26.2
<i>Item 10100 Subject C04</i>	<i>N</i> 2420	1092	1150	1326	326	422	566	882	549	1880	368	1141	596	241	311	32
<b>A08C:</b> A job which is interesting to do																
1. Not important	0.9	0.9	0.7	0.3	2.2	0.4	0.4	1.6	0.5	0.5	1.9	0.7	1.0	-	1.3	-
2. A little important	2.8	3.2	2.0	1.9	4.2	1.9	3.0	3.8	1.7	1.7	5.8	2.3	3.2	2.3	1.7	9.7
3. Pretty important	18.3	17.9	18.8	17.7	19.0	17.8	19.0	19.2	16.5	17.9	22.0	17.5	17.9	26.0	17.5	29.6
4. Very important	78.0	78.0	78.4	80.0	74.6	79.9	77.6	75.4	81.3	79.9	70.4	79.5	78.0	71.7	79.6	60.7
<i>Item 10110 Subject C04</i>	<i>N</i> 2410	1084	1151	1325	319	423	564	876	546	1869	368	1141	589	241	310	31
<b>A08D:</b> A job where the chances for advancement and promotion are good																
1. Not important	2.0	2.0	1.7	2.1	1.7	0.9	3.2	1.8	1.7	1.7	3.2	2.0	1.3	3.2	1.4	5.2
2. A little important	11.6	10.6	12.7	13.0	5.7	11.8	12.9	9.0	14.0	11.8	12.1	13.6	11.6	5.2	9.8	14.6
3. Pretty important	32.2	33.4	31.9	35.1	26.7	32.5	35.5	28.4	34.8	32.0	34.0	30.7	31.7	38.8	36.3	25.3
4. Very important	54.3	54.0	53.7	49.8	65.9	54.7	48.4	60.8	49.5	54.4	50.8	53.7	55.4	52.8	52.5	54.9
<i>Item 10120 Subject C04</i>	<i>N</i> 2418	1090	1153	1324	325	425	566	879	548	1878	370	1144	594	239	311	31
<b>A08E:</b> A job that gives you an opportunity to be directly helpful to others																
1. Not important	3.0	5.2	0.8	4.0	2.6	2.2	3.2	2.1	4.8	2.3	5.7	2.3	2.7	2.0	6.5	16.4
2. A little important	14.6	19.4	10.4	16.4	12.0	13.3	17.0	14.3	13.6	14.4	18.2	13.8	14.2	18.5	16.4	5.4
3. Pretty important	34.6	37.3	32.2	35.3	35.7	36.4	37.1	32.6	34.0	34.0	36.9	32.9	37.9	38.3	34.2	26.6
4. Very important	47.8	38.2	56.6	44.3	49.8	48.1	42.7	51.0	47.5	49.2	39.2	51.1	45.2	41.3	42.9	51.5
<i>Item 10130 Subject C04, O01</i>	<i>N</i> 2419	1088	1156	1324	325	425	565	880	549	1878	371	1144	595	240	310	31
<b>A08F:</b> A job which provides you with a chance to earn a good deal of money																
1. Not important	2.6	2.4	2.9	3.0	1.0	1.6	1.7	3.1	3.4	2.6	2.7	3.1	2.5	1.9	1.7	2.4
2. A little important	10.7	10.4	10.7	13.0	4.4	10.9	12.6	9.9	9.8	11.2	9.2	12.9	7.1	10.5	9.6	12.6
3. Pretty important	31.3	30.4	32.9	35.2	24.3	33.0	34.2	26.8	34.4	31.6	31.5	33.2	31.0	29.5	31.2	26.4
4. Very important	55.4	56.8	53.6	48.7	70.4	54.6	51.5	60.2	52.5	54.6	56.7	50.9	59.4	58.0	57.5	58.6
<i>Item 10140 Subject C04, F01</i>	<i>N</i> 2420	1090	1155	1324	325	424	566	880	550	1882	370	1145	594	241	311	30
<b>A08G:</b> A job where you have the chance to be creative																
1. Not important	5.9	7.3	4.6	6.2	4.8	7.7	5.8	5.6	5.2	5.9	6.0	6.7	5.3	4.9	5.2	12.0
2. A little important	21.1	22.0	20.9	24.7	21.8	15.7	27.0	21.3	18.7	21.9	19.8	22.5	21.3	23.3	17.9	17.8
3. Pretty important	34.1	33.5	35.5	32.8	34.0	39.4	31.0	33.8	33.9	33.7	35.5	34.0	39.2	30.0	29.1	33.9
4. Very important	38.9	37.2	39.0	36.3	39.4	37.2	36.2	39.3	42.2	38.5	38.6	36.9	34.2	41.9	47.7	36.3
<i>Item 10150 Subject C04</i>	<i>N</i> 2421	1090	1155	1326	326	425	566	881	548	1878	372	1145	596	239	311	31
<b>A08H:</b> A job where the skills you learn will not go out of date																
1. Not important	5.0	6.4	3.8	4.5	4.9	5.6	3.5	5.4	5.7	4.9	5.1	6.1	4.5	2.9	3.5	3.5
2. A little important	12.7	12.0	13.2	13.9	9.0	14.6	16.3	8.9	13.5	12.5	14.9	12.1	12.9	14.3	13.5	11.8
3. Pretty important	34.5	35.1	33.9	37.5	29.0	37.1	39.3	33.0	30.0	34.9	32.4	34.4	35.8	36.3	32.4	42.4
4. Very important	47.8	46.5	49.1	44.2	57.1	42.7	40.9	52.8	50.8	47.7	47.5	47.4	46.8	46.5	50.6	42.3
<i>Item 10160 Subject C04</i>	<i>N</i> 2421	1092	1154	1326	326	425	566	880	550	1879	372	1143	596	240	311	32
<b>A08I:</b> A job that gives you a chance to make friends																
1. Not important	7.4	7.2	7.0	6.4	12.7	6.3	6.4	9.2	6.4	6.7	9.2	5.6	9.2	6.5	8.2	4.8
2. A little important	22.3	22.2	22.4	20.4	30.7	21.8	20.0	24.3	21.9	21.7	23.2	23.2	21.6	19.0	26.2	23.3
3. Pretty important	35.2	37.0	33.4	36.5	30.5	37.0	39.9	30.9	35.8	35.3	35.4	34.8	34.9	40.5	33.4	35.3
4. Very important	35.1	33.6	37.2	36.7	26.1	35.0	33.7	35.6	35.9	36.2	32.2	36.3	34.3	34.1	32.3	36.6
<i>Item 10170 Subject C04, M04</i>	<i>N</i> 2417	1087	1155	1322	323	424	564	878	550	1878	371	1143	596	237	310	31



QUESTIONNAIRE FORM 4 2011	TOTAL	SEX		RACE		REGION				COLLEGE PLANS?		ILLICIT DRUG USE: LIFETIME				
		M	F	White	Black	NE	NC	S	W	Yes	No	None	Mari- juana Only	Few Pills	More Pills	Any Her- oin
<i>N (Weighted No. of Cases):</i>	2459	1101	1160	1329	329	430	571	902	557	1888	375	1151	598	242	314	32
<i>% of Weighted Total:</i>	100.0	44.8	47.2	54.0	13.4	17.5	23.2	36.7	22.6	76.8	15.2	46.8	24.3	9.8	12.8	1.3
<b>A08J:</b> A job which uses your skills and abilities—lets you do the things you can do best																
1. Not important	0.7	0.8	0.6	0.3	2.3	0.6	0.2	1.3	0.5	0.3	2.0	0.6	0.7	0.6	0.3	5.8
2. A little important	4.2	4.5	4.0	4.5	3.0	4.0	5.4	4.0	3.3	3.7	7.4	4.0	4.0	5.8	3.6	3.6
3. Pretty important	28.0	28.7	27.7	29.1	30.3	31.1	31.6	26.2	24.5	28.0	30.3	27.2	28.6	31.3	29.6	34.7
4. Very important	67.1	66.0	67.8	66.2	64.3	64.3	62.8	68.5	71.7	68.0	60.3	68.2	66.7	62.3	66.4	55.9
<i>Item 10180 Subject C04</i>	<i>N</i>	2420	1092	1154	1324	425	566	879	550	1878	372	1145	596	239	311	31
<b>A08K:</b> A job that is worthwhile to society																
1. Not important	4.8	5.9	2.9	5.0	5.6	5.5	3.8	5.2	4.8	4.1	7.7	5.1	3.8	3.2	6.5	1.8
2. A little important	15.1	16.0	13.9	15.3	16.0	14.6	17.3	13.5	15.9	13.8	20.7	13.3	18.0	18.6	12.1	16.3
3. Pretty important	36.2	38.7	34.9	38.6	34.0	37.7	38.1	36.3	33.1	36.8	37.0	36.7	33.2	45.1	36.7	36.2
4. Very important	43.8	39.5	48.3	41.1	44.4	42.2	40.8	45.0	46.2	45.3	34.6	45.0	44.9	33.1	44.6	45.7
<i>Item 10190 Subject C04, O01</i>	<i>N</i>	2408	1090	1146	1319	424	564	873	548	1868	371	1138	591	240	311	31
<b>A08L:</b> A job where you have more than two weeks vacation																
1. Not important	14.3	13.9	14.3	15.7	13.3	13.8	14.5	14.4	14.1	14.3	15.3	14.6	14.6	8.5	16.1	22.2
2. A little important	30.9	29.2	34.2	34.5	25.1	31.2	35.6	29.4	28.0	30.9	34.3	31.0	29.9	41.6	27.6	38.6
3. Pretty important	27.0	26.2	27.3	25.0	29.4	29.2	26.9	24.6	29.2	27.7	23.1	28.5	26.1	24.0	26.7	4.2
4. Very important	27.9	30.7	24.2	24.7	32.1	25.8	23.0	31.5	28.7	27.1	27.3	25.9	29.4	26.0	29.7	35.0
<i>Item 10200 Subject C04</i>	<i>N</i>	2420	1090	1155	1324	425	565	879	551	1880	370	1143	596	241	311	31
<b>A08M:</b> A job where you get a chance to participate in decision making																
1. Not important	5.3	5.2	4.6	5.2	5.4	5.8	6.0	4.3	5.7	4.7	7.2	3.6	5.4	5.8	9.2	10.2
2. A little important	22.9	24.1	23.1	26.0	19.6	24.3	23.0	23.1	21.5	22.5	28.4	25.1	21.9	21.9	20.2	22.3
3. Pretty important	40.0	38.8	41.1	42.2	36.6	43.3	38.6	38.6	41.0	40.6	35.3	39.7	38.7	51.8	38.1	25.1
4. Very important	31.8	31.9	31.3	26.6	38.4	26.5	32.4	34.0	31.8	32.2	29.0	31.6	34.0	20.6	32.5	42.5
<i>Item 10210 Subject C04</i>	<i>N</i>	2417	1086	1156	1324	424	566	876	551	1877	371	1145	596	237	311	31
<b>A08N:</b> A job which leaves a lot of time for other things in your life																
1. Not important	2.9	3.2	2.5	2.7	2.7	2.0	2.4	3.2	3.4	2.5	3.4	2.9	2.1	3.8	2.6	8.4
2. A little important	17.5	14.2	21.3	20.1	13.3	21.4	17.8	15.8	17.0	17.7	19.0	17.9	18.0	17.2	16.3	20.8
3. Pretty important	39.3	40.1	39.0	40.8	40.2	40.1	44.6	36.5	38.0	39.9	38.2	39.3	41.9	45.3	35.8	28.8
4. Very important	40.3	42.4	37.2	36.4	43.8	36.5	35.2	44.5	41.5	39.9	39.4	39.8	38.0	33.7	45.3	42.0
<i>Item 10220 Subject C04</i>	<i>N</i>	2406	1081	1150	1319	417	564	878	548	1874	366	1141	590	239	310	31
<b>A08O:</b> A job which allows you to establish roots in a community and not have to move from place to place																
1. Not important	10.4	11.4	8.9	10.3	10.6	14.4	8.1	9.5	11.1	10.2	9.6	7.7	11.1	12.0	14.4	14.1
2. A little important	19.0	19.6	18.8	19.2	17.7	16.1	19.3	19.0	20.9	19.3	17.4	18.0	19.3	21.9	19.2	27.4
3. Pretty important	32.9	34.7	32.0	34.0	34.3	33.1	37.8	31.0	30.7	32.8	35.9	35.4	33.6	30.4	28.6	19.3
4. Very important	37.7	34.3	40.3	36.5	37.4	36.3	34.8	40.5	37.3	37.8	37.0	38.9	36.1	35.7	37.8	39.2
<i>Item 10230 Subject C04</i>	<i>N</i>	2421	1090	1155	1325	425	566	880	550	1881	371	1146	596	241	310	31
<b>A08P:</b> A job which leaves you mostly free of supervision by others																
1. Not important	10.0	8.7	11.2	9.0	11.9	9.1	8.3	10.7	11.2	10.4	8.5	11.1	9.9	8.9	6.3	7.5
2. A little important	31.0	31.0	32.6	34.0	26.3	27.5	30.6	31.6	33.3	32.1	29.6	34.5	28.4	31.0	27.5	19.3
3. Pretty important	35.7	35.6	35.4	36.2	33.7	38.5	41.0	33.0	32.2	35.1	38.4	34.2	37.2	41.6	34.0	33.3
4. Very important	23.3	24.7	20.8	20.8	28.1	24.8	20.1	24.7	23.2	22.4	23.5	20.1	24.5	18.5	32.2	39.9
<i>Item 10240 Subject C04</i>	<i>N</i>	2417	1090	1152	1323	424	566	877	550	1878	372	1142	595	241	310	31
<b>A08Q:</b> A job that offers a reasonably predictable, secure future																
1. Not important	2.3	2.3	2.0	2.4	2.1	3.1	1.6	2.9	1.5	1.9	3.8	1.1	2.8	1.9	4.2	10.5
2. A little important	8.1	8.0	7.4	8.6	8.1	6.8	8.1	7.6	9.8	7.2	11.4	6.7	8.2	9.1	9.1	18.4
3. Pretty important	35.7	38.1	34.6	39.6	31.4	37.5	36.9	33.0	37.3	35.7	37.3	35.5	35.4	41.9	38.2	11.4
4. Very important	54.0	51.5	55.9	49.4	58.4	52.6	53.4	56.5	51.4	55.2	47.4	56.7	53.6	47.0	48.5	59.7
<i>Item 10250 Subject C04</i>	<i>N</i>	2411	1087	1150	1322	420	567	877	547	1876	371	1144	593	241	308	31



# DESCRIPTIVE RESULTS: 2011

171

QUESTIONNAIRE FORM 4 2011	TOTAL	SEX		RACE		REGION				COLLEGE PLANS?		ILLICIT DRUG USE: LIFETIME					
		M	F	White	Black	NE	NC	S	W	Yes	No	None	Mari- juana Only	Few Pills	More Pills	Any Her- oin	
<i>N (Weighted No. of Cases):</i>	2459	1101	1160	1329	329	430	571	902	557	1888	375	1151	598	242	314	32	
<i>% of Weighted Total:</i>	100.0	44.8	47.2	54.0	13.4	17.5	23.2	36.7	22.6	76.8	15.2	46.8	24.3	9.8	12.8	1.3	
<b>A08R:</b> A job where you can learn new things, learn new skills																	
1. Not important	2.3	2.1	2.3	2.8	1.6	2.1	3.0	1.9	2.5	2.0	3.6	2.1	2.2	3.8	2.8	3.1	
2. A little important	15.6	17.1	15.2	19.2	11.3	18.5	15.5	15.2	14.2	16.5	15.1	16.1	16.1	16.7	15.0	14.4	
3. Pretty important	39.1	40.5	38.4	41.1	35.8	42.0	43.8	37.1	35.2	39.7	36.6	39.8	39.2	39.2	38.4	48.0	
4. Very important	42.9	40.4	44.2	36.8	51.2	37.4	37.6	45.8	48.1	41.8	44.8	42.1	42.5	40.4	43.8	34.6	
<i>Item 10260 Subject B02, C04</i>	<i>N</i>	<i>2408</i>	<i>1085</i>	<i>1149</i>	<i>1321</i>	<i>322</i>	<i>421</i>	<i>565</i>	<i>875</i>	<i>547</i>	<i>1875</i>	<i>371</i>	<i>1142</i>	<i>593</i>	<i>240</i>	<i>308</i>	<i>31</i>
<b>A08S:</b> A job where you do not have to pretend to be a type of person that you are not																	
1. Not important	5.3	6.2	4.3	3.9	6.9	4.1	5.1	6.3	4.9	4.8	7.8	5.5	4.0	6.5	5.8	3.1	
2. A little important	6.8	6.8	6.1	7.4	5.0	8.8	7.3	5.3	7.0	6.8	6.1	6.1	7.2	6.5	6.9	14.7	
3. Pretty important	22.9	27.7	19.3	24.8	17.5	22.6	24.6	22.6	21.9	22.6	28.3	23.9	22.4	25.2	23.4	9.8	
4. Very important	65.0	59.2	70.3	63.9	70.6	64.4	63.0	65.8	66.3	65.8	57.8	64.5	66.4	61.8	64.0	72.4	
<i>Item 10270 Subject C04</i>	<i>N</i>	<i>2405</i>	<i>1081</i>	<i>1149</i>	<i>1320</i>	<i>322</i>	<i>422</i>	<i>566</i>	<i>873</i>	<i>544</i>	<i>1873</i>	<i>369</i>	<i>1139</i>	<i>594</i>	<i>241</i>	<i>308</i>	<i>31</i>
<b>A08T:</b> A job that most people look up to and respect																	
1. Not important	6.4	8.0	5.3	8.2	3.7	5.5	5.9	5.6	9.1	6.2	7.8	6.8	5.1	6.7	6.7	14.2	
2. A little important	14.7	17.1	13.3	18.0	7.7	16.7	19.1	12.2	12.6	15.1	14.4	16.0	13.6	15.6	12.1	19.2	
3. Pretty important	33.9	32.3	35.5	35.2	30.3	38.0	34.5	31.4	34.0	33.1	39.1	33.0	34.6	39.2	34.4	25.4	
4. Very important	45.0	42.6	46.0	38.7	58.3	39.8	40.6	50.8	44.3	45.5	38.7	44.2	46.7	38.6	46.8	41.1	
<i>Item 10280 Subject C04</i>	<i>N</i>	<i>2402</i>	<i>1084</i>	<i>1146</i>	<i>1318</i>	<i>322</i>	<i>421</i>	<i>562</i>	<i>873</i>	<i>546</i>	<i>1873</i>	<i>369</i>	<i>1141</i>	<i>593</i>	<i>238</i>	<i>308</i>	<i>31</i>
<b>A08U:</b> A job that permits contact with a lot of people																	
1. Not important	13.1	15.3	10.9	13.8	16.6	13.1	10.8	14.0	14.1	12.3	14.8	12.6	13.9	12.0	14.0	12.9	
2. A little important	25.9	28.5	24.1	27.2	27.3	23.9	26.0	24.8	28.9	26.0	30.0	26.8	25.9	25.9	25.3	17.4	
3. Pretty important	34.2	34.3	34.6	34.1	31.0	38.4	34.6	33.6	31.4	34.0	35.7	35.1	33.1	36.3	32.9	37.9	
4. Very important	26.8	21.8	30.4	24.9	25.0	24.6	28.5	27.5	25.7	27.6	19.5	25.5	27.1	25.8	27.8	31.8	
<i>Item 10290 Subject C04, M05</i>	<i>N</i>	<i>2402</i>	<i>1084</i>	<i>1147</i>	<i>1320</i>	<i>322</i>	<i>422</i>	<i>564</i>	<i>871</i>	<i>546</i>	<i>1874</i>	<i>369</i>	<i>1140</i>	<i>592</i>	<i>241</i>	<i>308</i>	<i>31</i>
<b>A08V:</b> A job with an easy pace that lets you work slowly																	
1. Not important	23.8	23.5	23.8	25.1	22.5	24.1	22.7	21.2	28.9	24.2	21.3	24.3	22.2	26.9	23.0	30.5	
2. A little important	36.0	34.0	38.6	37.4	34.9	35.8	41.0	33.3	35.2	36.8	36.0	34.5	41.3	39.8	34.2	26.0	
3. Pretty important	25.7	27.0	25.2	25.9	23.3	26.7	25.6	27.5	22.2	25.9	25.1	27.4	23.3	23.0	25.0	20.6	
4. Very important	14.5	15.5	12.4	11.5	19.3	13.5	10.7	18.0	13.6	13.2	17.6	13.8	13.2	10.2	17.9	23.0	
<i>Item 10300 Subject C04</i>	<i>N</i>	<i>2404</i>	<i>1084</i>	<i>1148</i>	<i>1322</i>	<i>321</i>	<i>421</i>	<i>564</i>	<i>871</i>	<i>547</i>	<i>1873</i>	<i>371</i>	<i>1141</i>	<i>592</i>	<i>241</i>	<i>308</i>	<i>31</i>
<b>A08W:</b> A job where most problems are quite difficult and challenging																	
1. Not important	20.7	18.0	23.7	19.7	26.1	20.4	18.8	22.2	20.5	19.9	22.6	20.1	23.1	22.9	17.0	17.9	
2. A little important	40.6	38.6	43.6	42.5	36.4	44.6	40.5	38.7	40.8	41.0	42.8	40.6	39.3	43.0	44.6	37.4	
3. Pretty important	27.6	30.4	24.5	28.4	23.7	23.8	32.1	26.0	28.4	28.4	23.8	29.6	27.8	22.1	25.0	23.5	
4. Very important	11.1	13.0	8.2	9.4	13.8	11.1	8.6	13.0	10.4	10.7	10.8	9.7	9.9	12.0	13.4	21.1	
<i>Item 10310 Subject C04</i>	<i>N</i>	<i>2402</i>	<i>1084</i>	<i>1148</i>	<i>1320</i>	<i>323</i>	<i>422</i>	<i>564</i>	<i>869</i>	<i>547</i>	<i>1873</i>	<i>369</i>	<i>1141</i>	<i>592</i>	<i>241</i>	<i>308</i>	<i>30</i>



QUESTIONNAIRE FORM 4 2011	TOTAL	SEX		RACE		REGION				COLLEGE PLANS?		ILLICIT DRUG USE: LIFETIME				
		M	F	White	Black	NE	NC	S	W	Yes	No	None	Mari- juana Only	Few Pills	More Pills	Any Her- oin
<i>N (Weighted No. of Cases):</i>	2459	1101	1160	1329	329	430	571	902	557	1888	375	1151	598	242	314	32
<i>% of Weighted Total:</i>	100.0	44.8	47.2	54.0	13.4	17.5	23.2	36.7	22.6	76.8	15.2	46.8	24.3	9.8	12.8	1.3
<b>A09:</b> What kind of work do you think you will be doing when you are 30 years old? Mark the one that comes closest to what you expect to be doing.																
01. Laborer (car washer, sanitary worker, farm laborer)	0.4	0.7	0.1	0.4	0.5	0.8	0.9	0.2	-	0.2	1.5	0.4	0.4	-	1.0	-
02. Service worker (cook, waiter, barber, janitor, gas station attendant, practical nurse, beautician)	2.4	0.9	3.8	2.0	1.5	2.4	3.1	1.3	3.2	1.4	7.4	2.3	2.9	3.5	1.2	-
03. Operative or semi-skilled worker (garage worker, taxicab, bus or truck driver, assembly line worker, welder)	1.1	2.3	-	1.3	0.2	1.8	0.8	1.0	1.2	0.2	5.7	0.6	0.8	2.4	2.6	-
04. Sales clerk in a retail store or by phone (phone sales, department store clerk, drug store clerk)	0.3	0.3	0.4	0.2	0.4	0.2	0.4	0.3	0.3	0.2	0.5	0.1	0.4	0.3	0.8	-
05. Clerical or office worker (bank teller, bookkeeper, secretary, postal clerk or carrier, keyboard operator)	0.8	1.1	0.6	0.7	1.4	0.2	0.5	1.4	0.8	0.7	1.8	0.9	1.0	0.6	0.8	-
06. Protective service (police officer, firefighter, detective)	5.9	8.9	2.7	6.4	4.5	7.5	6.9	3.8	7.1	5.5	5.9	5.3	8.3	4.1	5.3	2.5
07. Military service	4.3	5.9	2.6	4.7	5.0	2.5	3.5	5.5	4.6	2.9	9.4	3.8	5.2	2.6	4.1	9.3
08. Craftsman or skilled worker (carpenter, electrician, brick layer, mechanic, machinist, tool and die maker, telephone installer)	4.4	8.5	0.1	5.1	2.2	3.3	5.4	4.1	4.9	2.2	15.3	3.3	5.7	5.7	4.8	2.9
09. Farm owner, farm manager	0.9	1.3	0.3	1.1	0.4	1.5	0.8	0.6	0.9	0.9	1.2	0.3	0.7	3.4	1.1	7.5
10. Owner of small business (restaurant owner, shop owner)	6.8	7.7	6.1	6.4	6.5	7.7	5.2	5.8	9.1	6.0	9.1	6.0	6.4	5.2	9.6	5.1
11. Sales representative (insurance agent, real estate broker, bond salesman)	1.1	1.9	0.5	0.9	2.1	0.2	2.4	1.3	0.2	1.3	0.8	1.4	1.6	-	0.5	1.7
12. Manager or administrator (office manager, sales manager, school administrator, government official)	3.5	3.5	3.6	3.8	3.9	4.7	2.7	2.9	4.2	3.9	1.2	3.9	3.4	3.3	2.2	1.7
13. Professional without doctoral degree (registered nurse, librarian, engineer, architect, social worker, accountant, actor, artist, musician, teacher, pilot, computer programmer or analyst)	38.1	34.3	42.4	38.9	40.0	35.5	41.0	39.2	35.2	41.8	23.3	39.8	35.3	41.1	36.7	29.7
14. Professional with doctoral degree or equivalent (lawyer, physician, dentist, scientist, college professor)	22.3	16.9	27.5	19.7	28.0	21.3	20.6	26.0	18.9	25.8	6.0	24.6	23.0	18.3	17.8	19.9
15. Full-time homemaker	0.6	0.1	1.0	0.7	0.4	0.1	-	0.2	2.1	0.6	0.4	0.6	-	0.3	1.5	4.6
16. Don't know—GO TO Q.A13	7.1	5.7	8.3	7.8	3.0	10.1	5.7	6.5	7.3	6.5	10.4	6.9	4.9	9.3	9.9	15.0
<i>Item 10320 Subject C03</i>	<i>N</i>	2270	1030	1088	1273	399	538	823	511	1787	339	1092	556	229	286	28
<b>A10:</b> How likely do you think it is that you will actually get to do this kind of work?																
1. Not very likely	1.1	1.7	0.7	1.0	0.8	2.1	0.3	1.5	0.4	1.0	2.1	0.8	0.9	0.4	2.3	-
2. Somewhat likely	8.5	8.2	8.5	7.6	8.2	8.4	7.9	8.2	9.6	8.3	8.9	8.2	9.9	7.7	8.5	7.4
3. Fairly likely	24.2	27.6	20.0	23.5	20.8	21.7	24.9	24.1	25.7	23.8	24.5	23.4	23.6	23.3	27.4	16.1
4. Very likely	38.3	36.9	41.6	41.1	33.4	40.4	40.2	34.8	40.3	39.5	36.9	41.3	35.6	44.1	34.9	16.4
5. Certain	22.6	17.9	26.5	21.0	30.6	19.2	21.8	26.8	19.4	23.9	14.7	22.9	23.0	18.6	20.1	46.0
6. I already do this kind of work	5.3	7.7	2.7	5.8	6.1	8.2	5.0	4.7	4.7	3.6	12.9	3.4	7.0	6.0	6.7	14.0
<i>Item 10330 Subject C03</i>	<i>N†</i>	2206	1003	1049	1210	375	522	811	497	1730	325	1047	561	215	272	25
<b>A11:</b> How certain are you that this kind of work is a good choice for you?																
1. Not at all certain	1.8	1.8	1.4	1.3	1.7	1.8	0.7	2.2	2.2	1.5	1.7	1.4	2.5	1.1	1.3	-
2. Somewhat certain	6.8	7.7	6.2	6.4	5.6	8.3	6.7	6.0	7.2	6.4	9.6	6.9	6.9	3.7	7.8	9.1
3. Fairly certain	21.5	23.3	20.7	23.0	15.1	20.9	22.5	20.6	22.4	21.5	22.6	20.8	21.0	25.2	23.8	29.7
4. Very certain	36.5	35.8	37.9	37.3	36.5	39.0	35.7	35.6	36.8	37.9	31.4	36.8	39.4	38.9	30.7	16.3
5. Completely certain	33.4	31.5	33.8	32.0	41.0	30.1	34.5	35.6	31.4	32.7	34.7	34.0	30.2	31.1	36.4	44.9
<i>Item 10340 Subject C03</i>	<i>N†</i>	2213	1007	1051	1215	375	525	813	500	1733	328	1049	563	215	274	25
<b>A12:</b> How satisfying do you think this kind of work will be for you?																
1. Not very satisfying	0.8	1.1	0.6	0.6	1.3	0.2	0.8	1.1	0.7	0.8	1.0	1.0	0.6	1.1	0.5	-
2. Somewhat satisfying	4.4	4.7	3.9	4.3	3.7	3.1	5.5	4.0	4.6	4.0	5.8	3.8	4.5	4.3	4.6	22.3
3. Quite satisfying	17.7	18.9	16.3	18.2	14.5	16.7	16.9	18.3	18.3	17.1	20.9	16.4	18.1	23.3	19.0	6.9
4. Very satisfying	39.2	38.0	41.2	39.3	42.4	45.0	36.9	40.3	35.5	39.9	37.0	41.7	38.8	39.0	32.5	29.1
5. Extremely satisfying	37.9	37.2	38.0	37.6	38.2	35.0	39.9	36.2	40.9	38.2	35.3	37.1	38.0	32.3	43.4	41.7
<i>Item 10350 Subject C03, P02</i>	<i>N†</i>	2206	1007	1047	1214	372	524	810	499	1730	327	1047	563	215	273	27

†=excludes respondents for whom question was inappropriate.



QUESTIONNAIRE FORM 4 2011	TOTAL	SEX		RACE		REGION				COLLEGE PLANS?		ILLICIT DRUG USE: LIFETIME					
		M	F	White	Black	NE	NC	S	W	Yes	No	None	Mari- juana Only	Few Pills	More Pills	Any Her- oin	
<i>N (Weighted No. of Cases):</i>	2459	1101	1160	1329	329	430	571	902	557	1888	375	1151	598	242	314	32	
<i>% of Weighted Total:</i>	100.0	44.8	47.2	54.0	13.4	17.5	23.2	36.7	22.6	76.8	15.2	46.8	24.3	9.8	12.8	1.3	
<b>A13: To what extent do you think the things listed below will prevent you from getting the kind of work you would like to have?</b>																	
<b>A13A: Your religion</b>																	
1. Not at all	83.9	85.0	83.9	87.0	77.2	87.4	83.5	81.5	85.3	85.4	81.7	83.3	85.7	86.7	84.3	72.3	
2. Somewhat	8.6	8.8	7.9	7.8	10.9	6.1	9.8	8.7	9.2	8.3	8.6	9.4	7.6	7.1	8.7	13.5	
3. A lot	2.3	2.0	2.3	1.3	4.1	1.3	2.4	3.4	1.2	1.9	2.4	2.1	2.5	0.8	1.5	10.3	
8. Don't know	5.2	4.1	5.8	3.9	7.8	5.2	4.3	6.4	4.2	4.4	7.3	5.2	4.2	5.4	5.5	3.9	
<i>Item 10360 Subject C03, G</i>	<i>N</i>	<i>2384</i>	<i>1076</i>	<i>1143</i>	<i>1312</i>	<i>318</i>	<i>418</i>	<i>561</i>	<i>859</i>	<i>546</i>	<i>1856</i>	<i>367</i>	<i>1138</i>	<i>585</i>	<i>238</i>	<i>307</i>	<i>28</i>
<b>A13B: Your sex</b>																	
1. Not at all	74.3	85.7	65.2	76.3	70.6	72.3	72.8	74.4	77.4	74.6	76.7	75.3	76.8	72.7	72.5	62.5	
2. Somewhat	18.1	8.6	26.7	18.0	17.4	22.2	19.7	15.6	17.4	19.5	12.5	18.3	17.2	21.7	18.3	21.3	
3. A lot	3.6	2.5	4.1	2.9	5.2	2.8	4.0	4.2	2.9	3.1	4.2	2.7	2.9	3.9	4.7	3.8	
8. Don't know	3.9	3.2	4.0	2.7	6.7	2.7	3.6	5.8	2.3	2.8	6.6	3.7	3.1	1.7	4.5	12.5	
<i>Item 10370 Subject C03, D06</i>	<i>N</i>	<i>2383</i>	<i>1076</i>	<i>1141</i>	<i>1312</i>	<i>317</i>	<i>418</i>	<i>561</i>	<i>858</i>	<i>546</i>	<i>1856</i>	<i>367</i>	<i>1137</i>	<i>585</i>	<i>238</i>	<i>305</i>	<i>29</i>
<b>A13C: Your race</b>																	
1. Not at all	74.3	76.0	74.8	87.2	47.7	78.6	78.0	69.4	74.8	74.8	78.5	74.8	73.7	76.6	79.2	77.1	
2. Somewhat	15.9	14.9	16.1	8.0	30.8	14.3	13.2	17.4	17.7	16.9	9.9	15.6	16.6	19.3	10.0	14.1	
3. A lot	6.1	5.9	5.2	2.7	14.8	5.1	5.7	8.2	4.0	5.5	6.1	5.8	6.6	1.6	6.7	7.0	
8. Don't know	3.7	3.2	3.9	2.1	6.7	2.0	3.2	5.1	3.4	2.8	5.6	3.7	3.2	2.4	4.1	1.7	
<i>Item 10380 Subject C03, N02</i>	<i>N</i>	<i>2382</i>	<i>1075</i>	<i>1142</i>	<i>1312</i>	<i>318</i>	<i>418</i>	<i>563</i>	<i>856</i>	<i>546</i>	<i>1855</i>	<i>369</i>	<i>1138</i>	<i>585</i>	<i>238</i>	<i>305</i>	<i>28</i>
<b>A13D: Your family background</b>																	
1. Not at all	77.8	79.3	77.9	83.6	72.2	80.9	79.1	75.2	78.0	79.0	74.8	79.4	79.4	78.1	72.6	81.6	
2. Somewhat	13.8	13.0	14.2	11.0	15.8	14.4	11.9	13.8	15.5	14.1	12.5	12.5	13.2	15.9	18.3	5.0	
3. A lot	3.7	3.7	3.2	2.5	5.7	2.3	4.3	4.5	3.1	3.2	5.7	3.5	3.0	2.7	4.6	7.7	
8. Don't know	4.6	4.0	4.7	3.0	6.3	2.4	4.7	6.5	3.4	3.7	7.0	4.6	4.4	3.3	4.6	5.6	
<i>Item 10390 Subject C03</i>	<i>N</i>	<i>2381</i>	<i>1076</i>	<i>1140</i>	<i>1312</i>	<i>318</i>	<i>418</i>	<i>561</i>	<i>856</i>	<i>546</i>	<i>1856</i>	<i>367</i>	<i>1138</i>	<i>585</i>	<i>238</i>	<i>305</i>	<i>28</i>
<b>A13E: Your political views</b>																	
1. Not at all	78.9	79.1	79.6	81.7	71.8	82.5	79.9	75.6	80.2	79.5	80.2	78.4	82.5	79.6	78.9	67.9	
2. Somewhat	11.6	12.7	10.3	11.9	11.2	12.4	10.4	11.1	13.0	12.1	7.7	12.1	9.3	12.7	11.4	16.7	
3. A lot	2.8	2.4	3.1	2.3	4.8	1.2	2.9	4.0	2.1	2.7	2.7	2.8	1.9	2.9	2.9	6.6	
8. Don't know	6.7	5.8	7.0	4.1	12.3	3.9	6.8	9.3	4.7	5.7	9.4	6.6	6.3	4.8	6.8	8.7	
<i>Item 10400 Subject C03, H01</i>	<i>N</i>	<i>2378</i>	<i>1073</i>	<i>1140</i>	<i>1311</i>	<i>315</i>	<i>418</i>	<i>557</i>	<i>857</i>	<i>545</i>	<i>1853</i>	<i>366</i>	<i>1136</i>	<i>584</i>	<i>237</i>	<i>305</i>	<i>28</i>
<b>A13F: Your education</b>																	
1. Not at all	40.8	42.7	39.8	43.7	36.2	39.3	41.7	43.3	37.1	42.0	34.3	41.3	38.8	40.9	41.7	43.4	
2. Somewhat	22.1	24.3	20.2	21.8	21.3	23.8	20.3	19.2	27.2	21.2	27.4	23.2	25.3	22.4	15.4	8.8	
3. A lot	33.8	30.1	36.3	32.0	39.4	34.4	34.7	34.0	32.0	34.3	31.7	32.9	32.6	33.1	38.3	42.2	
8. Don't know	3.3	2.9	3.7	2.5	3.1	2.5	3.3	3.5	3.7	2.4	6.6	2.6	3.3	3.6	4.6	5.6	
<i>Item 10410 Subject B09, C03</i>	<i>N</i>	<i>2379</i>	<i>1077</i>	<i>1138</i>	<i>1312</i>	<i>315</i>	<i>418</i>	<i>563</i>	<i>852</i>	<i>546</i>	<i>1852</i>	<i>369</i>	<i>1133</i>	<i>587</i>	<i>238</i>	<i>305</i>	<i>28</i>
<b>A13G: Lack of vocational training</b>																	
1. Not at all	45.8	49.1	43.1	50.5	40.3	44.9	46.7	44.8	47.2	46.5	44.2	45.7	44.1	48.6	46.9	48.5	
2. Somewhat	28.5	28.6	27.5	27.0	26.6	28.6	27.2	28.4	29.7	28.2	29.1	28.6	29.9	28.0	27.4	19.9	
3. A lot	14.8	12.4	17.0	12.9	20.6	15.0	13.9	15.5	14.4	14.9	14.2	14.5	15.5	15.4	13.8	20.6	
8. Don't know	11.0	9.9	12.3	9.6	12.5	11.5	12.2	11.4	8.7	10.5	12.4	11.2	10.6	8.0	11.9	10.9	
<i>Item 10420 Subject C03</i>	<i>N</i>	<i>2363</i>	<i>1072</i>	<i>1128</i>	<i>1306</i>	<i>313</i>	<i>415</i>	<i>559</i>	<i>844</i>	<i>545</i>	<i>1846</i>	<i>365</i>	<i>1127</i>	<i>583</i>	<i>237</i>	<i>304</i>	<i>28</i>
<b>A13H: Lack of ability</b>																	
1. Not at all	48.0	52.0	44.9	49.8	41.8	44.2	49.5	46.7	51.3	49.1	44.2	46.9	48.0	52.3	51.3	39.2	
2. Somewhat	18.3	18.4	18.4	18.1	17.5	20.9	16.9	18.7	17.2	18.1	19.7	19.3	19.0	17.3	16.0	16.7	
3. A lot	28.6	25.4	30.9	28.0	34.6	31.0	28.8	28.6	26.7	28.7	27.1	28.5	28.0	27.4	27.9	29.9	
8. Don't know	5.1	4.2	5.8	4.1	6.1	3.8	4.7	6.0	4.8	4.1	8.9	5.2	5.0	2.9	4.7	14.2	
<i>Item 10430 Subject C03</i>	<i>N</i>	<i>2378</i>	<i>1074</i>	<i>1140</i>	<i>1312</i>	<i>317</i>	<i>418</i>	<i>561</i>	<i>853</i>	<i>546</i>	<i>1855</i>	<i>366</i>	<i>1136</i>	<i>584</i>	<i>238</i>	<i>305</i>	<i>28</i>



QUESTIONNAIRE FORM 4 2011	TOTAL	SEX		RACE		REGION				COLLEGE PLANS?		ILLICIT DRUG USE: LIFETIME				
		M	F	White	Black	NE	NC	S	W	Yes	No	None	Mari- juana Only	Few Pills	More Pills	Any Her- oin
<i>N (Weighted No. of Cases):</i>	2459	1101	1160	1329	329	430	571	902	557	1888	375	1151	598	242	314	32
<i>% of Weighted Total:</i>	100.0	44.8	47.2	54.0	13.4	17.5	23.2	36.7	22.6	76.8	15.2	46.8	24.3	9.8	12.8	1.3
<b>A13I:</b> Not knowing the right people																
1. Not at all	39.4	42.4	36.9	42.7	31.7	36.3	40.2	40.2	39.6	38.9	40.0	40.7	39.8	38.4	37.6	32.1
2. Somewhat	40.4	38.6	42.1	41.1	41.7	44.1	41.5	37.3	41.3	42.1	38.5	40.8	40.5	39.0	40.8	38.9
3. A lot	14.4	14.9	13.4	12.2	18.3	16.1	12.6	14.3	14.9	14.1	12.6	12.3	14.4	18.6	15.8	15.6
8. Don't know	5.9	4.1	7.5	4.0	8.3	3.5	5.7	8.2	4.3	5.0	9.0	6.2	5.3	3.9	5.8	13.3
<i>Item 10440 Subject C03</i>	<i>N</i> 2378	1074	1139	1309	318	418	559	857	545	1853	367	1136	583	238	305	29
<b>A13J:</b> Not wanting to work hard																
1. Not at all	47.0	47.8	46.3	47.0	44.9	43.1	48.4	46.3	49.8	47.6	43.6	46.7	48.1	50.5	45.3	37.0
2. Somewhat	12.3	14.8	11.0	14.1	10.0	14.7	8.6	12.2	14.4	12.2	14.7	12.6	10.2	11.8	16.3	12.5
3. A lot	37.6	34.4	40.2	36.7	40.1	40.2	39.4	37.5	33.8	37.9	36.7	38.6	38.2	35.4	34.4	38.9
8. Don't know	3.1	3.1	2.4	2.2	5.0	2.0	3.5	4.0	2.0	2.3	4.9	2.1	3.6	2.2	3.9	11.5
<i>Item 10450 Subject C03, Q07</i>	<i>N</i> 2382	1075	1141	1312	317	418	562	855	546	1857	367	1136	587	238	305	29
<b>A13K:</b> Not wanting to conform																
1. Not at all	45.2	46.6	43.9	45.7	38.4	46.8	43.1	43.8	48.5	45.7	42.8	43.6	46.3	52.5	43.2	36.8
2. Somewhat	22.3	22.8	22.1	24.0	21.4	21.4	27.0	19.8	22.2	23.2	21.5	22.1	20.7	26.5	24.6	7.0
3. A lot	20.2	19.6	20.1	19.3	22.0	19.8	16.7	23.9	18.2	19.6	21.4	21.6	20.0	12.4	20.6	31.1
8. Don't know	12.3	11.0	13.9	11.0	18.2	12.1	13.1	12.5	11.1	11.6	14.3	12.6	12.9	8.6	11.6	25.1
<i>Item 10460 Subject C03, Q08</i>	<i>N</i> 2370	1073	1134	1305	317	413	562	852	543	1846	367	1130	585	238	303	28
<b>A14:</b> If you were to get enough money to live as comfortably as you'd like for the rest of your life, would you want to work?																
1. I would want to work	77.8	73.5	81.9	79.0	69.9	74.7	80.4	76.8	79.1	78.0	76.8	81.0	76.4	75.9	71.4	61.1
2. I would not want to work	22.2	26.5	18.1	21.0	30.1	25.3	19.6	23.2	20.9	22.0	23.2	19.0	23.6	24.1	28.6	38.9
<i>Item 8100 Subject C06</i>	<i>N</i> 2397	1083	1152	1316	320	417	564	867	549	1874	369	1139	593	238	309	30
<b>A15:</b> How much do you agree or disagree with each statement below?																
<b>A15A:</b> One sees so few good or happy marriages that one questions it as a way of life (NOTE: This question was omitted in the questionnaires administered in California, beginning in 1997, due to state requirements.)																
1. Disagree	22.0	24.9	21.0	25.0	15.7	21.4	24.1	20.8	22.2	22.8	20.7	25.6	20.5	18.3	17.8	8.5
2. Mostly disagree	15.3	15.9	15.3	17.8	9.6	15.2	16.5	13.5	18.9	16.6	12.9	16.2	14.8	17.1	14.4	8.4
3. Neither	27.1	27.3	25.6	26.1	31.4	26.5	29.1	27.6	22.1	25.9	29.4	28.2	26.6	24.7	23.8	42.0
4. Mostly agree	22.0	19.5	24.0	19.5	28.8	22.1	19.1	22.9	25.0	21.7	22.8	18.3	24.2	25.5	28.3	16.2
5. Agree	13.7	12.4	14.2	11.7	14.6	14.8	11.2	15.3	11.8	13.0	14.2	11.7	13.9	14.5	15.8	24.8
<i>Item 10470 Subject D03</i>	<i>N</i> 2098	964	988	1224	306	412	561	865	260	1634	325	1004	516	201	270	27
<b>A15B:</b> It is usually a good idea for a couple to live together before getting married in order to find out whether they really get along (NOTE: This question was omitted in the questionnaires administered in California, beginning in 1997, due to state requirements.)																
1. Disagree	12.0	9.8	14.8	12.3	12.1	4.9	12.3	14.7	13.5	13.3	8.1	17.0	7.5	8.5	6.5	-
2. Mostly disagree	7.0	5.8	7.9	7.2	7.1	5.2	7.2	7.7	6.9	7.0	7.0	9.0	5.9	2.6	4.5	9.0
3. Neither	11.3	12.4	10.3	11.0	11.9	12.1	12.9	10.9	8.3	11.1	12.4	12.1	11.1	10.5	8.0	13.5
4. Mostly agree	29.3	29.7	28.3	30.1	30.7	36.1	31.3	26.7	23.0	29.0	31.3	26.8	33.0	32.4	28.7	24.0
5. Agree	40.4	42.3	38.8	39.4	38.2	41.8	36.3	40.0	48.3	39.7	41.1	35.1	42.6	46.0	52.3	53.4
<i>Item 10480 Subject D03</i>	<i>N</i> 2110	968	996	1234	309	411	566	873	261	1648	327	1015	517	203	270	27



## DESCRIPTIVE RESULTS: 2011

175

QUESTIONNAIRE FORM 4 2011	TOTAL	SEX		RACE		REGION				COLLEGE PLANS?		ILLICIT DRUG USE: LIFETIME					
		M	F	White	Black	NE	NC	S	W	Yes	No	None	Mari- juana Only	Few Pills	More Pills	Any Her- oin	
<i>N (Weighted No. of Cases):</i>	2459	1101	1160	1329	329	430	571	902	557	1888	375	1151	598	242	314	32	
<i>% of Weighted Total:</i>	100.0	44.8	47.2	54.0	13.4	17.5	23.2	36.7	22.6	76.8	15.2	46.8	24.3	9.8	12.8	1.3	
<b>A15C:</b> Having a close intimate relationship with only one partner is too restrictive for the average person ( <b>NOTE: This question was omitted in the questionnaires administered in California, beginning in 1997, due to state requirements.</b> )																	
1. Disagree	43.3	37.8	50.2	46.3	37.2	35.0	46.7	45.2	42.9	44.6	37.0	48.7	38.1	36.8	38.7	34.5	
2. Mostly disagree	21.0	23.8	18.9	22.5	25.2	24.2	22.5	19.8	16.9	22.2	18.3	21.6	23.4	22.5	18.0	8.0	
3. Neither	17.2	19.9	13.8	15.7	14.8	19.0	15.8	16.1	21.3	15.9	23.0	16.5	18.2	12.6	20.1	40.1	
4. Mostly agree	11.8	11.7	11.1	9.7	15.3	14.6	11.0	11.1	11.6	11.4	12.6	8.9	13.7	18.2	11.4	13.2	
5. Agree	6.6	6.8	6.0	5.8	7.5	7.1	4.1	7.7	7.3	5.9	9.1	4.3	6.6	9.9	11.7	4.3	
<i>Item 10490 Subject D03</i>	<i>N</i>	<i>2104</i>	<i>965</i>	<i>994</i>	<i>1233</i>	<i>306</i>	<i>409</i>	<i>565</i>	<i>869</i>	<i>261</i>	<i>1644</i>	<i>327</i>	<i>1012</i>	<i>515</i>	<i>203</i>	<i>269</i>	<i>27</i>
<b>A15D:</b> Being a father and raising children is one of the most fulfilling experiences a man can have																	
1. Disagree	3.1	3.1	2.8	2.5	4.6	2.7	1.6	3.8	3.8	3.0	3.1	2.1	3.0	4.0	4.9	4.4	
2. Mostly disagree	3.7	3.8	3.5	3.8	0.5	4.3	3.2	3.2	4.4	3.7	4.2	3.3	2.4	6.3	5.7	-	
3. Neither	17.4	14.1	21.2	19.0	16.7	18.8	17.2	16.5	18.0	17.4	18.6	18.0	16.2	13.7	20.1	32.2	
4. Mostly agree	31.1	30.9	31.4	31.9	27.7	34.8	32.3	28.5	31.4	31.0	33.0	29.1	34.4	32.6	33.9	23.3	
5. Agree	44.7	48.1	41.1	42.8	50.6	39.4	45.7	48.0	42.4	44.8	41.1	47.4	44.0	43.5	35.4	40.1	
<i>Item 10520 Subject D05</i>	<i>N</i>	<i>2389</i>	<i>1089</i>	<i>1143</i>	<i>1316</i>	<i>325</i>	<i>410</i>	<i>561</i>	<i>870</i>	<i>547</i>	<i>1872</i>	<i>371</i>	<i>1140</i>	<i>593</i>	<i>240</i>	<i>305</i>	<i>31</i>
<b>A15E:</b> Being a mother and raising children is one of the most fulfilling experiences a woman can have																	
1. Disagree	3.0	3.0	2.9	2.0	5.0	2.4	2.1	3.7	3.2	2.9	3.3	2.5	3.1	3.3	2.7	4.5	
2. Mostly disagree	2.8	2.2	2.9	2.4	3.0	3.5	2.4	2.7	2.9	2.2	5.1	1.8	1.9	5.0	4.4	10.8	
3. Neither	17.9	23.1	13.0	18.7	18.3	20.2	16.7	18.2	17.0	18.0	17.9	17.7	19.2	16.6	17.5	27.3	
4. Mostly agree	24.7	21.0	27.6	25.6	22.9	28.9	25.0	23.3	23.3	24.9	24.6	22.8	27.1	28.0	24.4	16.9	
5. Agree	51.6	50.7	53.6	51.2	50.9	45.1	53.8	52.0	53.7	52.0	49.1	55.2	48.7	47.1	51.1	40.5	
<i>Item 12170 Subject D05</i>	<i>N</i>	<i>2380</i>	<i>1075</i>	<i>1151</i>	<i>1314</i>	<i>323</i>	<i>410</i>	<i>563</i>	<i>866</i>	<i>541</i>	<i>1870</i>	<i>365</i>	<i>1141</i>	<i>587</i>	<i>240</i>	<i>302</i>	<i>30</i>
<b>A15F:</b> Most mothers should spend more time with their children than they do now																	
1. Disagree	1.8	1.7	1.8	1.5	2.6	1.8	1.8	2.0	1.6	1.5	3.0	1.3	1.6	3.1	1.2	-	
2. Mostly disagree	5.3	5.9	4.6	6.0	2.8	5.7	6.0	4.5	5.6	5.2	5.5	4.8	5.1	6.6	5.3	16.4	
3. Neither	26.3	30.3	22.7	28.6	25.5	32.0	28.5	24.7	22.5	27.8	23.2	26.6	27.7	30.2	23.0	25.4	
4. Mostly agree	33.9	34.3	34.0	35.3	26.1	31.3	37.1	31.5	36.3	33.4	37.3	34.1	34.7	34.2	32.4	22.8	
5. Agree	32.7	27.8	36.9	28.6	43.0	29.3	26.6	37.3	34.1	32.1	31.0	33.2	31.0	25.9	38.1	35.4	
<i>Item 10530 Subject D05</i>	<i>N</i>	<i>2389</i>	<i>1081</i>	<i>1152</i>	<i>1318</i>	<i>323</i>	<i>409</i>	<i>564</i>	<i>871</i>	<i>544</i>	<i>1875</i>	<i>369</i>	<i>1142</i>	<i>590</i>	<i>239</i>	<i>304</i>	<i>32</i>
<b>A15G:</b> Most fathers should spend more time with their children than they do now																	
1. Disagree	1.8	1.9	1.6	1.6	1.8	1.5	1.2	2.4	1.7	1.4	3.7	1.2	1.3	2.3	3.0	-	
2. Mostly disagree	2.8	2.5	2.8	2.5	2.8	3.8	3.0	2.6	2.1	2.8	1.8	2.2	3.1	3.9	2.8	5.2	
3. Neither	20.2	22.4	18.1	23.1	11.2	24.9	25.1	16.2	18.1	20.9	18.9	21.3	19.0	23.8	17.6	25.7	
4. Mostly agree	34.2	36.1	32.9	36.8	25.8	34.9	37.1	31.5	34.8	34.0	37.6	34.3	34.0	36.3	32.0	28.2	
5. Agree	41.0	37.1	44.7	35.9	58.4	35.0	33.6	47.3	43.3	40.9	38.0	41.1	42.6	33.7	44.7	40.9	
<i>Item 12180 Subject D05</i>	<i>N</i>	<i>2391</i>	<i>1084</i>	<i>1150</i>	<i>1320</i>	<i>322</i>	<i>410</i>	<i>565</i>	<i>871</i>	<i>545</i>	<i>1874</i>	<i>372</i>	<i>1145</i>	<i>592</i>	<i>240</i>	<i>302</i>	<i>32</i>
<b>A16:</b> How much TV do you estimate you watch on an average weekday?																	
1. None	6.2	5.6	6.3	6.2	4.3	3.5	3.8	8.0	8.1	6.6	2.6	6.1	4.2	6.9	8.3	13.1	
2. Half-hour or less	16.6	17.0	16.5	18.4	10.9	18.0	16.0	15.4	17.9	16.6	17.8	18.3	14.1	13.8	16.0	25.4	
3. About one hour	22.4	23.8	22.0	25.1	13.4	23.4	23.4	20.6	23.4	23.1	20.1	22.4	19.4	26.7	27.6	16.0	
4. About two hours	20.6	20.4	21.7	22.1	18.1	17.8	23.3	21.7	18.2	20.7	21.0	21.3	21.0	20.0	19.6	21.6	
5. About three hours	14.8	13.6	15.3	13.0	18.7	17.2	14.5	14.5	13.8	14.4	15.9	14.0	16.8	14.8	14.1	6.8	
6. About four hours	9.3	9.7	8.6	8.0	11.5	10.6	9.9	8.3	9.1	8.8	11.1	8.2	10.8	10.8	8.8	7.9	
7. Five hours or more	10.1	10.0	9.7	7.3	23.0	9.5	9.1	11.6	9.4	9.8	11.5	9.7	13.8	7.1	5.6	9.2	
<i>Item 10550 Subject C07</i>	<i>N</i>	<i>2386</i>	<i>1079</i>	<i>1147</i>	<i>1317</i>	<i>323</i>	<i>411</i>	<i>560</i>	<i>870</i>	<i>545</i>	<i>1866</i>	<i>370</i>	<i>1136</i>	<i>592</i>	<i>239</i>	<i>308</i>	<i>32</i>



QUESTIONNAIRE FORM 4 2011	TOTAL	SEX		RACE		REGION				COLLEGE PLANS?		ILLICIT DRUG USE: LIFETIME				
		M	F	White	Black	NE	NC	S	W	Yes	No	None	Mari- juana Only	Few Pills	More Pills	Any Her- oin
<i>N (Weighted No. of Cases):</i>	2459	1101	1160	1329	329	430	571	902	557	1888	375	1151	598	242	314	32
<i>% of Weighted Total:</i>	100.0	44.8	47.2	54.0	13.4	17.5	23.2	36.7	22.6	76.8	15.2	46.8	24.3	9.8	12.8	1.3
<b>A17:</b> In the past year, how many books have you read just because you wanted to—that is, without their being assigned?																
1. None	23.4	31.7	15.8	22.8	23.9	25.1	24.7	22.7	21.9	20.8	35.8	20.1	26.0	25.4	28.4	24.5
2. One	17.4	19.9	15.3	18.1	14.4	16.8	18.3	18.7	14.8	17.6	15.2	16.4	18.0	17.3	19.4	14.4
3. Two to five	34.3	30.8	37.7	31.4	40.8	34.9	32.2	35.3	34.4	34.7	32.3	35.8	35.3	31.5	31.5	19.2
4. Six to nine	10.1	8.3	11.4	11.0	8.1	9.5	9.1	9.0	13.2	10.8	7.3	10.4	9.8	13.0	8.2	7.9
5. Ten or more	14.8	9.4	19.8	16.7	12.8	13.7	15.7	14.2	15.7	16.0	9.4	17.5	10.8	12.8	12.5	34.0
<i>Item 10560 Subject C07</i>	<i>N</i> 2383	1085	1143	1311	323	417	559	859	548	1866	367	1145	598	241	310	29
<b>A18:</b> Some people think about what's going on in government very often, and others are not that interested. How much of an interest do you take in government and current events?																
1. No interest at all	10.7	8.4	12.8	9.9	13.6	13.2	11.2	10.8	8.2	9.7	14.8	9.4	13.8	8.7	10.9	10.1
2. Very little interest	22.4	19.0	26.1	22.7	23.8	26.3	21.7	22.0	20.8	21.9	25.7	23.4	20.7	22.5	22.7	21.6
3. Some interest	42.3	41.5	43.4	40.7	42.3	38.5	44.7	43.0	41.4	41.8	45.3	41.8	43.9	43.4	40.3	41.1
4. A lot of interest	15.7	18.5	12.8	17.5	13.0	14.7	12.8	15.7	19.5	17.1	8.4	17.2	12.5	16.2	16.4	11.4
5. A very great interest	8.9	12.6	5.0	9.2	7.3	7.4	9.6	8.4	10.2	9.4	5.8	8.3	9.2	9.2	9.7	15.7
<i>Item 6330 Subject H01, Q08</i>	<i>N</i> 2372	1083	1138	1310	321	411	558	857	547	1864	367	1143	597	240	308	30
<b>A19:</b> Some people think that there ought to be changes in the amount of influence and power that certain organizations have in our society. Do you think the following organizations should have more influence, less influence, or about the same influence as they have now?																
How much influence should there be for . . .																
<b>A19A:</b> Large corporations?																
1. Much less	9.7	13.3	6.2	11.5	5.4	11.3	9.9	9.0	9.6	10.3	8.1	8.1	7.7	14.8	15.5	18.8
2. Less	26.8	28.5	25.5	28.8	18.3	26.7	30.6	20.4	32.9	27.7	24.4	25.4	27.8	29.0	28.2	25.1
3. Same as now	29.5	29.5	29.9	31.7	25.5	30.1	30.9	29.8	27.3	29.6	28.4	31.4	30.2	29.7	23.4	27.6
4. More	10.4	10.4	9.8	7.7	15.9	7.6	8.2	13.7	9.5	9.9	11.2	9.4	12.1	8.3	9.9	14.8
5. Much more	3.6	4.3	3.1	2.8	7.5	2.4	2.8	4.6	3.9	3.1	5.8	4.0	2.0	2.7	5.5	4.0
8. No opinion	20.0	14.1	25.6	17.5	27.3	22.0	17.6	22.5	16.9	19.3	22.1	21.7	20.3	15.5	17.4	9.8
<i>Item 10570 Subject K03</i>	<i>N</i> 2352	1081	1132	1304	317	406	555	849	543	1858	367	1139	596	238	304	28
<b>A19B:</b> Major labor unions?																
1. Much less	6.3	10.0	3.0	8.0	2.5	3.9	9.2	4.9	7.4	7.0	4.8	7.8	3.5	6.1	6.5	17.8
2. Less	12.6	14.1	10.8	16.3	7.6	8.4	15.5	11.7	14.3	12.8	12.9	12.2	11.8	14.0	13.9	16.3
3. Same as now	29.6	30.1	29.6	30.9	24.2	33.1	28.6	28.4	29.9	30.1	27.6	30.7	30.4	30.2	25.9	21.0
4. More	22.3	23.6	20.9	20.2	24.9	25.2	20.3	22.6	21.8	22.0	23.2	19.5	24.4	25.6	26.1	20.8
5. Much more	5.5	6.2	4.4	3.2	10.4	4.7	5.0	5.9	6.2	4.8	7.4	5.4	4.8	5.3	5.9	2.0
8. No opinion	23.6	15.9	31.2	21.4	30.5	24.6	21.5	26.6	20.4	23.3	24.1	24.5	25.1	18.7	21.8	22.1
<i>Item 10580 Subject K03</i>	<i>N</i> 2349	1079	1129	1301	318	405	554	848	542	1855	367	1139	593	238	304	28
<b>A19C:</b> Churches and religious organizations?																
1. Much less	13.0	16.7	9.3	15.8	5.2	16.1	11.6	11.0	15.1	13.8	11.3	10.2	13.5	16.1	20.3	23.4
2. Less	12.2	12.5	11.8	13.8	9.6	14.2	11.1	11.4	13.2	12.8	8.8	11.4	11.9	14.0	14.2	10.2
3. Same as now	29.4	30.0	29.1	29.8	23.3	33.6	31.8	25.1	30.5	29.4	30.5	30.4	29.8	34.5	24.2	20.0
4. More	18.3	18.0	19.1	18.1	19.8	11.8	20.8	20.9	16.6	18.5	17.4	21.2	15.5	13.2	15.5	12.8
5. Much more	12.4	11.0	13.2	8.5	26.3	5.9	10.6	17.9	10.6	12.0	13.0	13.5	11.3	9.8	10.1	19.2
8. No opinion	14.7	11.6	17.6	14.0	15.7	18.4	14.1	13.8	13.9	13.5	19.0	13.2	18.0	12.3	15.7	14.4
<i>Item 10590 Subject G, K03</i>	<i>N</i> 2349	1080	1128	1299	318	405	555	847	542	1852	367	1135	594	237	307	28
<b>A19D:</b> The national news media (TV, magazines, news services)?																
1. Much less	12.8	17.0	9.2	14.6	9.0	13.0	13.0	10.9	15.5	13.4	12.4	13.2	9.9	16.0	14.4	28.4
2. Less	30.1	28.8	32.0	33.0	21.3	29.1	34.1	28.0	29.9	32.5	22.1	30.1	32.1	27.4	31.2	16.0
3. Same as now	30.6	29.4	31.5	30.5	29.2	29.4	30.2	31.6	30.4	29.6	35.1	31.9	29.5	34.0	26.9	27.5
4. More	9.8	10.0	9.9	7.5	15.3	10.7	8.2	10.9	9.1	9.1	11.5	8.8	11.9	8.9	8.0	7.8
5. Much more	5.2	5.1	4.5	3.4	10.3	5.4	4.2	5.2	5.9	4.7	5.8	5.2	4.1	4.7	5.8	10.7
8. No opinion	11.5	9.8	13.0	11.1	14.9	12.4	10.2	13.5	9.1	10.7	13.0	10.8	12.5	9.0	13.8	9.6
<i>Item 10600 Subject K03</i>	<i>N</i> 2349	1079	1129	1303	318	405	556	846	542	1855	367	1138	594	236	304	29



## DESCRIPTIVE RESULTS: 2011

QUESTIONNAIRE FORM 4 2011	TOTAL	SEX		RACE		REGION				COLLEGE PLANS?		ILLICIT DRUG USE: LIFETIME				
		M	F	White	Black	NE	NC	S	W	Yes	No	None	Mari- juana Only	Few Pills	More Pills	Any Her- oin
<i>N (Weighted No. of Cases):</i> <i>% of Weighted Total:</i>	2459 100.0	1101 44.8	1160 47.2	1329 54.0	329 13.4	430 17.5	571 23.2	902 36.7	557 22.6	1888 76.8	375 15.2	1151 46.8	598 24.3	242 9.8	314 12.8	32 1.3
<b>A19E:</b> The Presidency and the administration?																
1. Much less	5.7	8.1	3.4	7.5	1.8	5.1	5.5	5.8	6.1	5.5	7.5	5.4	4.8	6.7	6.9	13.4
2. Less	12.4	14.6	10.0	15.5	6.2	13.9	14.8	9.9	12.7	11.8	14.8	12.1	10.0	10.5	18.1	27.2
3. Same as now	37.2	37.4	37.5	38.9	32.9	33.1	37.9	37.3	39.6	39.0	30.9	38.7	40.1	38.4	30.0	18.9
4. More	19.5	19.1	19.9	16.9	26.7	21.3	19.3	18.6	19.6	20.7	13.9	20.6	18.3	20.9	16.0	14.5
5. Much more	8.8	9.1	8.4	6.3	11.3	9.0	8.1	9.1	8.7	7.9	12.4	7.2	9.6	11.9	9.8	6.8
8. No opinion	16.5	11.6	20.8	14.9	21.2	17.6	14.4	19.4	13.2	15.0	20.5	15.9	17.2	11.6	19.2	19.3
<i>Item 10610 Subject H04, K03</i>	<i>N 2347</i>	<i>1080</i>	<i>1128</i>	<i>1303</i>	<i>317</i>	<i>404</i>	<i>555</i>	<i>848</i>	<i>541</i>	<i>1855</i>	<i>367</i>	<i>1137</i>	<i>594</i>	<i>238</i>	<i>304</i>	<i>28</i>
<b>A19F:</b> The Congress—that is, the U.S. Senate and House of Representatives?																
1. Much less	5.0	7.7	2.4	5.9	1.6	5.3	4.5	4.9	5.2	4.7	6.0	4.1	3.8	7.4	6.9	26.3
2. Less	13.2	16.6	9.8	15.0	10.9	13.9	12.2	12.6	14.9	13.0	15.8	13.4	12.9	11.6	15.2	7.7
3. Same as now	36.6	35.7	38.1	38.6	32.2	35.9	40.4	35.6	34.7	38.1	30.6	37.4	36.9	42.3	32.5	26.7
4. More	18.5	18.4	18.2	17.2	18.2	17.6	18.0	17.5	21.3	19.4	13.4	19.2	19.8	16.0	14.9	9.6
5. Much more	7.5	7.4	7.5	6.0	11.2	7.1	6.5	8.5	7.4	7.0	10.4	6.7	6.7	10.3	10.3	2.9
8. No opinion	19.2	14.2	24.0	17.2	25.8	20.2	18.3	20.9	16.6	17.8	23.8	19.1	19.9	12.4	20.3	26.7
<i>Item 10620 Subject H04, K03</i>	<i>N 2351</i>	<i>1079</i>	<i>1129</i>	<i>1302</i>	<i>318</i>	<i>404</i>	<i>555</i>	<i>848</i>	<i>544</i>	<i>1855</i>	<i>367</i>	<i>1140</i>	<i>595</i>	<i>237</i>	<i>307</i>	<i>28</i>
<b>A19G:</b> The U.S. Supreme Court?																
1. Much less	2.9	4.5	1.5	3.5	1.3	3.6	2.3	2.9	3.1	2.5	5.3	1.9	2.4	4.4	5.6	16.2
2. Less	8.5	10.6	6.2	10.1	5.9	10.3	9.3	6.2	9.8	7.7	12.3	8.3	8.5	6.4	9.8	17.0
3. Same as now	39.5	41.6	38.3	41.4	32.8	34.2	44.5	39.0	39.1	41.4	32.8	40.4	39.1	47.5	34.5	33.1
4. More	21.1	21.2	20.8	20.2	20.6	23.3	19.1	19.8	23.5	21.9	16.6	21.7	22.3	19.5	18.2	14.8
5. Much more	8.3	8.6	7.6	7.2	11.1	8.6	8.1	8.5	7.9	8.0	9.5	8.1	7.2	9.3	9.9	4.4
8. No opinion	19.7	13.7	25.6	17.6	28.3	20.0	16.8	23.5	16.6	18.4	23.5	19.7	20.6	12.8	22.0	14.5
<i>Item 10630 Subject H04, K03</i>	<i>N 2343</i>	<i>1078</i>	<i>1124</i>	<i>1302</i>	<i>314</i>	<i>404</i>	<i>554</i>	<i>845</i>	<i>540</i>	<i>1852</i>	<i>365</i>	<i>1134</i>	<i>594</i>	<i>238</i>	<i>304</i>	<i>28</i>
<b>A19H:</b> All the courts and the justice system in general?																
1. Much less	3.3	5.1	1.8	3.7	1.9	4.0	3.1	2.5	4.4	2.9	5.8	2.0	2.5	4.4	6.8	24.8
2. Less	9.6	11.1	7.7	10.8	9.2	7.4	11.2	8.8	11.0	8.8	13.7	8.9	8.9	6.6	14.5	14.0
3. Same as now	41.1	42.5	40.1	43.3	32.4	39.1	44.4	39.3	42.0	42.1	37.0	43.8	39.9	44.0	37.0	24.1
4. More	19.4	20.2	18.6	19.4	17.4	23.6	18.2	18.9	18.3	20.6	14.1	19.1	19.2	23.7	16.1	9.6
5. Much more	7.1	7.4	6.6	5.3	11.6	4.6	5.8	8.0	8.7	7.1	6.8	6.7	8.0	7.8	5.9	9.0
8. No opinion	19.5	13.7	25.2	17.5	27.5	21.4	17.3	22.6	15.6	18.5	22.5	19.5	21.4	13.5	19.7	18.5
<i>Item 10640 Subject H04, K03</i>	<i>N 2345</i>	<i>1079</i>	<i>1127</i>	<i>1302</i>	<i>316</i>	<i>405</i>	<i>553</i>	<i>846</i>	<i>541</i>	<i>1854</i>	<i>367</i>	<i>1138</i>	<i>594</i>	<i>238</i>	<i>304</i>	<i>28</i>
<b>A19I:</b> The police and other law enforcement agencies?																
1. Much less	5.5	8.7	2.5	5.7	7.5	5.4	6.1	5.7	4.5	5.2	7.1	2.9	5.2	7.4	12.3	28.8
2. Less	10.5	13.4	8.1	11.3	9.6	11.7	10.1	9.2	12.1	10.3	11.8	6.3	13.1	12.9	17.8	18.1
3. Same as now	33.5	33.4	32.6	35.0	26.2	30.2	34.1	32.2	37.3	35.3	25.3	37.0	29.9	37.1	28.5	16.7
4. More	24.1	21.8	26.8	24.1	23.3	26.8	26.6	22.6	21.8	23.8	27.5	25.5	25.7	23.2	16.1	14.0
5. Much more	10.9	11.9	9.9	9.4	13.4	8.2	9.1	12.1	12.8	10.4	12.0	12.6	9.1	7.9	10.6	5.7
8. No opinion	15.5	10.8	20.1	14.5	20.1	17.6	13.9	18.2	11.5	15.0	16.4	15.7	16.8	11.5	14.7	16.7
<i>Item 10650 Subject K03</i>	<i>N 2346</i>	<i>1079</i>	<i>1129</i>	<i>1303</i>	<i>316</i>	<i>405</i>	<i>555</i>	<i>846</i>	<i>541</i>	<i>1855</i>	<i>367</i>	<i>1138</i>	<i>594</i>	<i>238</i>	<i>304</i>	<i>28</i>
<b>A19J:</b> The U.S. military?																
1. Much less	5.6	7.7	3.6	5.8	5.5	7.5	4.3	5.4	6.0	5.7	4.4	5.0	6.7	4.5	5.6	19.8
2. Less	8.1	9.3	7.1	7.8	6.8	9.3	9.1	5.9	9.6	8.4	7.8	6.3	9.7	9.7	9.0	12.0
3. Same as now	34.6	36.0	33.3	34.5	34.9	33.8	36.9	31.4	37.5	36.8	25.0	36.7	32.9	39.2	31.8	18.0
4. More	20.1	19.1	21.2	22.6	15.0	21.0	21.8	20.1	17.9	19.4	25.8	21.4	20.9	20.9	15.6	5.1
5. Much more	15.5	16.7	14.3	15.5	15.0	12.2	14.3	16.8	17.0	14.3	18.9	14.3	13.1	14.3	22.1	30.3
8. No opinion	16.1	11.2	20.6	13.7	23.0	16.0	13.6	20.4	12.0	15.4	18.1	16.3	16.7	11.4	15.9	14.8
<i>Item 10660 Subject K03, L04</i>	<i>N 2351</i>	<i>1078</i>	<i>1130</i>	<i>1301</i>	<i>317</i>	<i>405</i>	<i>554</i>	<i>846</i>	<i>545</i>	<i>1856</i>	<i>366</i>	<i>1139</i>	<i>594</i>	<i>238</i>	<i>307</i>	<i>28</i>
The next questions ask your views about drugs.																
<b>A20:</b> Do you think that people (who are 18 or older) should be prohibited by law from doing each of the following?																



QUESTIONNAIRE FORM 4 2011	TOTAL	SEX		RACE		REGION				COLLEGE PLANS?		ILLCIT DRUG USE: LIFETIME				
		M	F	White	Black	NE	NC	S	W	Yes	No	None	Mari- juana Only	Few Pills	More Pills	Any Her- oin
<i>N (Weighted No. of Cases):</i>	2459	1101	1160	1329	329	430	571	902	557	1888	375	1151	598	242	314	32
<i>% of Weighted Total:</i>	100.0	44.8	47.2	54.0	13.4	17.5	23.2	36.7	22.6	76.8	15.2	46.8	24.3	9.8	12.8	1.3
<b>A20A:</b> Smoking marijuana (pot, weed) in private																
1. No	52.4	56.0	49.8	53.8	55.7	55.7	50.2	48.1	58.7	50.9	60.6	35.7	64.3	68.0	78.3	83.3
2. Not sure	13.4	11.8	14.7	12.7	12.7	13.3	14.5	13.9	11.6	13.9	11.2	17.1	11.8	9.9	6.5	-
3. Yes	34.2	32.2	35.5	33.5	31.6	31.0	35.2	38.0	29.7	35.1	28.2	47.2	24.0	22.1	15.1	16.7
<i>Item 10780 Subject A13a</i>	<i>N 2354</i>	<i>1083</i>	<i>1134</i>	<i>1308</i>	<i>319</i>	<i>406</i>	<i>555</i>	<i>850</i>	<i>544</i>	<i>1859</i>	<i>365</i>	<i>1137</i>	<i>597</i>	<i>240</i>	<i>307</i>	<i>29</i>
<b>A20B:</b> Smoking marijuana in public places																
1. No	24.1	28.4	19.4	23.0	31.1	28.0	20.2	24.2	24.9	21.7	33.1	13.7	25.4	35.0	48.6	45.8
2. Not sure	12.1	12.6	11.9	12.7	14.6	13.5	12.4	12.3	10.5	11.8	13.3	7.9	18.3	13.0	15.1	5.9
3. Yes	63.8	59.0	68.6	64.3	54.3	58.5	67.4	63.5	64.6	66.5	53.6	78.4	56.3	52.0	36.2	48.3
<i>Item 10790 Subject A13a</i>	<i>N 2350</i>	<i>1081</i>	<i>1132</i>	<i>1307</i>	<i>319</i>	<i>404</i>	<i>555</i>	<i>848</i>	<i>544</i>	<i>1857</i>	<i>364</i>	<i>1136</i>	<i>596</i>	<i>239</i>	<i>306</i>	<i>29</i>
<b>A20C:</b> Taking LSD in private																
1. No	26.0	29.3	22.3	26.2	26.1	29.3	21.2	27.1	26.6	24.2	33.2	19.0	25.4	29.7	45.4	62.7
2. Not sure	17.1	15.8	18.2	12.7	25.1	15.7	17.7	16.6	18.1	16.5	20.0	17.6	15.6	17.5	18.1	12.5
3. Yes	57.0	54.9	59.4	61.1	48.8	55.0	61.1	56.3	55.3	59.3	46.8	63.4	59.0	52.7	36.5	24.9
<i>Item 10800 Subject A13a</i>	<i>N 2341</i>	<i>1075</i>	<i>1132</i>	<i>1304</i>	<i>318</i>	<i>402</i>	<i>553</i>	<i>846</i>	<i>540</i>	<i>1849</i>	<i>365</i>	<i>1129</i>	<i>595</i>	<i>239</i>	<i>306</i>	<i>29</i>
<b>A20D:</b> Taking LSD in public places																
1. No	14.2	15.9	11.8	12.4	21.7	18.3	10.2	16.3	11.9	12.6	19.2	10.8	15.8	14.4	20.0	29.8
2. Not sure	12.5	12.4	12.8	8.6	20.2	10.1	12.8	13.9	11.8	11.1	18.7	10.7	14.2	13.1	15.3	12.6
3. Yes	73.3	71.7	75.4	79.0	58.1	71.6	76.9	69.8	76.3	76.2	62.1	78.5	70.0	72.5	64.6	57.7
<i>Item 10810 Subject A13a</i>	<i>N 2343</i>	<i>1078</i>	<i>1130</i>	<i>1308</i>	<i>317</i>	<i>402</i>	<i>553</i>	<i>848</i>	<i>540</i>	<i>1851</i>	<i>364</i>	<i>1133</i>	<i>595</i>	<i>240</i>	<i>307</i>	<i>28</i>
<b>A20E:</b> Taking amphetamines (uppers) or sedatives (downers) in private																
1. No	29.1	30.1	27.7	28.4	28.5	28.6	23.9	30.4	32.8	27.1	37.5	21.2	27.8	38.6	48.6	74.8
2. Not sure	20.6	19.1	22.3	17.3	28.0	20.2	21.5	21.3	19.1	21.1	18.9	22.0	20.4	17.6	20.3	3.0
3. Yes	50.2	50.8	50.0	54.3	43.5	51.1	54.6	48.3	48.1	51.8	43.6	56.8	51.8	43.8	31.1	22.2
<i>Item 10825 Subject A13a</i>	<i>N 2339</i>	<i>1076</i>	<i>1132</i>	<i>1305</i>	<i>318</i>	<i>404</i>	<i>551</i>	<i>844</i>	<i>541</i>	<i>1850</i>	<i>364</i>	<i>1131</i>	<i>595</i>	<i>239</i>	<i>306</i>	<i>29</i>
<b>A20F:</b> Taking amphetamines or sedatives in public places																
1. No	15.9	17.5	13.4	13.3	23.0	17.0	11.2	18.4	15.8	14.2	22.5	11.4	18.0	15.1	24.3	40.2
2. Not sure	15.6	16.1	15.2	13.3	23.6	13.9	15.9	17.3	13.8	15.2	17.4	13.8	16.2	20.0	18.2	5.1
3. Yes	68.5	66.4	71.5	73.4	53.3	69.1	72.9	64.3	70.4	70.6	60.1	74.8	65.8	64.9	57.5	54.7
<i>Item 10835 Subject A13a</i>	<i>N 2344</i>	<i>1080</i>	<i>1132</i>	<i>1307</i>	<i>318</i>	<i>404</i>	<i>551</i>	<i>848</i>	<i>541</i>	<i>1852</i>	<i>365</i>	<i>1133</i>	<i>595</i>	<i>240</i>	<i>307</i>	<i>29</i>
<b>A20G:</b> Taking heroin in private																
1. No	22.5	25.1	19.2	18.6	33.3	21.8	18.1	26.7	20.9	20.3	30.4	18.6	24.1	23.5	28.7	51.3
2. Not sure	8.7	8.4	8.8	7.5	9.2	9.3	8.3	8.4	9.1	8.5	9.8	9.5	8.1	7.6	7.4	3.2
3. Yes	68.8	66.5	72.0	73.9	57.5	68.9	73.6	64.9	70.0	71.2	59.9	71.9	67.8	68.9	64.0	45.5
<i>Item 10840 Subject A13a</i>	<i>N 2346</i>	<i>1080</i>	<i>1133</i>	<i>1308</i>	<i>317</i>	<i>404</i>	<i>553</i>	<i>847</i>	<i>542</i>	<i>1855</i>	<i>365</i>	<i>1136</i>	<i>595</i>	<i>240</i>	<i>307</i>	<i>28</i>
<b>A20H:</b> Taking heroin in public places																
1. No	15.6	16.5	13.8	12.2	26.7	16.8	11.6	19.4	12.7	13.6	21.8	11.9	19.3	17.7	17.6	23.0
2. Not sure	5.3	6.6	4.1	4.0	5.6	5.1	5.0	5.4	5.7	4.8	7.6	4.8	5.3	5.7	5.0	13.2
3. Yes	79.1	76.9	82.1	83.8	67.7	78.1	83.4	75.2	81.5	81.7	70.6	83.3	75.3	76.6	77.4	63.7
<i>Item 10850 Subject A13a</i>	<i>N 2346</i>	<i>1080</i>	<i>1133</i>	<i>1306</i>	<i>319</i>	<i>402</i>	<i>553</i>	<i>849</i>	<i>542</i>	<i>1857</i>	<i>364</i>	<i>1138</i>	<i>595</i>	<i>239</i>	<i>307</i>	<i>27</i>
<b>A20I:</b> Getting drunk in private																
1. No	65.5	67.6	64.7	69.0	57.9	65.4	69.4	62.4	66.4	66.2	67.2	59.6	69.3	74.0	74.6	85.9
2. Not sure	13.1	10.3	15.1	11.6	13.1	9.2	13.9	14.1	13.4	13.3	10.4	15.8	12.6	7.7	8.7	2.6
3. Yes	21.4	22.1	20.2	19.4	29.1	25.4	16.6	23.4	20.2	20.5	22.4	24.6	18.1	18.3	16.7	11.4
<i>Item 10860 Subject A13a</i>	<i>N 2347</i>	<i>1079</i>	<i>1132</i>	<i>1307</i>	<i>316</i>	<i>404</i>	<i>554</i>	<i>843</i>	<i>546</i>	<i>1853</i>	<i>365</i>	<i>1136</i>	<i>594</i>	<i>240</i>	<i>310</i>	<i>29</i>
<b>A20J:</b> Getting drunk in public places																
1. No	31.8	35.4	27.9	32.3	33.4	30.5	36.2	31.3	29.1	31.2	36.5	24.0	36.5	36.7	45.0	49.2
2. Not sure	18.9	16.7	21.5	19.1	15.4	19.6	19.7	18.3	18.4	19.5	16.1	20.4	18.0	17.2	18.2	4.2
3. Yes	49.3	47.9	50.6	48.6	51.2	49.9	44.1	50.3	52.5	49.4	47.4	55.6	45.5	46.0	36.8	46.6
<i>Item 10870 Subject A13a</i>	<i>N 2351</i>	<i>1082</i>	<i>1131</i>	<i>1308</i>	<i>317</i>	<i>404</i>	<i>554</i>	<i>847</i>	<i>546</i>	<i>1854</i>	<i>365</i>	<i>1136</i>	<i>595</i>	<i>240</i>	<i>310</i>	<i>29</i>



QUESTIONNAIRE FORM 4 2011	TOTAL	SEX		RACE		REGION				COLLEGE PLANS?		ILLICIT DRUG USE: LIFETIME				
		M	F	White	Black	NE	NC	S	W	Yes	No	None	Mari- juana Only	Few Pills	More Pills	Any Her- oin
<i>N (Weighted No. of Cases):</i>	2459	1101	1160	1329	329	430	571	902	557	1888	375	1151	598	242	314	32
<i>% of Weighted Total:</i>	100.0	44.8	47.2	54.0	13.4	17.5	23.2	36.7	22.6	76.8	15.2	46.8	24.3	9.8	12.8	1.3
<b>A20K:</b> Smoking tobacco in certain specified public places																
1. No	42.6	46.8	38.7	46.2	41.5	41.4	42.5	42.8	43.3	41.1	49.8	34.2	45.2	51.9	59.3	68.8
2. Not sure	14.8	13.7	16.2	14.6	17.8	15.2	15.2	15.6	12.9	14.8	13.1	15.8	16.2	12.1	11.7	3.1
3. Yes	42.6	39.5	45.1	39.1	40.7	43.4	42.3	41.5	43.8	44.0	37.1	50.0	38.7	36.0	29.0	28.0
<i>Item 10760 Subject A13a</i>	<i>N</i> 2347	1080	1133	1308	318	404	554	847	542	1856	365	1137	595	239	307	29
<b>A21:</b> In particular, there has been a great deal of public debate about whether marijuana use should be legal. Which of the following policies would you favor?																
1. Using marijuana should be entirely legal	39.2	46.7	32.0	42.0	40.0	41.0	38.5	37.2	41.8	37.7	47.8	19.1	55.9	53.2	68.9	60.8
2. It should be a minor violation—like a parking ticket—but not a crime	26.9	24.3	30.2	26.2	27.4	30.0	28.4	26.5	23.8	27.5	23.9	28.1	30.7	27.8	16.6	15.1
3. It should be a crime	21.3	17.8	24.1	22.2	13.1	17.9	22.3	21.4	22.5	22.3	15.9	34.6	8.0	10.4	6.3	13.1
4. Don't know	12.6	11.2	13.7	9.6	19.5	11.1	10.8	14.8	11.8	12.6	12.4	18.1	5.4	8.6	8.2	11.0
<i>Item 10880 Subject A13b</i>	<i>N</i> 2349	1081	1136	1305	322	405	553	851	540	1856	366	1135	597	241	306	30
<b>A22:</b> If it were legal for people to USE marijuana, should it also be legal to SELL marijuana?																
1. No	28.1	24.6	31.0	27.9	24.1	27.8	30.1	26.8	28.5	28.9	25.2	38.1	19.2	17.7	19.3	12.8
2. Yes, but only to adults	51.0	55.6	47.6	52.5	50.9	50.8	47.6	50.4	55.6	51.1	52.3	40.1	63.0	64.5	58.1	69.4
3. Yes, to anyone	10.5	9.0	11.6	10.6	10.7	12.1	9.8	11.0	9.1	10.6	10.6	9.4	9.3	11.7	15.1	15.8
4. Don't know	10.3	10.9	9.7	9.0	14.3	9.3	12.4	11.8	6.7	9.4	11.9	12.5	8.4	6.1	7.5	2.0
<i>Item 10890 Subject A13b</i>	<i>N</i> 2350	1080	1139	1307	321	405	554	849	542	1858	366	1136	597	241	308	30
<b>A23:</b> If marijuana were legal to use and legally available, which of the following would you be most likely to do?																
1. Not use it, even if it were legal and available	54.9	49.1	61.2	53.2	52.4	49.2	53.2	57.4	57.0	57.6	46.2	83.5	30.3	32.5	19.4	22.0
2. Try it	9.6	10.5	8.8	10.2	7.6	10.5	10.3	9.2	8.6	10.0	7.2	9.3	12.6	6.3	8.3	-
3. Use it about as often as I do now	17.6	19.4	15.5	19.7	14.4	22.9	17.0	13.5	20.7	16.0	22.9	0.7	30.0	35.5	39.7	39.3
4. Use it more often than I do now	7.3	9.7	5.4	7.6	9.6	10.8	6.5	7.8	4.9	7.1	9.5	0.2	12.4	12.4	19.6	16.9
5. Use it less than I do now	1.7	1.4	1.6	1.4	2.3	1.2	1.0	1.7	2.5	1.3	2.2	0.1	1.8	2.6	5.7	6.4
6. Don't know	8.9	9.9	7.7	7.8	13.7	5.4	12.0	10.4	6.3	7.9	11.9	6.3	13.0	10.8	7.3	15.4
<i>Item 10900 Subject A13b</i>	<i>N</i> 2349	1080	1138	1307	321	405	554	846	543	1859	363	1137	596	241	308	30
The next questions ask about a number of different things.																
<b>D01A:</b> Think about the kinds of paid jobs that people your age usually have. If you could work just the number of hours that you wanted, how many hours per week would you PREFER to work during the school year?																
1. None	6.4	7.6	5.1	5.8	8.5	6.4	4.9	8.6	4.4	6.2	6.8	7.2	5.3	6.6	5.8	6.2
2. 5 or less hours	5.9	5.0	6.6	5.0	6.0	8.1	4.3	5.6	6.3	6.1	5.4	8.4	3.4	4.2	3.0	5.6
3. 6-10	13.5	12.4	14.7	14.6	12.0	15.5	12.5	12.1	15.5	14.6	8.9	15.0	13.9	13.3	8.3	6.5
4. 11-15	14.4	12.7	15.8	17.1	9.4	17.4	17.4	10.8	15.0	16.0	7.1	15.8	12.8	17.1	11.6	3.9
5. 16-20	21.8	21.9	22.0	23.4	12.2	20.8	24.6	20.4	21.6	22.1	18.7	20.5	25.6	16.3	24.9	14.9
6. 21-25	11.2	11.1	11.1	11.2	10.4	11.6	13.4	10.1	10.4	11.1	11.9	10.0	11.5	11.9	12.2	23.4
7. 26-30	10.3	10.7	10.3	9.2	16.8	8.5	9.1	11.5	10.9	8.8	17.2	8.4	11.1	11.8	12.4	19.5
8. 31 or more hours	10.2	11.4	8.8	7.7	15.6	7.2	7.7	13.9	9.0	8.7	17.8	7.8	12.0	12.5	13.6	17.3
9. Don't know, can't say	6.4	7.3	5.7	5.9	9.2	4.5	6.0	7.0	7.1	6.4	6.2	7.0	4.5	6.5	8.2	2.7
<i>Item 25800 Subject C04</i>	<i>N</i> 2260	1034	1118	1271	305	356	548	824	531	1859	356	1107	564	228	288	28



QUESTIONNAIRE FORM 4 2011	TOTAL	SEX		RACE		REGION				COLLEGE PLANS?		ILLICIT DRUG USE: LIFETIME					
		M	F	White	Black	NE	NC	S	W	Yes	No	None	Mari- juana Only	Few Pills	More Pills	Any Her- oin	
<i>N (Weighted No. of Cases):</i>	2459	1101	1160	1329	329	430	571	902	557	1888	375	1151	598	242	314	32	
<i>% of Weighted Total:</i>	100.0	44.8	47.2	54.0	13.4	17.5	23.2	36.7	22.6	76.8	15.2	46.8	24.3	9.8	12.8	1.3	
<b>D01B:</b> How many hours per week do you think your PARENTS would prefer that you work in a paid job during the school year?																	
1. None	11.7	10.3	12.7	10.0	12.8	8.5	9.4	14.2	12.1	12.0	8.0	13.8	9.2	8.4	10.2	12.3	
2. 5 or less hours	8.2	7.0	9.3	6.8	11.1	9.0	6.9	9.3	7.2	8.3	8.2	9.7	7.5	7.7	3.6	8.8	
3. 6-10	9.9	8.5	10.8	9.6	7.7	11.6	9.0	8.7	11.4	10.3	8.8	10.5	9.9	9.9	7.8	5.1	
4. 11-15	14.7	13.0	17.0	17.1	10.2	15.7	15.5	12.4	16.7	16.1	7.6	12.9	18.7	17.3	14.0	9.8	
5. 16-20	17.9	16.8	19.0	21.4	9.0	16.8	22.2	15.1	18.5	17.8	17.2	16.6	19.0	19.9	19.6	16.5	
6. 21-25	9.5	10.9	7.6	9.4	9.1	10.7	11.8	8.4	7.8	8.4	14.8	8.6	9.3	10.5	12.4	13.9	
7. 26-30	6.5	6.4	6.3	6.1	8.9	9.2	6.6	5.9	5.4	5.6	10.2	5.4	8.0	4.9	8.5	4.7	
8. 31 or more hours	7.3	10.8	4.2	6.4	10.5	5.8	5.9	9.5	6.5	6.3	13.0	5.8	7.6	8.9	9.4	11.1	
9. Don't know, can't say	14.4	16.3	13.1	13.1	20.7	12.6	12.6	16.5	14.4	15.1	12.3	16.7	10.8	12.6	14.7	17.8	
<i>Item 25810 Subject C04, M03</i>	<i>N</i>	<i>2259</i>	<i>1032</i>	<i>1118</i>	<i>1268</i>	<i>306</i>	<i>355</i>	<i>549</i>	<i>823</i>	<i>532</i>	<i>1854</i>	<i>354</i>	<i>1106</i>	<i>560</i>	<i>229</i>	<i>291</i>	<i>27</i>
<b>D02A:</b> Which best describes your recent employment experience?																	
1. I have a paid job right now	44.8	44.3	45.8	52.3	31.3	56.6	52.1	38.9	38.4	43.9	49.7	41.6	47.5	48.5	50.2	42.6	
2. No paid job now, but I had one during the past 3 months	8.1	7.9	7.9	8.1	9.0	6.2	8.2	8.3	8.8	7.6	9.8	7.0	7.2	10.1	9.6	13.4	
3. No paid job in the past 3 months—GO TO Q.D08	19.4	21.5	17.1	19.2	16.5	17.7	19.5	20.3	19.3	20.1	15.9	20.0	18.3	18.6	20.3	19.7	
4. Never had a paid job—GO TO Q.D08	27.7	26.3	29.2	20.3	43.2	19.6	20.2	32.5	33.5	28.4	24.6	31.4	27.0	22.9	19.9	24.3	
<i>Item 21530 Subject C01</i>	<i>N</i>	<i>2245</i>	<i>1027</i>	<i>1111</i>	<i>1265</i>	<i>306</i>	<i>350</i>	<i>548</i>	<i>820</i>	<i>527</i>	<i>1847</i>	<i>351</i>	<i>1104</i>	<i>559</i>	<i>227</i>	<i>287</i>	<i>27</i>
<b>D02B:</b> Which of the job categories below comes closest to the kind of work you have done for pay on your current (or most recent) job? (If more than one kind of work, choose the one where you worked the most hours. Do not include work around the house.)																	
01. Have not worked for pay	3.9	4.2	3.5	1.6	10.0	0.8	2.7	5.7	4.9	3.5	5.0	5.2	3.2	0.9	3.8	-	
02. Lawn or yard work	3.2	6.1	0.6	3.4	2.3	1.8	2.0	4.1	4.4	3.1	4.3	3.3	2.8	2.0	4.0	3.4	
03. Fast food worker	13.9	12.1	15.4	11.2	25.6	6.2	13.1	16.4	17.3	14.3	12.3	13.2	17.9	12.4	10.5	14.3	
04. Waiter or waitress	7.5	5.5	9.4	8.6	5.4	9.8	6.7	7.0	7.5	8.3	3.3	5.4	9.3	12.9	6.0	17.6	
05. Other restaurant worker	9.6	10.0	9.3	11.5	4.8	11.9	14.8	6.0	6.8	9.7	8.6	8.1	11.7	13.4	8.8	-	
06. Newspaper route	0.3	0.4	0.2	0.5	-	-	0.9	0.2	-	0.3	0.2	-	-	-	1.4	-	
07. Babysitting or childcare	8.4	1.9	14.6	8.6	10.8	9.6	7.6	9.3	7.2	9.4	5.1	9.0	7.7	7.0	10.5	-	
08. Farm or agricultural work	3.3	6.2	0.6	4.8	-	3.1	5.7	3.3	0.6	2.4	7.2	4.6	3.3	2.4	0.7	-	
09. Store clerk or salesperson	18.0	16.0	20.4	18.3	14.8	19.0	14.7	20.3	17.6	17.3	19.9	16.6	19.6	18.8	18.9	20.1	
10. Office or clerical	4.9	4.0	5.9	4.3	2.6	4.2	4.7	5.1	5.7	5.6	2.6	5.1	4.5	5.2	5.3	5.0	
11. Odd jobs	2.3	3.0	1.4	3.4	-	1.2	4.2	1.2	2.8	2.1	3.9	1.6	3.6	-	3.9	-	
12. Other	24.5	30.6	18.6	23.9	23.7	32.3	23.0	21.5	25.1	24.0	27.7	27.8	16.4	25.0	26.2	39.5	
<i>Item 25160 Subject C01</i>	<i>N†</i>	<i>1227</i>	<i>560</i>	<i>608</i>	<i>764</i>	<i>139</i>	<i>213</i>	<i>333</i>	<i>421</i>	<i>259</i>	<i>975</i>	<i>221</i>	<i>560</i>	<i>312</i>	<i>133</i>	<i>180</i>	<i>14</i>
<b>D02C:</b> All things considered, how satisfied are (were) you with that job?																	
1. Completely dissatisfied	6.5	6.4	6.0	6.0	5.1	6.1	7.5	7.1	4.5	6.7	4.0	5.9	7.0	4.7	8.0	17.1	
2. Quite dissatisfied	8.4	7.7	8.4	6.5	9.9	11.6	5.3	7.9	10.6	8.3	8.5	7.7	9.3	6.7	9.2	8.4	
3. Somewhat dissatisfied	8.4	10.0	7.5	8.9	7.9	7.8	9.7	7.8	8.1	8.7	6.1	8.2	11.0	6.1	7.1	-	
4. Neither or mixed feelings	13.5	12.2	14.5	12.6	16.9	12.9	11.7	14.9	14.3	13.4	13.2	12.7	13.5	13.3	16.5	12.7	
5. Somewhat satisfied	22.4	22.4	22.8	22.8	27.8	20.1	24.3	22.3	21.9	23.0	22.0	22.7	20.8	30.2	18.2	27.7	
6. Quite satisfied	26.1	24.0	27.9	28.8	16.8	23.0	26.1	27.0	27.4	25.4	29.4	26.8	24.8	24.6	28.0	25.4	
7. Completely satisfied	14.7	17.2	13.0	14.2	15.6	18.5	15.5	12.9	13.1	14.5	16.7	16.0	13.6	14.4	13.0	8.8	
<i>Item 10910 Subject C01, P02</i>	<i>N†</i>	<i>1114</i>	<i>494</i>	<i>569</i>	<i>725</i>	<i>109</i>	<i>203</i>	<i>313</i>	<i>366</i>	<i>231</i>	<i>889</i>	<i>197</i>	<i>489</i>	<i>293</i>	<i>128</i>	<i>166</i>	<i>15</i>
The next questions are about your present or most recent paid job. (If you presently hold more than one paid job, answer for the more important one.)																	

†=excludes respondents for whom question was inappropriate.



# DESCRIPTIVE RESULTS: 2011

181

QUESTIONNAIRE FORM 4 2011	TOTAL	SEX		RACE		REGION				COLLEGE PLANS?		ILLICIT DRUG USE: LIFETIME					
		M	F	White	Black	NE	NC	S	W	Yes	No	None	Mari- juana Only	Few Pills	More Pills	Any Her- oin	
<i>N (Weighted No. of Cases):</i>	2459	1101	1160	1329	329	430	571	902	557	1888	375	1151	598	242	314	32	
<i>% of Weighted Total:</i>	100.0	44.8	47.2	54.0	13.4	17.5	23.2	36.7	22.6	76.8	15.2	46.8	24.3	9.8	12.8	1.3	
<b>D03:</b> On the average, how many hours per week do (did) you work on this particular job?																	
1. 5 or less hours	14.8	13.5	15.7	14.5	14.4	11.1	15.2	14.9	17.0	14.5	16.0	16.4	15.1	9.8	11.1	18.5	
2. 6 to 10 hours	17.6	17.9	17.8	18.5	15.3	18.7	18.8	15.6	18.4	18.6	13.2	20.5	15.9	16.9	13.5	-	
3. 11 to 15 hours	16.8	15.7	18.2	16.5	12.2	17.2	18.4	14.1	18.6	16.4	16.7	16.6	18.1	18.4	14.8	14.7	
4. 16 to 20 hours	20.0	20.5	18.7	21.1	20.6	23.7	20.9	18.2	18.9	21.3	16.0	18.4	21.4	23.7	20.6	27.0	
5. 21 to 25 hours	13.4	13.4	13.2	13.9	13.4	14.3	11.5	14.8	12.8	13.5	12.4	10.7	14.6	14.9	17.4	28.0	
6. 26 to 30 hours	8.8	8.1	9.9	7.7	13.2	5.3	7.3	12.1	8.6	7.8	13.0	8.8	6.7	10.2	12.7	-	
7. 31 to 35 hours	3.1	3.4	2.9	3.2	3.0	3.6	2.7	4.2	1.6	2.9	4.5	3.4	3.3	1.8	2.2	7.3	
8. 36 or more hours	5.5	7.6	3.6	4.7	8.0	6.0	5.3	6.2	4.1	5.0	8.3	5.3	4.9	4.2	7.6	4.5	
<i>Item 21540 Subject C01</i>	<i>N†</i>	1292	591	641	815	144	224	356	439	272	1023	237	590	336	138	180	15
<b>D04:</b> About how old is (was) your supervisor?																	
1. Age 20 or younger	3.7	3.8	3.5	2.0	10.2	1.8	4.0	4.7	3.2	2.4	8.0	4.2	4.4	2.4	1.7	-	
2. 21 to 25	10.2	10.4	10.3	8.6	13.8	8.7	9.2	10.1	12.8	10.3	9.2	10.2	11.6	10.9	8.8	2.6	
3. 26 to 30	21.0	20.2	21.7	20.0	31.0	19.5	17.7	22.2	24.7	21.6	17.2	16.7	24.6	19.2	27.0	31.5	
4. 31 or older	65.2	65.6	64.6	69.5	45.0	70.0	69.1	63.0	59.4	65.7	65.6	68.8	59.4	67.5	62.5	65.9	
<i>Item 21550 Subject C01, M02</i>	<i>N†</i>	1275	580	633	809	141	228	352	433	262	1005	230	574	328	137	184	18
<b>D05:</b> How many of the other workers are within 2 or 3 years of your own age?																	
1. None	22.3	24.1	20.9	22.0	18.7	19.6	18.0	25.5	25.2	20.8	30.2	25.2	20.0	16.0	21.2	31.3	
2. A few	30.2	28.3	31.2	29.0	27.2	29.9	26.3	27.9	39.6	30.1	29.4	29.6	28.1	39.3	29.5	30.1	
3. About half	19.1	19.7	18.6	20.0	21.8	23.3	19.3	19.0	15.4	19.0	20.4	15.0	22.8	19.3	24.0	23.5	
4. Most	13.9	13.2	14.6	12.3	23.7	12.4	16.9	14.8	9.5	14.6	9.9	13.3	16.3	11.5	14.4	2.6	
5. Nearly all	10.5	9.6	12.2	12.1	7.0	10.6	14.2	9.4	7.5	11.7	7.2	12.2	10.1	12.5	6.1	6.0	
6. All	3.9	5.2	2.5	4.7	1.6	4.2	5.3	3.4	2.8	3.9	3.0	4.7	2.8	1.4	4.9	6.4	
<i>Item 21560 Subject C01</i>	<i>N†</i>	1279	579	636	806	143	224	352	439	263	1013	228	579	330	136	181	18
<b>D06:</b> To what extent did any high school teacher or counselor help you get this job?																	
1. Not at all	88.4	86.7	90.5	91.1	81.0	90.0	92.0	86.3	85.7	89.1	86.2	89.0	86.1	92.0	91.1	84.9	
2. A little	4.5	6.5	2.5	4.6	6.4	6.1	2.7	4.5	5.3	4.4	5.3	4.8	3.8	3.8	3.9	12.1	
3. Some extent	3.8	4.3	2.7	2.1	7.9	1.1	2.8	6.0	3.8	3.0	7.0	2.0	6.9	2.1	3.0	3.1	
4. Considerable extent	0.8	0.5	1.1	0.7	-	0.9	1.0	-	1.5	0.5	1.1	0.8	0.3	1.8	1.0	-	
5. A great extent	2.6	2.0	3.2	1.5	4.6	1.9	1.4	3.2	3.7	3.1	0.5	3.5	3.0	0.4	1.0	-	
<i>Item 21710 Subject C01, M02</i>	<i>N†</i>	1266	576	633	805	138	224	351	430	261	1007	225	576	329	134	180	16
<b>D07:</b> Is (was) this job part of a work-study program?																	
1. Yes	7.7	7.0	8.5	6.2	10.7	2.6	6.1	11.5	8.2	7.5	6.5	9.4	5.5	6.8	4.9	9.6	
2. No	92.3	93.0	91.5	93.8	89.3	97.4	93.9	88.5	91.8	92.5	93.5	90.6	94.5	93.2	95.1	90.4	
<i>Item 21720 Subject C01</i>	<i>N†</i>	1274	578	634	805	140	224	354	436	261	1012	226	581	329	134	179	17
<b>D08:</b> The next questions are about drugs that doctors sometimes prescribe for people who have problems concentrating on one task at a time (attention deficit disorder), or with being too active or too disruptive (hyperactive), or both (ADHD).																	
<b>Stimulant-type drugs</b> (i.e., amphetamine, methylphenidate, and pemoline) are prescribed for these conditions. These drugs include Ritalin, Adderall, Concerta, Metadate, Dexedrine, Focalin, Cylert, and others.																	
Have you ever taken any of these stimulant-type prescription drugs under a doctor's supervision for these conditions? (Do <b>not</b> count drugs that are not stimulant-type, like Strattera, Wellbutrin, Provigil, Tenex, or Tofranil)																	
1. No—GO TO Q.D11	90.6	88.9	92.5	88.5	93.8	90.6	89.6	89.2	93.8	91.3	88.3	94.7	90.7	88.4	80.1	67.6	
2. Yes, in the past, but not now	5.7	7.2	4.0	6.1	5.4	5.9	4.7	7.2	4.5	4.8	9.8	2.6	5.9	7.0	13.4	19.8	
3. Yes, I take them now	3.7	3.9	3.4	5.5	0.8	3.6	5.7	3.6	1.8	3.9	1.9	2.7	3.4	4.6	6.5	12.6	
<i>Item 31460 Subject A01j</i>	<i>N</i>	2225	1009	1106	1255	297	347	541	815	522	1830	344	1091	552	224	288	29

†=excludes respondents for whom question was inappropriate.



QUESTIONNAIRE FORM 4 2011	TOTAL	SEX		RACE		REGION				COLLEGE PLANS?		ILLICIT DRUG USE: LIFETIME					
		M	F	White	Black	NE	NC	S	W	Yes	No	None	Mari- juana Only	Few Pills	More Pills	Any Her- oin	
<i>N (Weighted No. of Cases):</i>	2459	1101	1160	1329	329	430	571	902	557	1888	375	1151	598	242	314	32	
<i>% of Weighted Total:</i>	100.0	44.8	47.2	54.0	13.4	17.5	23.2	36.7	22.6	76.8	15.2	46.8	24.3	9.8	12.8	1.3	
<b>D09:</b> How old were you when you first took one of these stimulant-type drugs under a doctor's supervision?																	
1. 1-4 yrs. old	7.5	8.0	5.3	4.8	12.7	7.1	6.4	8.9	6.0	7.7	2.8	7.0	12.0	3.7	1.9	11.8	
2. 5-9	30.2	31.8	28.2	28.7	22.4	25.6	40.2	27.7	24.1	30.0	37.4	32.0	37.9	20.1	27.2	15.2	
3. 10-14	32.8	34.7	30.1	35.4	32.0	34.0	31.6	28.5	45.6	35.5	25.2	34.8	28.4	38.2	36.0	35.5	
4. 15+ yrs. old	29.5	25.4	36.4	31.1	32.9	33.2	21.8	34.9	24.3	26.7	34.6	26.2	21.7	38.0	35.0	37.4	
<i>Item 31470 Subject A01g</i>	<i>N†</i>	208	111	82	143	18	33	56	88	31	157	40	58	51	25	58	10
<b>D10:</b> Altogether, for about how many years have you actually taken such drugs under a doctor's supervision?																	
1. Less than 1 yr.	22.0	23.8	19.5	18.2	39.3	26.9	10.3	24.4	30.9	17.5	33.9	19.0	20.0	18.5	29.6	5.1	
2. 1 year	12.7	11.9	14.4	12.9	4.6	15.8	8.6	13.7	14.3	12.4	12.3	10.2	16.8	15.6	10.7	11.4	
3. 2 yrs.	12.9	9.6	17.2	13.3	12.3	17.7	16.0	12.2	4.8	13.0	10.8	15.2	8.4	10.9	13.9	24.8	
4. 3-5 yrs.	26.8	27.8	25.0	24.8	37.0	22.1	24.6	29.9	26.9	29.3	23.4	28.1	25.0	38.8	20.3	36.9	
5. 6-9 yrs.	11.8	9.8	14.1	13.8	6.8	2.5	19.2	11.0	10.5	12.8	7.2	10.4	12.7	13.2	11.6	21.8	
6. 10 or more yrs.	13.8	17.3	9.8	17.0	-	15.0	21.4	8.8	12.7	14.9	12.4	17.1	17.0	3.1	13.8	-	
<i>Item 31480 Subject A01j</i>	<i>N†</i>	210	112	84	145	18	33	56	89	32	160	41	59	51	25	59	10
<b>D11:</b> Have you ever taken a non-stimulant-type prescription drug under a doctor's supervision for these conditions (like Strattera, Wellbutrin, Provigil, Tenex, or Tofranil)?																	
1. No	87.5	86.9	88.3	87.0	86.9	86.9	89.0	86.2	88.2	88.1	84.5	90.8	89.3	86.7	74.8	63.3	
2. Yes, in the past, but not now	4.1	5.1	3.1	4.4	3.7	2.5	4.2	4.6	4.0	3.7	5.5	2.7	2.7	5.9	10.4	10.1	
3. Yes, I take them now	2.2	1.9	2.2	2.7	1.7	3.6	1.5	2.7	1.3	1.7	3.9	1.0	1.2	2.9	4.9	18.5	
8. Don't know	6.2	6.1	6.4	5.8	7.7	6.9	5.3	6.5	6.4	6.4	6.1	5.5	6.8	4.5	9.8	8.1	
<i>Item 31490 Subject A01j</i>	<i>N</i>	2205	1001	1093	1238	300	342	538	809	516	1815	340	1081	552	214	288	27
<b>D12:</b> People have different opinions about world problems. How much to you agree or disagree with each of the following statements?																	
<b>D12A:</b> I feel that I can do very little to change the way the world is today																	
1. Disagree	14.1	15.3	12.6	11.4	18.7	11.0	12.9	16.4	13.9	13.9	14.7	14.4	14.3	9.3	13.6	16.8	
2. Mostly disagree	22.4	21.9	23.2	23.8	19.7	25.6	24.6	19.7	22.3	24.2	12.8	22.8	20.8	24.0	24.3	19.1	
3. Neither	25.3	23.1	27.1	25.2	29.3	22.4	26.2	27.7	22.7	24.2	29.7	25.1	26.6	28.6	22.4	16.1	
4. Mostly agree	25.7	27.0	25.2	27.3	18.4	27.3	25.3	22.9	29.5	25.7	27.8	27.0	27.6	24.0	21.5	19.0	
5. Agree	12.4	12.6	11.9	12.3	13.8	13.6	11.0	13.4	11.5	11.9	15.0	10.7	10.6	14.1	18.3	29.1	
<i>Item 10920 Subject I02, J</i>	<i>N</i>	2206	1001	1094	1242	297	342	540	804	519	1818	341	1079	549	222	284	28
<b>D12B:</b> It does little good to clean up air and water pollution because this society will not last long enough for it to matter																	
1. Disagree	32.5	29.5	35.3	32.3	29.9	32.1	31.2	33.4	32.9	34.6	23.3	34.1	31.6	33.4	29.9	19.7	
2. Mostly disagree	24.4	24.1	24.5	27.5	16.7	27.8	27.2	21.3	24.2	25.0	20.9	23.8	22.4	34.0	24.8	11.5	
3. Neither	22.7	24.5	21.8	21.8	27.3	18.9	22.3	24.8	22.5	21.0	30.3	22.2	25.3	15.1	24.5	34.9	
4. Mostly agree	12.5	13.7	11.2	12.0	13.1	12.1	13.1	11.6	13.7	12.1	14.9	11.7	14.1	13.3	11.8	21.0	
5. Agree	7.8	8.1	7.2	6.5	13.0	9.0	6.3	8.9	6.8	7.3	10.6	8.2	6.6	4.3	8.9	12.9	
<i>Item 10930 Subject F05, J</i>	<i>N</i>	2198	1001	1086	1241	293	340	540	799	519	1813	338	1076	544	222	284	28
<b>D12C:</b> When things get tough enough, we'll put our minds to it and find a technological solution																	
1. Disagree	5.1	3.8	6.0	4.4	6.9	3.9	3.3	7.2	4.5	4.7	6.8	4.3	4.1	4.7	7.5	12.4	
2. Mostly disagree	9.9	10.8	9.2	9.8	8.8	9.6	10.5	8.3	12.1	9.4	12.4	8.2	10.9	11.9	12.7	14.1	
3. Neither	27.0	24.0	30.2	28.1	30.2	22.4	27.9	28.1	27.3	25.7	32.4	26.0	26.8	28.1	30.4	31.4	
4. Mostly agree	38.6	40.3	37.4	40.9	28.5	44.8	43.4	32.9	38.5	40.2	30.6	42.2	37.4	37.5	30.4	28.0	
5. Agree	19.4	21.2	17.3	16.8	25.7	19.4	14.9	23.5	17.6	19.9	17.8	19.3	20.7	17.8	19.0	14.2	
<i>Item 10940 Subject I01, J</i>	<i>N</i>	2189	996	1082	1238	292	336	539	798	516	1806	336	1073	540	222	284	27

†=excludes respondents for whom question was inappropriate.



QUESTIONNAIRE FORM 4 2011	TOTAL	SEX		RACE		REGION				COLLEGE PLANS?		ILLICIT DRUG USE: LIFETIME				
		M	F	White	Black	NE	NC	S	W	Yes	No	None	Mari- juana Only	Few Pills	More Pills	Any Her- oin
<i>N (Weighted No. of Cases):</i>	2459	1101	1160	1329	329	430	571	902	557	1888	375	1151	598	242	314	32
<i>% of Weighted Total:</i>	100.0	44.8	47.2	54.0	13.4	17.5	23.2	36.7	22.6	76.8	15.2	46.8	24.3	9.8	12.8	1.3
<b>D12D:</b> When I think about all the terrible things that have been happening, it is hard for me to hold out much hope for the world																
1. Disagree	15.8	19.2	12.9	14.5	16.8	13.3	13.8	18.5	15.4	16.9	11.4	16.6	14.4	15.2	16.9	12.2
2. Mostly disagree	20.1	21.3	18.9	21.6	12.3	20.0	21.9	17.9	21.6	21.0	16.8	20.9	21.4	20.1	14.7	17.3
3. Neither	29.9	30.4	29.8	32.1	33.3	29.1	32.9	30.0	27.2	28.7	32.0	29.7	32.7	25.8	29.4	24.7
4. Mostly agree	22.3	19.3	25.3	22.4	22.7	25.2	23.0	20.5	22.2	22.6	21.8	22.2	20.4	25.7	25.5	25.3
5. Agree	11.9	9.8	13.1	9.5	14.9	12.5	8.4	13.1	13.6	10.9	18.0	10.6	11.1	13.1	13.5	20.5
<i>Item 10950 Subject J</i>	<i>N</i> 2184	995	1079	1234	293	335	538	797	514	1801	337	1070	541	223	283	27
<b>D12E:</b> I often wonder if there is any real purpose to my life in light of the world situation																
1. Disagree	30.1	31.9	28.5	32.0	30.1	28.2	30.5	29.1	32.3	31.8	22.0	35.5	26.6	28.2	20.6	31.0
2. Mostly disagree	14.6	13.8	15.1	16.4	10.8	17.0	17.3	11.9	14.4	15.3	12.0	15.6	15.7	12.7	10.3	11.4
3. Neither	30.8	33.2	28.7	30.7	36.1	26.0	31.0	35.4	26.5	29.5	34.8	28.0	33.4	33.8	33.9	24.5
4. Mostly agree	15.4	13.5	17.4	13.9	10.5	18.8	15.0	12.7	17.6	14.9	17.9	14.2	16.0	14.6	21.3	5.0
5. Agree	9.2	7.6	10.3	7.0	12.4	10.0	6.1	10.9	9.3	8.4	13.3	6.8	8.4	10.7	14.0	28.1
<i>Item 10960 Subject J</i>	<i>N</i> 2176	989	1078	1230	294	336	535	790	516	1797	334	1063	542	221	283	27
<b>D12F:</b> My guess is that this country will be caught up in a major world upheaval in the next 10 years																
1. Disagree	9.5	10.7	8.3	8.2	13.2	6.3	9.7	11.3	8.7	9.2	11.5	10.8	8.0	6.7	8.7	11.7
2. Mostly disagree	11.7	12.9	10.9	13.1	6.1	12.6	13.6	11.0	10.4	12.4	8.1	12.7	10.1	16.3	7.8	14.9
3. Neither	39.2	34.4	42.9	36.8	52.8	36.2	39.4	41.8	36.7	38.5	40.9	38.2	42.3	35.6	38.9	25.8
4. Mostly agree	26.4	26.7	26.7	29.3	18.3	29.7	25.7	22.6	30.9	27.0	24.8	25.8	27.7	26.1	29.2	26.9
5. Agree	13.2	15.3	11.3	12.6	9.7	15.2	11.6	13.3	13.4	12.9	14.6	12.4	11.9	15.2	15.4	20.7
<i>Item 10970 Subject J</i>	<i>N</i> 2185	997	1079	1236	292	336	537	797	514	1799	338	1070	539	222	283	28
<b>D12G:</b> Nuclear or biological annihilation will probably be the fate of all mankind, within my lifetime																
1. Disagree	24.3	26.1	22.9	26.2	24.5	18.4	24.6	25.2	26.3	25.5	16.9	27.1	21.8	20.4	19.9	17.7
2. Mostly disagree	15.9	18.0	14.1	18.3	6.9	17.2	17.7	13.7	16.6	17.0	11.7	18.3	13.1	16.3	11.7	9.0
3. Neither	40.7	35.9	44.3	37.9	50.9	39.1	40.6	43.4	37.8	38.9	48.7	38.6	45.1	39.4	44.5	32.1
4. Mostly agree	11.8	11.6	12.2	11.0	11.2	16.5	10.8	10.6	11.7	11.8	12.2	10.2	13.8	14.4	12.2	22.2
5. Agree	7.3	8.4	6.5	6.6	6.4	8.8	6.3	7.2	7.5	6.8	10.5	5.8	6.1	9.4	11.7	18.9
<i>Item 10980 Subject J</i>	<i>N</i> 2179	992	1078	1231	292	335	538	791	515	1794	338	1065	539	222	283	27
<b>D12H:</b> The human race has come through tough times before, and will do so again																
1. Disagree	5.1	5.1	4.8	4.4	6.1	3.9	5.7	6.0	4.1	4.7	6.9	4.9	3.6	5.2	6.3	13.2
2. Mostly disagree	4.9	5.1	4.8	4.9	5.0	4.3	5.9	4.7	4.3	5.0	4.0	4.8	5.0	5.4	3.8	16.7
3. Neither	28.8	27.4	30.2	27.9	35.1	28.5	29.3	31.3	24.8	26.9	36.5	26.7	30.0	24.7	36.8	32.6
4. Mostly agree	33.9	33.5	34.0	37.1	20.4	37.6	34.4	27.8	40.2	34.6	32.2	35.2	33.2	38.7	30.0	17.5
5. Agree	27.4	28.8	26.2	25.7	33.3	25.7	24.7	30.3	26.7	28.8	20.3	28.4	28.2	26.1	23.1	20.0
<i>Item 10990 Subject J</i>	<i>N</i> 2182	990	1080	1233	291	336	536	793	517	1795	338	1064	541	223	283	28
The next questions are about alcohol use—this time asking separately about beer, wine, wine coolers, and hard liquor.																
<b>D13:</b> On how many occasions (if any) have you had beer to drink . . .																
<b>D13A:</b> . . . in your lifetime?																
1. 0 occasions	36.0	32.0	40.2	31.2	61.8	26.2	37.9	40.9	33.3	37.4	29.0	57.8	21.1	12.9	7.9	5.8
2. 1-2	14.7	12.2	17.2	14.6	12.1	17.5	14.3	14.4	13.7	14.7	14.6	17.0	14.4	13.0	9.7	2.0
3. 3-5	10.8	11.4	10.3	10.4	8.8	11.0	9.1	12.1	10.8	11.0	10.7	10.8	12.0	10.1	9.3	2.7
4. 6-9	8.4	8.5	8.4	8.5	8.2	9.9	8.2	7.1	9.8	8.5	7.6	4.4	13.7	16.8	6.9	3.2
5. 10-19	9.1	10.0	7.9	10.1	3.8	9.6	9.6	7.2	11.2	9.3	8.9	5.1	13.2	18.1	8.9	8.8
6. 20-39	7.8	7.5	8.0	9.1	-	11.8	7.0	6.1	8.5	7.1	10.7	2.6	10.9	12.0	17.1	12.2
7. 40 or more	13.1	18.4	8.0	16.2	5.3	14.0	13.9	12.3	12.7	11.9	18.5	2.3	14.8	17.2	40.1	65.3
<i>Item 11000 Subject A01a</i>	<i>N</i> 1972	906	978	1147	250	305	492	705	470	1629	299	938	497	211	272	24



QUESTIONNAIRE FORM 4 2011	TOTAL	SEX		RACE		REGION				COLLEGE PLANS?		ILLCIT DRUG USE: LIFETIME				
		M	F	White	Black	NE	NC	S	W	Yes	No	None	Mari- juana Only	Few Pills	More Pills	Any Her- oin
<i>N (Weighted No. of Cases):</i>	2459	1101	1160	1329	329	430	571	902	557	1888	375	1151	598	242	314	32
<i>% of Weighted Total:</i>	100.0	44.8	47.2	54.0	13.4	17.5	23.2	36.7	22.6	76.8	15.2	46.8	24.3	9.8	12.8	1.3
<b>D13B:</b> . . . during the last 12 months?																
1. 0 occasions	48.5	42.2	54.7	42.2	76.4	39.0	48.8	54.1	45.9	50.0	41.2	69.0	35.3	27.9	19.8	18.2
2. 1-2	15.3	14.4	15.6	15.4	9.1	18.5	12.0	14.6	17.8	15.5	14.6	15.0	17.6	15.7	12.2	-
3. 3-5	11.2	11.4	11.2	11.6	5.4	13.9	12.9	9.6	9.9	11.0	11.1	7.6	14.6	15.8	14.2	11.1
4. 6-9	7.8	9.1	6.4	9.0	3.9	8.0	7.2	6.1	10.8	7.1	11.3	4.1	10.7	13.1	11.7	6.2
5. 10-19	8.0	8.7	7.5	10.0	2.8	10.6	8.7	6.6	7.8	8.0	8.3	2.9	12.6	11.2	14.8	13.0
6. 20-39	4.1	5.4	2.6	5.2	1.9	4.2	4.5	4.3	3.1	4.3	3.0	0.8	4.9	7.7	10.2	13.7
7. 40 or more	5.2	8.7	2.0	6.7	0.5	5.8	6.0	4.7	4.6	4.1	10.6	0.7	4.4	8.5	17.1	37.8
<i>Item 11010 Subject A01b</i>	<i>N</i> 1964	897	980	1144	250	304	491	701	468	1622	298	934	496	209	272	24
<b>D13C:</b> . . . during the last 30 days?																
1. 0 occasions	71.0	64.8	77.6	67.0	88.8	69.5	68.8	74.5	69.0	72.5	64.2	87.7	61.9	56.6	44.3	31.2
2. 1-2	13.4	13.3	12.9	14.6	4.9	13.8	14.3	11.4	15.3	13.2	13.8	8.6	19.1	19.1	15.5	6.4
3. 3-5	7.6	10.6	4.8	8.1	5.0	6.2	8.3	7.4	8.0	7.1	10.5	2.4	10.1	11.1	18.4	9.9
4. 6-9	3.6	4.3	2.6	4.7	0.1	5.0	3.7	3.2	3.2	3.3	4.8	0.4	3.9	7.1	10.1	22.5
5. 10-19	2.8	4.4	1.3	3.7	0.7	2.9	3.0	2.0	3.5	2.7	2.9	0.6	2.9	5.2	6.6	18.0
6. 20-39	0.8	1.3	0.3	0.9	0.5	1.0	1.4	0.5	0.3	0.7	1.3	0.2	1.6	0.4	1.6	-
7. 40 or more	0.8	1.3	0.4	1.0	-	1.6	0.5	0.9	0.6	0.5	2.6	-	0.5	0.4	3.5	12.0
<i>Item 11020 Subject A01c</i>	<i>N</i> 1959	894	978	1140	250	303	490	700	465	1618	297	932	496	208	270	23
<b>D14:</b> Think back over the LAST TWO WEEKS. How many times have you had five or more 12-ounce cans of beer (or the equivalent) in a row?																
1. None	83.2	75.8	89.8	79.8	94.5	82.3	78.5	85.8	84.9	84.0	78.9	94.1	78.3	74.3	63.8	37.8
2. Once	6.6	8.9	4.5	7.7	3.0	7.3	8.5	5.8	5.3	6.1	8.7	3.0	8.4	10.8	11.9	17.8
3. Twice	4.6	7.1	2.6	5.5	1.2	4.9	6.2	3.5	4.4	4.8	3.9	2.0	7.2	6.6	7.1	14.9
4. Three to five times	3.8	5.7	2.0	4.7	0.5	2.7	4.7	3.6	4.0	3.7	4.5	0.8	4.0	7.2	11.4	5.2
5. Six to nine times	1.3	1.9	0.7	1.8	-	1.8	1.7	0.7	1.4	1.0	3.3	-	1.6	0.8	3.7	24.3
6. Ten or more times	0.5	0.6	0.4	0.5	0.8	1.0	0.4	0.7	0.1	0.4	0.7	0.1	0.5	0.3	2.2	-
<i>Item 11030 Subject A01d</i>	<i>N</i> 1925	882	960	1130	241	288	487	687	462	1591	292	933	473	203	264	23
<b>D15:</b> On how many occasions (if any) have you had wine cooler(s) to drink . . .																
<b>D15A:</b> . . . in your lifetime?																
1. 0 occasions	56.1	65.2	48.2	54.6	56.4	50.5	54.8	56.6	60.5	57.8	47.6	73.1	44.6	38.3	33.4	38.1
2. 1-2	15.2	13.3	17.2	15.8	16.4	17.5	15.2	13.3	16.7	15.5	14.0	11.4	19.8	19.3	17.6	6.4
3. 3-5	9.8	8.4	10.7	10.3	10.1	11.7	11.1	10.6	6.1	9.1	13.3	6.6	13.3	18.4	8.7	7.9
4. 6-9	7.0	4.9	8.4	7.4	5.1	7.5	7.4	6.5	7.2	6.6	9.9	4.2	8.6	8.4	12.1	14.6
5. 10-19	5.2	3.0	7.5	5.2	3.8	6.2	5.1	5.4	4.3	5.0	6.5	2.3	6.6	6.9	10.9	7.2
6. 20-39	3.6	3.2	3.9	3.6	5.6	3.9	3.2	4.2	2.9	3.3	4.9	1.4	2.9	6.4	9.1	16.5
7. 40 or more	3.0	2.0	4.1	3.2	2.6	2.8	3.2	3.4	2.3	2.7	3.8	1.1	4.1	2.2	8.2	9.3
<i>Item 22620 Subject A01a</i>	<i>N</i> 1969	910	972	1146	251	303	490	707	470	1626	299	941	493	212	273	22
<b>D15B:</b> . . . during the last 12 months?																
1. 0 occasions	72.2	80.1	64.8	69.4	78.1	63.4	71.9	73.1	76.9	73.3	66.9	84.4	65.4	57.8	55.1	53.4
2. 1-2	13.0	10.6	15.3	15.1	10.6	16.6	14.1	11.9	11.3	13.1	12.9	7.9	18.6	22.5	13.6	11.7
3. 3-5	6.8	4.0	9.6	6.7	5.3	10.5	6.9	6.6	4.7	6.2	11.3	4.7	7.5	9.3	11.4	4.2
4. 6-9	3.8	2.0	5.4	4.2	2.0	4.2	3.4	3.4	4.4	3.3	5.5	1.4	3.9	5.4	9.6	10.7
5. 10-19	2.2	1.8	2.5	2.8	1.6	3.0	1.6	2.8	1.3	2.0	3.0	1.0	2.1	3.0	4.0	20.1
6. 20-39	1.3	1.1	1.5	1.3	1.7	0.6	1.5	1.7	0.8	1.2	0.4	0.3	1.4	1.8	4.1	-
7. 40 or more	0.7	0.4	1.0	0.4	0.7	1.6	0.7	0.4	0.6	0.9	-	0.3	1.1	0.3	2.1	-
<i>Item 22630 Subject A01b</i>	<i>N</i> 1963	907	970	1138	252	302	488	703	470	1621	298	936	491	212	273	22
<b>D15C:</b> . . . during the last 30 days?																
1. 0 occasions	90.0	93.9	86.6	89.6	91.0	85.2	90.5	90.2	92.3	90.5	87.3	94.5	89.3	84.1	81.7	76.8
2. 1-2	6.3	3.6	8.8	7.2	5.1	9.4	5.9	5.8	5.6	6.0	8.6	4.2	6.9	10.3	9.6	8.0
3. 3-5	2.1	0.8	3.3	2.2	-	3.5	2.5	1.8	1.4	2.0	2.8	1.0	1.9	2.6	5.4	15.2
4. 6-9	0.9	1.1	0.7	0.6	2.7	0.7	0.9	1.2	0.4	0.8	1.1	0.2	0.5	3.0	2.1	-
5. 10-19	0.4	0.4	0.5	0.3	0.6	0.8	0.2	0.6	0.2	0.5	0.2	0.1	1.0	-	0.7	-
6. 20-39	-	-	-	-	-	-	-	-	-	-	-	-	-	-	-	-
7. 40 or more	0.2	0.2	0.1	0.1	0.7	0.3	-	0.4	0.1	0.2	-	-	0.5	-	0.6	-
<i>Item 22640 Subject A01c</i>	<i>N</i> 1963	907	969	1140	251	300	488	705	470	1620	298	936	491	212	273	22



## 185

QUESTIONNAIRE FORM 4 2011	TOTAL	SEX		RACE		REGION				COLLEGE PLANS?		ILLICIT DRUG USE: LIFETIME					
		M	F	White	Black	NE	NC	S	W	Yes	No	None	Mari- juana Only	Few Pills	More Pills	Any Her- oin	
<i>N (Weighted No. of Cases):</i>	2459	1101	1160	1329	329	430	571	902	557	1888	375	1151	598	242	314	32	
<i>% of Weighted Total:</i>	100.0	44.8	47.2	54.0	13.4	17.5	23.2	36.7	22.6	76.8	15.2	46.8	24.3	9.8	12.8	1.3	
<b>D16:</b> Think back over the LAST TWO WEEKS. How many times have you had five or more 12-ounce bottles of wine cooler (or the equivalent) in a row?																	
1. None	95.1	96.4	93.9	94.6	95.2	90.6	95.0	95.4	97.5	95.5	93.8	98.0	94.0	90.1	92.4	84.9	
2. Once	2.5	1.6	3.5	3.2	2.5	5.1	2.8	2.2	0.9	2.5	1.9	1.3	2.6	7.2	3.6		
3. Twice	1.2	1.1	1.3	1.2	1.1	2.1	0.8	1.3	0.7	0.9	2.7	0.4	2.0	0.4	1.8	9.0	
4. Three to five times	0.7	0.4	0.9	0.6	0.6	0.9	1.1	0.5	0.6	0.8	0.7	0.3	0.8	1.9	0.5	6.1	
5. Six to nine times	0.4	0.4	0.3	0.3	0.6	0.6	0.2	0.6	0.1	0.2	0.9	0.1	0.5	0.3	1.0	-	
6. Ten or more times	0.1	0.2	0.1	0.1	-	0.7	-	-	0.1	0.2	-	-	0.1	-	0.8	-	
<i>Item 22650 Subject A01d</i>	<i>N</i>	<i>1914</i>	<i>893</i>	<i>937</i>	<i>1119</i>	<i>243</i>	<i>286</i>	<i>482</i>	<i>681</i>	<i>465</i>	<i>1583</i>	<i>287</i>	<i>930</i>	<i>477</i>	<i>200</i>	<i>258</i>	<i>22</i>
<b>D17:</b> On how many occasions (if any) have you had wine to drink, not counting wine coolers . . .																	
<b>D17A:</b> . . . in your lifetime?																	
1. 0 occasions	54.9	60.8	50.6	51.5	63.6	47.2	54.1	59.1	54.5	54.9	55.6	71.1	47.0	34.9	29.6	26.7	
2. 1-2	19.6	16.0	22.4	21.5	17.1	20.6	21.1	17.8	20.1	20.0	18.7	15.5	23.4	32.0	17.6	21.3	
3. 3-5	10.6	9.3	11.6	11.5	8.1	13.7	11.4	9.3	9.7	10.2	12.1	7.4	13.7	11.4	14.3	23.0	
4. 6-9	5.3	4.6	6.3	5.8	2.7	7.4	5.8	4.1	5.3	5.8	2.9	2.4	6.3	7.2	12.5	6.8	
5. 10-19	4.6	4.1	4.5	5.0	2.5	4.9	2.9	4.7	6.2	4.8	3.4	1.7	5.1	7.7	12.0	6.0	
6. 20-39	2.2	2.0	2.4	1.9	2.7	2.2	2.7	2.2	1.5	1.9	2.9	1.0	2.0	3.6	5.0	5.4	
7. 40 or more	2.7	3.2	2.3	2.8	3.3	4.0	2.1	2.7	2.6	2.4	4.4	0.8	2.4	3.1	9.0	10.9	
<i>Item 11040 Subject A01a</i>	<i>N</i>	<i>1964</i>	<i>904</i>	<i>974</i>	<i>1147</i>	<i>248</i>	<i>302</i>	<i>491</i>	<i>702</i>	<i>469</i>	<i>1623</i>	<i>298</i>	<i>939</i>	<i>493</i>	<i>212</i>	<i>270</i>	<i>24</i>
<b>D17B:</b> . . . during the last 12 months?																	
1. 0 occasions	69.5	73.3	67.0	66.8	75.6	61.4	69.8	73.6	68.4	68.7	74.9	81.6	63.3	55.4	50.4	51.6	
2. 1-2	17.9	15.0	19.2	20.1	15.1	23.2	18.7	14.8	18.3	18.8	12.5	12.6	23.9	25.6	19.3	22.7	
3. 3-5	6.1	5.3	7.1	5.8	2.9	7.5	6.4	4.3	7.7	6.4	4.9	3.7	7.1	7.3	12.4	5.6	
4. 6-9	2.5	2.3	2.6	2.7	1.5	2.3	2.0	2.8	2.9	2.1	3.8	0.9	2.6	3.6	7.1	8.3	
5. 10-19	2.9	2.7	3.2	3.1	4.1	2.8	3.0	3.3	2.1	3.1	1.8	1.1	2.2	6.7	6.2	11.8	
6. 20-39	0.5	0.7	0.3	0.7	-	0.2	0.1	0.8	0.5	0.3	1.6	-	0.5	0.2	2.3	-	
7. 40 or more	0.6	0.7	0.6	0.7	0.7	2.5	-	0.5	0.2	0.7	0.5	0.1	0.5	1.1	2.4	-	
<i>Item 11050 Subject A01b</i>	<i>N</i>	<i>1957</i>	<i>901</i>	<i>971</i>	<i>1139</i>	<i>249</i>	<i>301</i>	<i>488</i>	<i>701</i>	<i>467</i>	<i>1618</i>	<i>297</i>	<i>933</i>	<i>492</i>	<i>212</i>	<i>270</i>	<i>23</i>
<b>D17C:</b> . . . during the last 30 days?																	
1. 0 occasions	89.8	90.8	89.0	88.8	89.7	87.8	91.2	90.0	89.2	89.4	91.7	94.0	88.6	87.1	80.2	76.9	
2. 1-2	7.2	5.9	8.2	7.8	6.1	7.3	7.1	6.1	8.8	7.7	4.4	5.1	8.4	7.2	11.3	17.0	
3. 3-5	1.5	1.8	1.1	1.5	3.2	1.8	1.1	2.2	0.6	1.6	1.0	0.2	1.0	3.1	4.9	6.1	
4. 6-9	1.0	1.0	1.1	1.5	0.3	2.2	0.6	0.8	1.1	0.8	2.2	0.4	1.2	1.8	2.4	-	
5. 10-19	0.3	0.4	0.2	0.3	-	0.2	-	0.5	0.2	0.2	0.6	0.1	0.2	0.6	0.6	-	
6. 20-39	0.1	-	0.2	0.2	-	0.2	-	0.2	-	0.1	-	0.1	-	0.3	-	-	
7. 40 or more	0.2	0.2	0.2	-	0.7	0.5	-	0.2	0.1	0.2	-	-	0.5	-	0.6	-	
<i>Item 11060 Subject A01c</i>	<i>N</i>	<i>1956</i>	<i>901</i>	<i>968</i>	<i>1138</i>	<i>248</i>	<i>300</i>	<i>487</i>	<i>701</i>	<i>467</i>	<i>1615</i>	<i>298</i>	<i>934</i>	<i>491</i>	<i>212</i>	<i>270</i>	<i>23</i>
<b>D18:</b> Think back over the LAST TWO WEEKS. How many times have you had five or more 4-ounce glasses of wine in a row (or the equivalent, which is about three-fourths of a bottle)?																	
1. None	96.5	96.0	97.1	96.3	95.6	95.2	97.8	95.9	96.7	96.5	96.2	98.8	95.6	95.5	90.4	92.0	
2. Once	2.0	2.8	1.6	2.3	1.9	2.4	1.2	2.2	2.5	2.0	2.4	1.0	2.4	3.4	4.6	-	
3. Twice	0.8	0.6	0.8	0.7	1.8	0.8	0.7	1.0	0.5	0.8	0.5	0.2	0.9	-	2.6	5.9	
4. Three to five times	0.4	0.4	0.3	0.5	-	0.6	0.2	0.6	0.2	0.4	0.4	-	0.6	1.1	1.0	-	
5. Six to nine times	0.2	0.2	0.2	0.2	0.4	0.8	0.1	0.1	0.1	0.1	0.5	-	0.3	-	0.8	2.1	
6. Ten or more times	0.1	0.1	0.1	-	0.4	0.3	-	0.1	0.1	0.2	-	-	0.2	-	0.6	-	
<i>Item 11070 Subject A01d</i>	<i>N</i>	<i>1931</i>	<i>891</i>	<i>955</i>	<i>1133</i>	<i>245</i>	<i>292</i>	<i>486</i>	<i>692</i>	<i>462</i>	<i>1600</i>	<i>290</i>	<i>935</i>	<i>486</i>	<i>199</i>	<i>262</i>	<i>23</i>
These next questions are about hard liquor. (Hard liquor includes whiskey, Scotch, bourbon, gin, vodka, rum, etc., or mixed drinks made with liquor.)																	
<b>D19:</b> On how many occasions (if any) have you had liquor to drink . . .																	



QUESTIONNAIRE FORM 4 2011	TOTAL	SEX		RACE		REGION				COLLEGE PLANS?		ILLICIT DRUG USE: LIFETIME				
		M	F	White	Black	NE	NC	S	W	Yes	No	None	Mari- juana Only	Few Pills	More Pills	Any Her- oin
<i>N (Weighted No. of Cases):</i>	2459	1101	1160	1329	329	430	571	902	557	1888	375	1151	598	242	314	32
<i>% of Weighted Total:</i>	100.0	44.8	47.2	54.0	13.4	17.5	23.2	36.7	22.6	76.8	15.2	46.8	24.3	9.8	12.8	1.3
<b>D19A:</b> . . . in your lifetime?																
1. 0 occasions	36.0	36.6	36.1	33.5	42.9	28.7	36.5	38.3	36.7	36.7	32.1	59.4	16.9	12.3	8.5	11.7
2. 1-2	13.1	12.1	14.6	13.3	11.0	12.6	13.5	14.3	10.9	13.2	12.8	15.5	13.3	14.1	3.1	3.0
3. 3-5	11.2	10.3	11.1	10.7	14.0	12.0	9.6	12.0	11.2	11.2	11.8	9.2	16.0	11.9	9.2	9.8
4. 6-9	9.2	9.4	8.9	8.8	10.4	8.3	10.4	8.8	9.1	9.1	9.4	5.9	12.4	15.4	10.4	3.8
5. 10-19	11.3	11.4	10.7	12.9	8.1	13.4	12.2	8.9	12.5	10.8	14.5	6.1	16.3	19.4	14.4	12.7
6. 20-39	8.3	7.4	9.0	9.2	5.8	10.5	8.4	7.8	7.3	8.5	6.9	2.8	11.9	13.0	16.8	19.3
7. 40 or more	11.0	12.8	9.6	11.7	7.9	14.4	9.3	9.8	12.5	10.4	12.6	1.1	13.1	13.7	37.7	39.7
<i>Item 11080 Subject A01a</i>	<i>N 1960</i>	<i>899</i>	<i>974</i>	<i>1144</i>	<i>245</i>	<i>302</i>	<i>491</i>	<i>695</i>	<i>470</i>	<i>1620</i>	<i>294</i>	<i>938</i>	<i>492</i>	<i>211</i>	<i>267</i>	<i>24</i>
<b>D19B:</b> . . . during the last 12 months?																
1. 0 occasions	46.5	46.7	47.2	42.4	56.2	37.9	45.6	51.4	45.8	47.2	43.5	68.7	28.1	24.2	20.3	22.5
2. 1-2	15.6	13.4	17.5	16.4	14.8	17.0	16.1	15.1	14.9	15.6	15.7	15.0	19.9	17.7	9.2	9.1
3. 3-5	12.1	12.3	11.8	12.6	11.7	11.9	14.1	10.7	12.1	11.3	17.5	7.9	18.4	14.1	15.1	-
4. 6-9	10.7	10.4	10.5	11.8	7.9	13.6	11.2	8.5	11.5	10.8	10.3	5.6	13.4	18.4	17.4	14.1
5. 10-19	7.6	8.7	6.2	8.2	5.8	10.1	6.0	7.2	8.4	7.9	6.7	1.5	11.4	13.3	17.3	17.7
6. 20-39	4.4	4.3	4.7	5.1	2.9	4.9	3.9	4.6	4.4	4.5	2.6	1.1	5.6	8.0	11.0	10.1
7. 40 or more	3.0	4.2	2.0	3.4	0.9	4.6	3.0	2.4	2.9	2.9	3.7	0.3	3.2	4.2	9.7	26.3
<i>Item 11090 Subject A01b</i>	<i>N 1948</i>	<i>893</i>	<i>969</i>	<i>1139</i>	<i>244</i>	<i>302</i>	<i>489</i>	<i>690</i>	<i>468</i>	<i>1611</i>	<i>292</i>	<i>930</i>	<i>489</i>	<i>211</i>	<i>267</i>	<i>23</i>
<b>D19C:</b> . . . during the last 30 days?																
1. 0 occasions	70.2	68.9	71.4	68.1	74.7	62.0	69.6	73.2	71.8	70.3	70.5	86.2	59.2	56.2	46.7	37.3
2. 1-2	17.3	15.8	18.6	18.3	15.1	25.6	18.4	14.7	14.5	17.4	17.3	11.0	25.4	24.1	21.0	8.7
3. 3-5	6.5	8.1	5.0	7.0	8.1	6.1	6.9	6.3	6.7	6.4	7.5	1.7	9.1	12.1	12.4	25.0
4. 6-9	3.7	4.3	3.3	3.7	1.8	3.4	3.1	4.0	4.2	3.8	2.5	0.7	3.6	5.8	12.9	8.5
5. 10-19	1.6	2.0	1.4	2.2	-	1.6	1.8	1.1	2.3	1.6	1.3	0.2	1.8	1.5	5.5	14.6
6. 20-39	0.2	0.2	0.2	0.2	-	0.5	0.2	0.3	-	0.2	0.3	0.1	0.4	-	0.6	-
7. 40 or more	0.4	0.6	0.2	0.4	0.4	0.8	-	0.5	0.4	0.3	0.6	0.1	0.4	0.4	1.0	5.9
<i>Item 11100 Subject A01c</i>	<i>N 1946</i>	<i>893</i>	<i>968</i>	<i>1138</i>	<i>244</i>	<i>301</i>	<i>489</i>	<i>689</i>	<i>467</i>	<i>1610</i>	<i>292</i>	<i>930</i>	<i>488</i>	<i>211</i>	<i>267</i>	<i>23</i>
<b>D20:</b> Think back over the LAST TWO WEEKS. How many times have you had five or more mixed drinks or shot glasses of hard liquor in a row?																
1. None	81.7	79.6	84.0	79.6	88.1	75.7	80.3	84.6	82.4	82.3	78.5	93.8	73.9	71.7	59.7	46.4
2. Once	6.7	7.9	5.4	8.0	4.0	10.0	7.3	5.4	6.1	6.4	9.6	2.8	10.0	12.4	10.6	17.3
3. Twice	6.4	7.4	5.3	7.4	3.3	9.0	9.0	3.9	5.8	6.4	6.9	2.3	8.9	10.3	14.7	11.5
4. Three to five times	3.4	3.1	3.9	3.1	3.0	2.8	2.1	4.5	3.7	3.2	3.8	0.8	4.7	3.7	11.1	2.8
5. Six to nine times	1.2	1.4	1.0	1.4	1.3	1.6	1.1	0.8	1.6	1.0	1.2	0.3	1.4	1.4	2.1	21.9
6. Ten or more times	0.6	0.5	0.6	0.6	0.4	0.9	0.2	0.8	0.5	0.6	-	0.1	1.0	0.5	1.8	-
<i>Item 11110 Subject A01d</i>	<i>N 1852</i>	<i>855</i>	<i>914</i>	<i>1090</i>	<i>223</i>	<i>278</i>	<i>468</i>	<i>654</i>	<i>452</i>	<i>1534</i>	<i>274</i>	<i>923</i>	<i>452</i>	<i>186</i>	<i>243</i>	<i>22</i>
<b>D21:</b> The next questions are on another topic. Do you know about how much an ounce of marijuana would cost in your area?																
88. Don't know	64.7	57.6	71.9	63.4	68.5	56.1	70.5	64.8	64.1	66.3	58.6	88.5	50.4	39.7	26.6	13.8
01. Less than \$50	10.2	10.8	9.8	8.0	13.6	10.8	7.4	12.6	9.1	10.3	9.3	5.5	15.1	14.9	13.9	7.9
02. \$50-\$99	7.6	7.1	8.0	6.8	10.1	8.5	6.6	8.2	7.3	7.5	7.7	2.7	12.1	13.1	13.7	9.3
03. \$100-\$149	5.9	7.5	4.1	6.9	4.0	4.5	6.2	6.8	5.2	4.5	12.3	1.0	9.5	10.3	13.4	14.4
04. \$150-\$199	1.8	2.2	1.5	2.2	1.3	4.4	1.3	1.1	1.8	1.8	1.7	0.9	2.2	2.3	4.2	5.7
05. \$200-\$249	2.9	5.3	0.4	3.6	0.4	5.2	2.4	1.2	4.5	2.7	4.1	0.5	4.7	5.9	4.8	13.1
06. \$250-\$299	2.1	3.1	1.2	2.3	0.7	1.0	1.8	1.5	3.9	2.0	2.2	0.3	1.5	4.1	7.4	15.4
07. \$300-\$399	2.8	4.0	1.9	4.0	1.0	6.3	2.4	2.2	1.9	3.0	1.2	-	2.2	5.7	12.4	7.6
08. \$400-\$499	1.1	1.0	0.9	1.7	-	2.8	0.9	0.7	0.9	1.0	1.8	-	1.4	3.3	2.7	8.6
09. \$500 or more	0.9	1.3	0.4	1.0	0.6	0.6	0.7	0.9	1.2	0.8	1.2	0.7	0.9	0.6	0.9	4.2
<i>Item 20506 Subject A01m</i>	<i>N 2156</i>	<i>979</i>	<i>1069</i>	<i>1217</i>	<i>293</i>	<i>327</i>	<i>532</i>	<i>785</i>	<i>513</i>	<i>1775</i>	<i>332</i>	<i>1061</i>	<i>530</i>	<i>222</i>	<i>276</i>	<i>26</i>
<b>D22:</b> During the past 12 months, how often have you seen people selling illegal drugs in your neighborhood?																
1. Never	62.3	60.0	65.1	63.5	59.9	56.3	65.5	64.1	59.9	62.6	62.1	77.3	52.5	48.2	38.7	35.5
2. A few times a year	14.8	17.7	12.0	15.7	8.5	16.4	15.7	10.8	19.2	15.5	12.4	12.9	18.1	22.0	12.1	-
3. Once or twice a month	8.0	7.1	9.0	9.1	5.7	9.3	7.8	8.1	7.2	8.3	5.8	4.0	9.9	9.3	18.8	15.9
4. At least once a week	6.4	5.9	6.6	5.8	7.4	6.3	6.5	6.6	5.9	5.9	7.8	2.9	8.5	11.5	9.7	12.7
5. Almost every day	8.5	9.3	7.4	5.9	18.4	11.8	4.6	10.3	7.9	7.7	12.0	2.9	11.0	8.8	20.7	35.9
<i>Item 30880 Subject A03a</i>	<i>N 2156</i>	<i>979</i>	<i>1067</i>	<i>1215</i>	<i>290</i>	<i>326</i>	<i>533</i>	<i>784</i>	<i>512</i>	<i>1772</i>	<i>333</i>	<i>1055</i>	<i>530</i>	<i>223</i>	<i>278</i>	<i>29</i>



QUESTIONNAIRE FORM 4 2011	TOTAL	SEX		RACE		REGION				COLLEGE PLANS?		ILLICIT DRUG USE: LIFETIME					
		M	F	White	Black	NE	NC	S	W	Yes	No	None	Mari- juana Only	Few Pills	More Pills	Any Her- oin	
<i>N (Weighted No. of Cases):</i>	2459	1101	1160	1329	329	430	571	902	557	1888	375	1151	598	242	314	32	
<i>% of Weighted Total:</i>	100.0	44.8	47.2	54.0	13.4	17.5	23.2	36.7	22.6	76.8	15.2	46.8	24.3	9.8	12.8	1.3	
These next questions ask for your opinions about the military services in the United States.																	
<b>E01:</b> To what extent do you think the following opportunities are available to people who work in the military services?																	
<b>E01A:</b> A chance to get ahead																	
1. To a very little extent	9.6	11.7	7.2	7.1	12.2	10.7	8.6	9.7	9.9	8.5	15.3	8.5	10.4	9.5	10.7	19.6	
2. To a little extent	9.6	10.8	8.6	9.7	8.1	12.7	10.2	6.9	11.2	9.5	11.5	9.3	10.3	6.9	12.4	3.5	
3. To some extent	44.0	41.3	46.6	47.4	36.8	47.7	45.6	42.3	42.7	45.3	37.5	47.2	42.9	43.9	38.3	31.0	
4. To a great extent	22.4	21.6	23.2	22.5	23.1	18.7	22.8	24.3	21.4	23.4	18.3	23.3	20.5	25.0	22.4	10.4	
5. To a very great extent	14.3	14.6	14.4	13.3	19.9	10.1	12.8	16.8	14.8	13.3	17.3	11.7	15.9	14.7	16.2	35.6	
<i>Item 11120 Subject L04</i>	<i>N</i>	<i>2111</i>	<i>960</i>	<i>1046</i>	<i>1192</i>	<i>282</i>	<i>321</i>	<i>525</i>	<i>768</i>	<i>497</i>	<i>1741</i>	<i>323</i>	<i>1042</i>	<i>520</i>	<i>213</i>	<i>272</i>	<i>28</i>
<b>E01B:</b> A chance to get more education																	
1. To a very little extent	7.3	8.9	5.2	5.2	8.9	7.4	6.2	8.2	6.9	6.8	10.0	6.6	8.2	7.7	6.2	18.1	
2. To a little extent	7.9	8.3	7.2	7.4	6.4	7.5	9.3	7.0	8.2	8.0	7.1	7.4	7.8	9.0	8.2	5.0	
3. To some extent	33.6	34.4	33.8	33.8	32.6	40.8	29.9	32.1	35.0	33.6	34.5	33.2	36.6	34.1	32.2	15.9	
4. To a great extent	30.6	29.0	32.2	34.0	25.6	30.5	33.9	30.2	27.9	32.2	24.6	33.9	26.0	26.5	31.9	27.0	
5. To a very great extent	20.6	19.5	21.6	19.5	26.5	13.8	20.8	22.4	22.0	19.5	23.7	18.9	21.4	22.7	21.5	34.0	
<i>Item 11130 Subject B10, L04</i>	<i>N</i>	<i>2113</i>	<i>959</i>	<i>1047</i>	<i>1192</i>	<i>282</i>	<i>321</i>	<i>524</i>	<i>769</i>	<i>499</i>	<i>1741</i>	<i>323</i>	<i>1041</i>	<i>520</i>	<i>213</i>	<i>272</i>	<i>27</i>
<b>E01C:</b> A chance to advance to a more responsible position																	
1. To a very little extent	6.3	8.1	3.9	4.8	8.8	5.7	5.6	7.5	5.4	5.6	9.7	5.5	6.7	5.2	7.1	18.1	
2. To a little extent	6.3	6.0	6.4	5.9	7.7	6.4	7.1	4.7	7.9	6.3	6.1	4.7	9.1	2.6	10.4	-	
3. To some extent	30.2	30.7	30.7	29.2	29.0	34.7	27.8	30.4	29.4	29.6	34.4	31.1	29.4	36.4	23.9	14.1	
4. To a great extent	33.6	31.6	35.1	35.2	26.6	35.0	36.0	30.7	34.5	34.8	28.3	35.1	31.8	35.8	32.1	32.0	
5. To a very great extent	23.6	23.5	24.0	24.9	28.0	18.1	23.5	26.6	22.7	23.7	21.5	23.5	23.0	20.1	26.5	35.7	
<i>Item 11140 Subject L04</i>	<i>N</i>	<i>2112</i>	<i>959</i>	<i>1046</i>	<i>1191</i>	<i>282</i>	<i>322</i>	<i>523</i>	<i>768</i>	<i>499</i>	<i>1742</i>	<i>322</i>	<i>1042</i>	<i>521</i>	<i>213</i>	<i>271</i>	<i>27</i>
<b>E01D:</b> A chance to have a personally more fulfilling job																	
1. To a very little extent	8.3	9.5	6.1	6.2	8.7	7.7	6.8	10.0	7.4	7.7	10.9	7.6	8.5	9.9	6.6	24.7	
2. To a little extent	9.9	10.7	9.5	10.0	9.0	10.7	9.9	7.7	13.0	10.1	9.5	8.9	10.1	10.2	13.0	5.0	
3. To some extent	32.5	31.7	34.0	32.7	29.9	38.1	32.2	29.4	33.8	32.5	33.4	33.5	34.0	32.2	28.7	13.5	
4. To a great extent	28.2	27.8	28.4	30.5	25.0	27.0	32.3	28.6	24.0	29.1	23.9	30.8	26.0	24.6	27.4	23.5	
5. To a very great extent	21.2	20.4	22.1	20.7	27.4	16.5	18.8	24.3	21.8	20.6	22.4	19.2	21.5	23.1	24.2	33.3	
<i>Item 11150 Subject C05, L04</i>	<i>N</i>	<i>2110</i>	<i>957</i>	<i>1048</i>	<i>1191</i>	<i>281</i>	<i>322</i>	<i>523</i>	<i>767</i>	<i>499</i>	<i>1740</i>	<i>323</i>	<i>1039</i>	<i>521</i>	<i>213</i>	<i>272</i>	<i>26</i>
<b>E01E:</b> A chance to get their ideas heard																	
1. To a very little extent	17.7	21.4	13.6	18.0	15.1	19.5	17.6	15.2	20.5	17.7	17.3	15.4	17.4	24.2	19.2	31.4	
2. To a little extent	16.1	17.2	15.2	17.5	11.8	16.2	16.7	13.0	20.2	16.4	14.8	15.6	16.9	13.6	19.4	11.4	
3. To some extent	34.4	31.5	37.1	35.5	33.1	38.9	35.0	34.9	30.1	35.1	30.9	36.7	35.1	34.1	27.5	23.8	
4. To a great extent	18.5	18.1	19.5	17.7	17.8	14.7	19.9	20.0	17.1	18.2	20.2	19.9	16.9	16.6	18.4	13.4	
5. To a very great extent	13.3	11.8	14.6	11.4	22.1	10.7	10.8	16.9	12.1	12.5	16.9	12.3	13.7	11.6	15.6	19.9	
<i>Item 11160 Subject L04</i>	<i>N</i>	<i>2097</i>	<i>951</i>	<i>1040</i>	<i>1185</i>	<i>279</i>	<i>318</i>	<i>522</i>	<i>761</i>	<i>495</i>	<i>1729</i>	<i>320</i>	<i>1033</i>	<i>515</i>	<i>213</i>	<i>272</i>	<i>25</i>
<b>E02:</b> To what extent is it likely that a person in the military can get things changed and set right if treated unjustly by a superior?																	
1. To a very little extent	17.0	19.3	14.6	16.5	15.9	17.5	17.4	16.4	17.1	17.4	14.7	16.0	16.3	18.6	17.4	33.7	
2. To a little extent	20.6	20.9	20.0	23.5	15.4	23.8	23.0	16.4	22.5	20.9	20.2	21.0	21.1	18.8	23.6	-	
3. To some extent	42.8	40.6	45.4	42.1	43.5	41.4	43.5	43.3	42.1	42.4	44.6	43.7	41.9	44.3	43.7	30.3	
4. To a great extent	12.7	12.6	12.7	12.4	15.1	12.7	12.0	14.2	11.3	13.0	11.9	13.4	13.6	13.2	7.4	21.9	
5. To a very great extent	6.9	6.6	7.3	5.5	10.0	4.6	4.1	9.7	6.9	6.3	8.5	5.9	7.1	5.1	7.9	14.1	
<i>Item 11170 Subject L04</i>	<i>N</i>	<i>2091</i>	<i>954</i>	<i>1032</i>	<i>1180</i>	<i>278</i>	<i>315</i>	<i>525</i>	<i>759</i>	<i>491</i>	<i>1726</i>	<i>317</i>	<i>1033</i>	<i>515</i>	<i>211</i>	<i>265</i>	<i>26</i>
<b>E03:</b> To what extent do you think there is any discrimination against women who are in the armed services?																	
1. To a very little extent	15.0	16.9	12.7	13.0	17.2	11.7	13.6	17.2	15.1	13.8	21.3	15.7	14.2	13.6	12.5	20.0	
2. To a little extent	19.8	22.8	17.2	21.2	16.2	16.1	23.4	17.8	21.4	20.1	18.3	20.7	20.0	17.8	18.0	20.6	
3. To some extent	42.1	38.8	45.5	43.5	42.8	49.4	40.6	42.8	38.0	42.8	38.4	42.2	43.4	37.1	48.5	18.3	
4. To a great extent	16.1	15.6	16.5	16.0	14.6	15.6	17.3	14.1	18.2	16.3	15.7	15.5	15.2	22.2	12.8	33.3	
5. To a very great extent	7.1	5.9	8.1	6.3	9.2	7.2	5.2	8.1	7.4	7.0	6.3	5.9	7.2	9.3	8.2	7.8	
<i>Item 11180 Subject D06, L04</i>	<i>N</i>	<i>2096</i>	<i>954</i>	<i>1038</i>	<i>1182</i>	<i>280</i>	<i>316</i>	<i>525</i>	<i>762</i>	<i>493</i>	<i>1730</i>	<i>319</i>	<i>1035</i>	<i>518</i>	<i>210</i>	<i>268</i>	<i>27</i>



QUESTIONNAIRE FORM 4 2011	TOTAL	SEX		RACE		REGION				COLLEGE PLANS?		ILLICIT DRUG USE: LIFETIME				
		M	F	White	Black	NE	NC	S	W	Yes	No	None	Mari- juana Only	Few Pills	More Pills	Any Her- oin
<i>N (Weighted No. of Cases):</i>	2459	1101	1160	1329	329	430	571	902	557	1888	375	1151	598	242	314	32
<i>% of Weighted Total:</i>	100.0	44.8	47.2	54.0	13.4	17.5	23.2	36.7	22.6	76.8	15.2	46.8	24.3	9.8	12.8	1.3
<b>E04:</b> To what extent do you think there is any discrimination against African American people who are in the armed services?																
1. To a very little extent	29.0	31.4	26.7	29.2	24.7	27.9	26.5	29.9	30.9	28.9	30.4	30.4	26.2	27.0	27.6	51.3
2. To a little extent	26.5	28.4	25.2	30.6	17.1	21.5	30.6	27.1	24.6	27.2	23.0	27.1	27.7	23.3	27.1	17.2
3. To some extent	32.5	30.1	34.9	30.5	39.1	40.4	30.2	31.7	30.9	32.7	30.6	32.6	32.5	34.9	32.6	13.8
4. To a great extent	7.8	7.5	7.4	6.6	9.2	6.6	10.1	5.2	10.1	7.2	10.7	6.9	8.9	10.3	6.8	15.2
5. To a very great extent	4.2	2.6	5.8	3.1	9.8	3.6	2.6	6.0	3.5	4.0	5.3	3.1	4.6	4.5	5.8	2.5
<i>Item 11190 Subject L04, N02</i>	<i>N</i> 2095	952	1039	1181	280	317	525	760	493	1729	319	1032	518	212	268	26
<b>E05:</b> If YOU felt that it was necessary for the U.S. to fight in some future war, how likely is it that you would volunteer for military service in that war?																
1. I'm sure that I would volunteer	13.4	16.8	10.5	14.1	10.5	13.0	14.2	13.9	11.9	11.7	20.5	11.1	15.2	12.6	17.4	17.6
2. I would very likely volunteer	4.1	6.2	2.0	5.0	3.2	5.4	2.9	4.1	4.5	3.7	5.1	3.5	4.1	5.8	4.7	5.5
3. I would probably volunteer	10.0	14.8	5.3	11.3	7.0	8.9	8.8	10.7	10.8	9.6	12.5	8.7	9.1	13.9	11.4	21.8
4. I would probably NOT volunteer	14.7	15.5	13.6	16.1	9.7	11.4	16.2	13.8	16.8	14.9	14.5	16.7	11.5	14.7	15.2	4.1
5. I would very likely NOT volunteer	9.7	10.6	9.1	11.2	5.9	7.0	9.8	11.0	9.5	9.9	8.6	9.9	10.2	9.9	8.6	9.4
6. I would definitely NOT volunteer	28.0	19.5	35.7	25.6	40.3	31.3	28.7	27.3	26.2	30.2	18.2	31.0	29.1	21.6	22.3	18.2
7. In my opinion, there is no such thing as a "necessary" war	20.1	16.6	24.0	16.8	23.4	22.9	19.5	19.2	20.4	20.0	20.7	19.1	20.8	21.5	20.5	23.5
<i>Item 11220 Subject L03</i>	<i>N</i> 2121	961	1051	1199	278	323	524	773	501	1745	319	1035	524	215	273	27
<b>E06:</b> How do you think your CLOSE FRIENDS feel (or would feel) about YOU doing each of the following things?																
<b>E06A:</b> Smoking one or more packs of cigarettes per day																
1. Not disapprove	18.4	22.0	14.6	19.3	19.2	18.5	18.1	22.1	13.1	16.3	29.1	11.6	21.0	21.5	32.9	29.1
2. Disapprove	30.0	29.7	30.3	30.6	31.2	32.6	29.3	30.1	28.9	29.1	31.7	24.3	34.3	34.0	38.9	51.5
3. Strongly disapprove	51.6	48.2	55.1	50.2	49.6	48.8	52.6	47.8	58.0	54.6	39.2	64.1	44.7	44.6	28.3	19.4
<i>Item 11470 Subject A12b</i>	<i>N</i> 2148	965	1068	1214	282	325	527	785	512	1761	326	1043	526	222	278	27
<b>E06B:</b> Trying marijuana (pot, weed) once or twice																
1. Not disapprove	47.0	49.8	44.9	49.6	49.1	55.7	39.5	45.8	50.9	46.1	52.8	23.3	67.0	75.7	73.0	75.6
2. Disapprove	20.9	19.9	21.5	20.3	23.0	19.7	25.1	21.7	16.0	20.7	20.7	24.3	21.9	11.3	14.4	11.7
3. Strongly disapprove	32.1	30.3	33.6	30.1	27.8	24.6	35.4	32.4	33.1	33.1	26.5	52.3	11.1	13.0	12.6	12.7
<i>Item 11480 Subject A12b</i>	<i>N</i> 2145	962	1068	1212	282	323	526	784	512	1761	325	1042	526	222	278	27
<b>E06C:</b> Smoking marijuana occasionally																
1. Not disapprove	40.6	45.3	36.3	43.4	45.5	49.8	33.9	39.8	42.7	39.9	45.1	19.0	57.0	67.9	66.9	77.6
2. Disapprove	20.5	18.6	22.4	19.0	22.1	19.0	19.5	21.8	20.6	19.9	23.1	20.5	25.0	15.5	17.5	7.9
3. Strongly disapprove	38.9	36.2	41.3	37.6	32.4	31.2	46.6	38.3	36.7	40.2	31.8	60.5	18.1	16.7	15.6	14.5
<i>Item 11490 Subject A12b</i>	<i>N</i> 2148	967	1066	1214	282	326	526	784	512	1762	326	1043	526	223	279	27
<b>E06D:</b> Smoking marijuana regularly																
1. Not disapprove	26.7	31.2	22.1	28.6	31.8	34.7	20.2	26.2	29.0	24.8	36.4	11.2	35.5	41.8	52.9	64.3
2. Disapprove	25.0	23.7	26.6	25.4	26.2	24.9	25.0	26.4	23.0	24.6	27.2	20.2	32.4	31.9	23.3	15.1
3. Strongly disapprove	48.3	45.2	51.3	46.1	42.0	40.4	54.8	47.3	48.0	50.6	36.4	68.6	32.1	26.3	23.8	20.6
<i>Item 11500 Subject A12b</i>	<i>N</i> 2143	961	1067	1212	281	323	525	782	512	1760	324	1041	525	222	278	27
<b>E06E:</b> Trying LSD once or twice																
1. Not disapprove	14.4	17.0	12.0	16.6	9.6	15.6	10.8	16.0	14.8	14.0	16.5	7.5	13.0	15.6	37.1	48.5
2. Disapprove	22.0	22.6	20.6	23.4	20.6	23.7	22.8	20.9	21.9	20.8	25.0	17.9	23.2	32.6	25.8	27.4
3. Strongly disapprove	63.6	60.4	67.4	60.0	69.8	60.7	66.5	63.1	63.3	65.2	58.6	74.6	63.8	51.7	37.1	24.1
<i>Item 11510 Subject A12b</i>	<i>N</i> 2136	959	1062	1208	279	323	522	779	511	1755	324	1036	526	222	276	26
<b>E06F:</b> Trying an amphetamine (upper, speed, Adderall, Ritalin, etc.) once or twice																
1. Not disapprove	15.4	17.5	13.3	18.5	10.8	15.7	11.8	17.8	15.2	15.1	15.9	7.9	12.3	18.4	41.7	51.9
2. Disapprove	22.7	23.7	21.6	24.3	17.8	23.7	24.3	21.2	22.9	21.6	27.5	18.3	24.4	30.4	28.9	30.1
3. Strongly disapprove	61.9	58.8	65.1	57.2	71.4	60.7	63.9	61.0	62.0	63.2	56.6	73.8	63.3	51.1	29.4	18.0
<i>Item 11520 Subject A12b</i>	<i>N</i> 2140	962	1065	1213	281	322	525	780	512	1761	323	1041	526	222	277	27



# DESCRIPTIVE RESULTS: 2011

189

QUESTIONNAIRE FORM 4 2011	TOTAL	SEX		RACE		REGION				COLLEGE PLANS?		ILLICIT DRUG USE: LIFETIME				
		M	F	White	Black	NE	NC	S	W	Yes	No	None	Mari- juana Only	Few Pills	More Pills	Any Her- oin
<i>N (Weighted No. of Cases):</i>	2459	1101	1160	1329	329	430	571	902	557	1888	375	1151	598	242	314	32
<i>% of Weighted Total:</i>	100.0	44.8	47.2	54.0	13.4	17.5	23.2	36.7	22.6	76.8	15.2	46.8	24.3	9.8	12.8	1.3
<b>E06G:</b> Trying cocaine once or twice																
1. Not disapprove	10.3	10.8	9.0	11.2	9.3	10.1	7.8	11.9	10.6	9.8	13.3	6.7	8.5	8.2	21.7	54.8
2. Disapprove	18.9	20.5	17.6	19.9	14.8	20.6	18.6	19.2	17.8	17.7	24.2	15.9	17.4	21.3	30.2	20.9
3. Strongly disapprove	70.8	68.7	73.4	69.0	75.9	69.3	73.6	68.9	71.6	72.5	62.6	77.4	74.1	70.5	48.1	24.3
<i>Item 11525 Subject A12b</i>	<i>N 2139</i>	<i>961</i>	<i>1066</i>	<i>1210</i>	<i>279</i>	<i>323</i>	<i>524</i>	<i>779</i>	<i>512</i>	<i>1759</i>	<i>324</i>	<i>1039</i>	<i>526</i>	<i>221</i>	<i>278</i>	<i>27</i>
<b>E06H:</b> Taking cocaine occasionally																
1. Not disapprove	7.1	7.9	5.9	7.1	8.2	7.6	5.5	8.5	6.5	6.6	10.0	5.8	6.3	4.9	11.8	28.8
2. Disapprove	16.5	18.0	15.0	17.4	15.7	15.9	16.2	16.9	16.5	15.4	21.9	14.6	16.2	16.2	22.3	26.7
3. Strongly disapprove	76.4	74.1	79.2	75.5	76.1	76.5	78.3	74.7	77.0	78.0	68.1	79.6	77.5	78.8	65.8	44.5
<i>Item 11526 Subject A12b</i>	<i>N 2138</i>	<i>961</i>	<i>1066</i>	<i>1211</i>	<i>279</i>	<i>324</i>	<i>523</i>	<i>779</i>	<i>512</i>	<i>1757</i>	<i>325</i>	<i>1038</i>	<i>525</i>	<i>221</i>	<i>279</i>	<i>27</i>
<b>E06I:</b> Taking one or two drinks nearly every day																
1. Not disapprove	25.1	29.5	20.5	25.8	29.8	29.6	23.3	28.1	19.3	23.9	32.2	16.9	30.6	32.4	35.7	59.4
2. Disapprove	31.0	31.2	31.5	32.7	29.2	32.3	32.1	29.3	31.5	30.9	31.4	27.3	34.3	31.1	40.1	20.6
3. Strongly disapprove	44.0	39.4	48.1	41.4	41.0	38.0	44.6	42.6	49.1	45.2	36.5	55.8	35.1	36.6	24.2	20.0
<i>Item 11530 Subject A12b</i>	<i>N 2140</i>	<i>962</i>	<i>1066</i>	<i>1209</i>	<i>282</i>	<i>322</i>	<i>525</i>	<i>782</i>	<i>510</i>	<i>1758</i>	<i>325</i>	<i>1041</i>	<i>526</i>	<i>221</i>	<i>276</i>	<i>27</i>
<b>E06J:</b> Taking four or five drinks nearly every day																
1. Not disapprove	14.2	17.5	10.9	14.5	16.8	17.9	12.2	15.8	11.5	12.8	21.8	10.0	15.2	16.8	20.2	56.9
2. Disapprove	25.4	27.3	23.2	26.2	29.0	23.8	27.4	26.9	22.2	24.9	28.7	20.7	30.1	30.3	30.4	18.4
3. Strongly disapprove	60.4	55.2	65.9	59.4	54.2	58.3	60.3	57.3	66.4	62.4	49.5	69.4	54.7	52.9	49.5	24.7
<i>Item 11540 Subject A12b</i>	<i>N 2134</i>	<i>959</i>	<i>1063</i>	<i>1208</i>	<i>278</i>	<i>322</i>	<i>525</i>	<i>776</i>	<i>511</i>	<i>1757</i>	<i>323</i>	<i>1035</i>	<i>526</i>	<i>221</i>	<i>277</i>	<i>27</i>
<b>E06K:</b> Having five or more drinks once or twice each weekend																
1. Not disapprove	37.8	43.2	33.0	41.9	33.9	44.6	37.4	37.2	34.8	36.5	45.1	22.2	46.5	53.4	63.1	82.7
2. Disapprove	21.1	18.1	23.4	20.5	19.7	21.3	22.6	20.1	20.8	21.1	21.1	22.6	21.3	20.4	17.0	7.6
3. Strongly disapprove	41.1	38.7	43.7	37.5	46.4	34.1	39.9	42.7	44.4	42.3	33.8	55.1	32.2	26.2	19.9	9.7
<i>Item 11550 Subject A12b</i>	<i>N 2132</i>	<i>957</i>	<i>1063</i>	<i>1208</i>	<i>278</i>	<i>322</i>	<i>522</i>	<i>776</i>	<i>512</i>	<i>1756</i>	<i>321</i>	<i>1036</i>	<i>525</i>	<i>220</i>	<i>277</i>	<i>27</i>
<b>E06L:</b> Driving a car after having 1-2 drinks																
1. Not disapprove	15.1	17.7	12.5	15.4	18.3	14.5	15.2	17.1	12.4	14.3	19.1	9.0	17.3	15.8	28.1	51.1
2. Disapprove	26.0	28.2	23.9	26.0	23.6	25.8	24.9	27.4	25.1	25.8	28.1	22.5	27.7	31.8	32.0	16.7
3. Strongly disapprove	58.9	54.1	63.6	58.6	58.2	59.7	59.9	55.5	62.5	59.8	52.8	68.4	55.0	52.4	39.8	32.2
<i>Item 11551 Subject A12b</i>	<i>N 2134</i>	<i>957</i>	<i>1065</i>	<i>1208</i>	<i>276</i>	<i>322</i>	<i>524</i>	<i>776</i>	<i>512</i>	<i>1754</i>	<i>323</i>	<i>1038</i>	<i>524</i>	<i>217</i>	<i>279</i>	<i>27</i>
<b>E06M:</b> Driving a car after having 5 or more drinks																
1. Not disapprove	6.2	6.6	5.2	5.3	9.4	5.7	5.4	8.3	4.1	5.6	9.8	5.0	5.4	6.1	7.3	26.4
2. Disapprove	14.5	16.1	13.1	14.1	17.9	11.2	15.4	15.4	14.3	13.0	21.4	12.6	13.4	12.8	21.3	26.7
3. Strongly disapprove	79.4	77.3	81.7	80.6	72.8	83.1	79.3	76.3	81.6	81.5	68.8	82.4	81.2	81.0	71.3	46.9
<i>Item 11552 Subject A12b</i>	<i>N 2123</i>	<i>954</i>	<i>1058</i>	<i>1203</i>	<i>273</i>	<i>321</i>	<i>522</i>	<i>769</i>	<i>512</i>	<i>1747</i>	<i>321</i>	<i>1029</i>	<i>524</i>	<i>218</i>	<i>277</i>	<i>27</i>
<b>E07:</b> These days, how many people in the following groups would you guess use illicit drugs (like marijuana, cocaine, etc.) occasionally or regularly?																
<b>E07A:</b> Professional athletes																
1. 0% to 10%	17.6	17.4	17.5	17.5	20.9	11.0	14.5	21.2	19.5	16.4	24.7	19.0	16.6	15.4	15.5	19.5
2. 11% to 30%	24.2	26.6	22.8	26.1	19.7	23.0	26.1	22.5	25.8	24.6	23.9	25.4	22.3	26.0	23.3	25.9
3. 31% to 50%	21.3	22.9	19.7	23.1	22.1	26.6	20.6	21.7	18.0	22.0	16.9	21.3	23.4	19.2	19.6	23.0
4. 51% to 70%	14.7	15.1	14.3	15.2	11.6	13.2	19.4	13.8	12.0	15.2	12.6	12.0	16.8	21.0	15.6	16.9
5. 71% to 90%	6.2	5.2	7.0	5.4	6.1	5.4	6.6	5.1	8.0	6.3	5.8	4.9	7.5	7.2	9.1	-
6. 91% to 100%	3.2	3.5	2.8	2.6	6.5	6.1	2.1	3.6	1.6	2.9	3.1	2.0	2.5	2.9	6.7	8.7
8. Have no idea	12.8	9.3	15.9	10.2	13.0	14.7	10.7	12.0	15.0	12.6	12.9	15.5	10.9	8.3	10.2	6.0
<i>Item 22380 Subject A17a</i>	<i>N 2130</i>	<i>957</i>	<i>1061</i>	<i>1200</i>	<i>280</i>	<i>318</i>	<i>523</i>	<i>777</i>	<i>512</i>	<i>1750</i>	<i>323</i>	<i>1040</i>	<i>522</i>	<i>216</i>	<i>274</i>	<i>28</i>



QUESTIONNAIRE FORM 4 2011	TOTAL	SEX		RACE		REGION				COLLEGE PLANS?		ILLCIT DRUG USE: LIFETIME					
		M	F	White	Black	NE	NC	S	W	Yes	No	None	Mari- juana Only	Few Pills	More Pills	Any Her- oin	
<i>N (Weighted No. of Cases):</i>	2459	1101	1160	1329	329	430	571	902	557	1888	375	1151	598	242	314	32	
<i>% of Weighted Total:</i>	100.0	44.8	47.2	54.0	13.4	17.5	23.2	36.7	22.6	76.8	15.2	46.8	24.3	9.8	12.8	1.3	
<b>E07B: Rock music performers</b>																	
1. 0% to 10%	3.9	3.3	4.2	2.9	9.9	1.7	3.4	6.3	2.0	3.6	6.0	4.9	2.9	3.1	1.9	3.2	
2. 11% to 30%	4.2	4.6	3.8	3.9	2.3	3.9	4.9	3.4	5.0	4.0	5.8	5.9	2.0	4.6	1.5	-	
3. 31% to 50%	11.1	11.0	11.0	12.2	5.8	10.6	13.1	11.3	9.2	10.7	13.6	12.1	11.7	9.0	7.5	17.1	
4. 51% to 70%	20.8	22.7	19.0	22.2	15.4	19.1	21.6	20.7	21.2	22.3	15.0	23.1	21.4	16.6	16.1	25.3	
5. 71% to 90%	28.7	29.8	28.1	30.7	28.1	31.3	28.1	28.3	28.1	28.8	27.2	24.5	30.8	36.0	34.8	34.7	
6. 91% to 100%	21.5	21.4	21.5	20.8	27.9	24.3	20.8	19.4	23.5	21.5	21.0	16.7	24.4	24.2	31.3	17.3	
8. Have no idea	9.8	7.2	12.3	7.3	10.8	9.1	8.1	10.5	11.0	9.3	11.3	12.8	6.7	6.6	6.9	2.3	
<i>Item 22390 Subject A17a</i>	<i>N</i>	<i>2118</i>	<i>952</i>	<i>1058</i>	<i>1196</i>	<i>277</i>	<i>314</i>	<i>521</i>	<i>772</i>	<i>511</i>	<i>1747</i>	<i>320</i>	<i>1036</i>	<i>522</i>	<i>215</i>	<i>273</i>	<i>27</i>
<b>E07C: Actors and actresses</b>																	
1. 0% to 10%	6.6	6.0	6.7	5.2	11.9	3.3	5.8	8.7	6.2	6.3	9.1	8.5	5.6	4.0	3.0	3.2	
2. 11% to 30%	10.6	11.3	10.0	9.7	11.7	11.3	13.6	7.2	12.4	10.9	10.2	12.7	10.8	9.8	4.3	3.0	
3. 31% to 50%	18.2	19.8	16.6	21.4	11.7	21.4	19.4	17.2	16.7	18.1	19.1	18.3	20.3	16.8	14.4	16.6	
4. 51% to 70%	23.9	25.3	22.6	25.4	18.0	27.4	23.2	24.9	20.8	24.3	21.4	22.2	24.1	26.1	30.2	24.3	
5. 71% to 90%	19.5	19.6	19.9	20.7	19.1	17.4	21.4	19.1	19.4	19.9	17.5	17.5	19.5	26.9	20.3	20.9	
6. 91% to 100%	9.2	9.1	9.1	8.5	11.7	7.7	6.7	9.9	11.4	8.9	9.4	6.1	9.1	9.1	18.9	25.9	
8. Have no idea	12.1	8.9	15.1	9.2	16.0	11.5	10.0	13.1	13.0	11.6	13.3	14.7	10.6	7.2	8.9	6.1	
<i>Item 22400 Subject A17a</i>	<i>N</i>	<i>2114</i>	<i>950</i>	<i>1056</i>	<i>1193</i>	<i>277</i>	<i>313</i>	<i>522</i>	<i>770</i>	<i>509</i>	<i>1744</i>	<i>319</i>	<i>1034</i>	<i>523</i>	<i>214</i>	<i>272</i>	<i>27</i>
<b>E08: How many people in the following groups would you guess strongly disapprove of such illicit drug use?</b>																	
<b>E08A: Professional athletes</b>																	
1. 0% to 10%	12.0	10.6	13.2	11.1	19.5	10.0	11.8	14.4	9.6	11.6	13.2	11.9	11.1	11.8	12.9	14.8	
2. 11% to 30%	20.9	22.0	20.6	22.3	16.9	22.8	24.1	19.1	19.3	20.8	23.0	19.1	24.6	18.3	24.4	30.6	
3. 31% to 50%	16.1	17.0	15.0	17.2	12.5	14.1	18.4	16.9	13.9	16.7	13.2	16.2	14.8	23.3	11.2	23.3	
4. 51% to 70%	12.8	13.0	12.6	14.2	9.0	14.0	14.1	11.4	12.9	12.9	12.5	13.0	9.6	16.2	16.0	14.1	
5. 71% to 90%	12.2	12.2	12.5	13.0	10.7	12.8	10.5	10.2	16.7	13.1	8.2	12.2	15.0	10.3	10.2	6.0	
6. 91% to 100%	9.3	10.0	8.0	8.8	7.8	8.5	7.0	9.3	12.1	9.0	10.6	10.6	6.2	8.4	8.8	4.7	
8. Have no idea	16.6	15.1	18.1	13.4	23.5	17.8	14.0	18.6	15.5	16.0	19.4	16.9	18.7	11.7	16.4	6.6	
<i>Item 22420 Subject A17b</i>	<i>N</i>	<i>2114</i>	<i>948</i>	<i>1055</i>	<i>1191</i>	<i>276</i>	<i>314</i>	<i>520</i>	<i>770</i>	<i>510</i>	<i>1736</i>	<i>321</i>	<i>1029</i>	<i>521</i>	<i>213</i>	<i>276</i>	<i>27</i>
<b>E08B: Rock music performers</b>																	
1. 0% to 10%	30.5	32.6	28.3	33.1	32.6	29.1	28.3	29.9	34.6	30.9	30.1	27.6	29.6	32.5	41.4	39.6	
2. 11% to 30%	26.2	26.7	26.7	29.0	21.0	29.0	27.1	25.8	24.2	27.1	21.6	26.4	28.8	23.7	23.2	27.3	
3. 31% to 50%	13.2	14.1	12.5	13.4	8.5	12.7	16.0	11.5	13.2	12.8	15.3	13.6	12.1	17.0	8.8	14.4	
4. 51% to 70%	7.5	7.0	7.7	6.9	6.7	7.9	8.6	7.8	5.8	7.8	6.1	8.1	7.6	6.7	5.5	10.5	
5. 71% to 90%	3.2	3.0	3.1	2.1	2.9	1.6	2.8	3.0	4.9	3.1	3.8	3.1	2.6	6.4	2.3	6.0	
6. 91% to 100%	2.9	2.6	3.0	2.3	4.9	2.9	2.7	4.1	1.4	2.5	4.2	3.1	2.4	2.6	3.9	-	
8. Have no idea	16.5	14.0	18.7	13.1	23.4	16.7	14.6	17.9	15.9	15.7	18.9	18.0	16.9	11.1	14.9	2.2	
<i>Item 22430 Subject A17b</i>	<i>N</i>	<i>2112</i>	<i>948</i>	<i>1053</i>	<i>1192</i>	<i>273</i>	<i>310</i>	<i>518</i>	<i>773</i>	<i>511</i>	<i>1732</i>	<i>322</i>	<i>1028</i>	<i>521</i>	<i>213</i>	<i>274</i>	<i>28</i>
<b>E08C: Actors and actresses</b>																	
1. 0% to 10%	16.6	16.8	16.1	17.4	18.5	14.6	17.6	16.8	16.5	16.6	17.8	17.5	12.8	14.5	23.1	16.6	
2. 11% to 30%	23.0	22.5	24.2	26.4	18.9	22.6	23.8	22.3	23.7	22.9	23.9	19.4	26.8	27.8	24.9	41.2	
3. 31% to 50%	19.0	21.3	17.4	19.0	17.0	18.7	19.4	18.7	19.3	19.3	18.0	18.1	21.6	21.6	17.0	10.6	
4. 51% to 70%	13.4	13.3	13.1	14.7	9.0	17.0	13.7	12.4	12.5	13.5	11.7	13.5	12.0	15.1	12.9	24.9	
5. 71% to 90%	6.6	6.9	6.2	6.1	6.1	5.2	7.2	6.0	7.7	7.0	5.2	7.6	5.2	7.7	4.9	-	
6. 91% to 100%	3.6	3.8	3.4	2.9	4.9	2.2	3.8	4.0	3.7	3.8	3.1	4.5	3.1	2.3	1.9	2.5	
8. Have no idea	17.7	15.4	19.6	13.6	25.5	19.7	14.3	19.9	16.6	17.0	20.3	19.3	18.4	11.0	15.3	4.3	
<i>Item 22440 Subject A17b</i>	<i>N</i>	<i>2110</i>	<i>945</i>	<i>1052</i>	<i>1189</i>	<i>274</i>	<i>312</i>	<i>519</i>	<i>769</i>	<i>509</i>	<i>1733</i>	<i>320</i>	<i>1028</i>	<i>519</i>	<i>212</i>	<i>276</i>	<i>28</i>
<b>E08D: People your age (in general)</b>																	
1. 0% to 10%	18.7	18.0	18.8	17.0	23.1	18.9	17.0	19.7	18.8	16.5	29.2	15.3	17.8	24.5	24.2	45.2	
2. 11% to 30%	20.7	22.4	19.1	22.4	17.0	18.2	23.0	18.9	22.6	21.5	16.5	19.7	20.2	24.8	23.9	20.8	
3. 31% to 50%	22.3	22.9	22.2	25.8	16.1	26.9	24.1	21.6	18.9	23.8	15.2	22.0	25.7	20.3	20.1	19.0	
4. 51% to 70%	15.0	15.4	14.9	15.1	12.4	15.5	12.8	15.0	16.9	15.2	13.9	15.6	15.4	14.4	13.0	7.3	
5. 71% to 90%	7.4	7.3	7.7	8.3	4.9	5.6	9.2	6.4	8.1	7.9	4.7	9.3	6.0	2.2	7.2	5.4	
6. 91% to 100%	3.2	3.4	2.9	2.1	5.1	1.8	2.9	3.8	3.6	3.1	4.0	3.8	2.0	5.3	1.9	-	
8. Have no idea	12.7	10.7	14.4	9.3	21.5	13.1	11.0	14.7	11.1	11.9	16.4	14.3	12.9	8.5	9.7	2.3	
<i>Item 22450 Subject A12b, A17b</i>	<i>N</i>	<i>2108</i>	<i>944</i>	<i>1052</i>	<i>1187</i>	<i>274</i>	<i>312</i>	<i>520</i>	<i>765</i>	<i>511</i>	<i>1730</i>	<i>321</i>	<i>1027</i>	<i>520</i>	<i>211</i>	<i>276</i>	<i>28</i>



## DESCRIPTIVE RESULTS: 2011

191

QUESTIONNAIRE FORM 4 2011	TOTAL	SEX		RACE		REGION				COLLEGE PLANS?		ILLICIT DRUG USE: LIFETIME				
		M	F	White	Black	NE	NC	S	W	Yes	No	None	Mari- juana Only	Few Pills	More Pills	Any Her- oin
<i>N (Weighted No. of Cases):</i>	2459	1101	1160	1329	329	430	571	902	557	1888	375	1151	598	242	314	32
<i>% of Weighted Total:</i>	100.0	44.8	47.2	54.0	13.4	17.5	23.2	36.7	22.6	76.8	15.2	46.8	24.3	9.8	12.8	1.3
<b>E09:</b> The next questions ask about anti-drug commercials or "spots" that are intended to discourage drug use. In recent months, about how often have you seen such anti-drug commercials on TV, or heard them on the radio?																
1. Not at all	16.9	16.3	17.4	13.6	24.4	10.8	14.6	20.0	18.3	15.4	23.5	18.9	14.7	16.5	11.8	15.6
2. Less than once a month	15.2	14.0	15.6	15.1	15.6	16.9	13.8	15.7	14.7	16.2	10.5	15.2	15.8	16.1	13.2	25.6
3. 1-3 times per month	28.8	31.1	27.4	31.8	19.5	30.3	33.0	25.0	29.2	28.6	29.6	28.2	30.3	28.3	30.5	32.8
4. 1-3 times per week	23.0	22.6	24.0	24.6	16.8	24.3	24.2	21.2	23.8	23.7	20.4	22.7	23.9	24.9	22.8	15.2
5. Daily or almost daily	12.8	12.9	12.3	12.4	15.7	12.2	12.1	14.1	12.0	13.0	12.7	12.0	12.2	12.4	17.0	10.9
6. More than once a day	3.3	3.2	3.2	2.4	7.9	5.6	2.2	4.1	2.0	3.1	3.3	3.1	3.1	1.9	4.6	-
<i>Item 22460 Subject A10b</i>	<i>N</i> 2071	928	1037	1173	268	308	513	748	502	1707	313	1011	508	209	271	28
<b>E10:</b> To what extent do you think such commercials have . . .																
<b>E10A:</b> . . . made people your age less favorable toward drugs																
1. Not at all	35.1	38.2	31.7	36.3	40.0	32.5	31.5	41.2	31.3	34.3	40.7	30.8	35.4	37.0	47.6	48.6
2. To a little extent	32.8	33.0	33.6	36.5	22.6	36.4	38.9	28.7	30.6	33.7	28.7	34.3	31.4	36.4	27.9	32.4
3. To some extent	26.0	22.5	28.8	22.6	27.6	25.5	23.6	24.0	31.7	26.2	22.7	28.9	26.4	19.5	19.7	14.5
4. To a great extent	3.7	3.9	3.5	3.6	2.8	4.1	4.6	2.8	3.9	3.2	5.9	3.5	4.1	5.5	2.2	4.5
5. To a very great extent	2.4	2.4	2.4	1.0	6.9	1.5	1.4	3.4	2.4	2.5	2.1	2.4	2.6	1.6	2.5	-
<i>Item 22470 Subject A10b</i>	<i>N</i> 2080	928	1043	1173	274	304	515	759	502	1720	309	1018	511	207	272	29
<b>E10B:</b> . . . made you less favorable toward drugs																
1. Not at all	35.8	42.6	29.7	37.7	33.8	37.3	34.5	38.5	32.3	35.1	41.6	28.3	38.7	37.8	53.0	66.4
2. To a little extent	21.7	22.1	21.6	22.8	20.3	23.1	24.7	21.4	18.3	22.9	16.3	22.0	20.7	29.8	17.3	13.8
3. To some extent	23.0	21.8	23.5	22.3	22.2	21.5	23.0	21.3	26.5	22.2	24.5	23.8	25.0	19.9	20.9	9.5
4. To a great extent	9.1	6.2	12.0	8.4	9.3	10.1	9.5	7.8	9.9	8.8	10.3	10.6	8.1	7.8	5.4	10.3
5. To a very great extent	10.3	7.3	13.1	8.8	14.4	7.9	8.3	10.9	13.1	10.9	7.2	15.2	7.4	4.8	3.4	-
<i>Item 22480 Subject A10b</i>	<i>N</i> 2075	924	1043	1169	276	304	514	756	501	1718	309	1014	514	206	270	28
<b>E10C:</b> . . . made you less likely to use drugs																
1. Not at all	38.4	45.0	32.1	40.7	38.4	40.0	38.8	40.4	34.1	38.0	43.3	29.8	40.8	45.5	57.2	74.1
2. To a little extent	20.2	20.4	20.3	22.2	14.6	21.6	22.7	19.1	18.5	20.8	16.4	20.0	19.8	25.2	18.5	11.5
3. To some extent	20.6	19.0	21.9	19.4	21.1	18.8	21.7	19.4	22.4	19.8	22.5	22.0	22.6	18.0	14.9	9.5
4. To a great extent	9.2	6.9	11.1	8.1	10.0	10.6	8.3	8.3	10.6	9.4	7.9	10.9	9.3	7.1	4.2	5.0
5. To a very great extent	11.5	8.8	14.5	9.7	15.9	9.0	8.5	12.8	14.3	12.0	9.9	17.3	7.5	4.2	5.3	-
<i>Item 22490 Subject A10b</i>	<i>N</i> 2070	924	1039	1168	272	304	512	752	501	1714	308	1012	511	206	270	28
<b>E10D:</b> . . . overstated the dangers or risks of drug use																
1. Not at all	35.5	32.0	37.9	34.4	42.0	33.5	32.6	40.4	32.4	34.9	38.9	38.6	31.5	36.1	30.6	20.1
2. To a little extent	16.5	18.1	15.1	17.7	11.3	16.8	19.3	15.0	15.6	16.1	19.3	17.3	17.2	11.9	15.7	16.3
3. To some extent	24.6	23.7	25.6	23.9	24.5	29.0	25.4	21.8	25.5	25.2	21.0	23.6	30.2	27.2	18.0	19.0
4. To a great extent	11.6	12.4	11.3	12.6	9.7	12.5	13.9	10.2	10.6	11.8	10.0	9.7	12.1	13.2	15.6	17.1
5. To a very great extent	11.8	13.9	10.1	11.4	12.6	8.2	8.8	12.7	15.9	11.9	10.9	10.8	9.1	11.7	20.1	27.5
<i>Item 22500 Subject A10b</i>	<i>N</i> 2067	920	1038	1167	273	303	512	750	502	1711	307	1012	509	207	270	26
<b>E11:</b> In recent months, about how often have you seen anti-drug ads on billboards or in magazines or newspapers?																
1. Not at all	23.1	23.7	22.3	21.3	31.1	19.6	22.9	24.7	23.0	21.3	32.4	24.4	20.1	23.1	21.6	33.5
2. Less than once a month	26.3	23.0	29.5	26.9	18.7	32.5	26.4	23.8	26.1	26.7	23.9	26.1	27.9	25.2	27.1	24.1
3. 1-3 times per month	32.3	35.7	29.4	35.0	26.0	32.1	33.4	31.8	32.0	33.7	24.9	32.3	33.5	34.1	30.9	19.3
4. 1-3 times per week	12.4	12.6	12.4	12.0	15.6	7.9	13.0	13.3	13.4	12.7	11.6	12.4	12.8	11.7	11.3	12.0
5. Daily or almost daily	4.5	3.5	5.1	4.1	5.6	6.2	2.5	5.3	4.4	4.3	5.2	3.7	4.3	3.7	7.9	4.2
6. More than once a day	1.3	1.5	1.3	0.8	3.0	1.8	1.8	1.1	1.0	1.3	1.9	1.0	1.3	2.1	1.3	6.8
<i>Item 30890 Subject A10b</i>	<i>N</i> 2089	930	1049	1178	276	308	521	761	499	1725	313	1019	517	210	272	28



QUESTIONNAIRE FORM 5 2011	TOTAL	SEX		RACE		REGION				COLLEGE PLANS?		ILLICIT DRUG USE: LIFETIME				
		M	F	White	Black	NE	NC	S	W	Yes	No	None	Mari- juana Only	Few Pills	More Pills	Any Her- oin
<i>N (Weighted No. of Cases):</i>	2491	1207	1162	1400	305	443	582	906	561	1919	386	1187	619	216	332	40
<i>% of Weighted Total:</i>	100.0	48.5	46.6	56.2	12.2	17.8	23.4	36.4	22.5	77.0	15.5	47.6	24.9	8.7	13.3	1.6
<b>A01:</b> Taking all things together, how would you say things are these days—would you say you're very happy, pretty happy, or not too happy these days?																
3. Very happy	22.7	24.3	21.6	26.1	17.6	22.2	23.1	22.0	23.8	23.3	22.2	23.8	24.2	18.1	21.6	10.6
2. Pretty happy	65.3	63.3	66.7	64.8	69.7	64.1	67.1	65.5	64.3	65.1	63.8	66.1	63.3	67.3	62.5	67.5
1. Not too happy	12.0	12.4	11.7	9.1	12.7	13.7	9.8	12.5	11.9	11.6	14.0	10.1	12.5	14.6	16.0	21.9
<i>Item 1190 Subject P01, Q01</i>	<i>N</i> 2475	1203	1161	1397	305	437	580	899	560	1916	384	1183	616	216	332	40
<b>A02:</b> Some people think a lot about the social problems of the nation and the world, and about how they might be solved. Others spend little time thinking about these issues. How much do you think about such things?																
1. Never	4.6	5.8	3.3	4.0	6.5	8.8	4.6	3.4	3.1	4.2	6.6	3.3	5.6	3.0	7.7	12.1
2. Seldom	16.9	17.2	16.3	19.0	14.1	16.9	18.7	16.7	15.5	16.1	21.3	17.5	17.3	11.9	18.0	18.1
3. Sometimes	47.3	43.4	51.3	47.5	48.9	44.8	47.0	49.3	46.6	46.5	51.3	49.6	47.5	48.5	36.4	41.1
4. Quite often	24.7	25.5	24.3	24.1	26.2	23.2	25.4	23.2	27.5	26.1	17.5	23.2	24.6	29.4	29.6	19.4
5. A great deal	6.4	8.1	4.8	5.4	4.3	6.2	4.4	7.4	7.2	7.1	3.3	6.4	5.0	7.1	8.3	9.4
<i>Item 6880 Subject J, Q08</i>	<i>N</i> 2469	1201	1162	1392	305	436	577	897	559	1913	385	1184	616	216	328	40
<b>A03:</b> Of all the problems facing the nation today, how often do you worry about each of the following?																
<b>A03A:</b> Chance of nuclear war																
1. Never	37.4	35.2	39.3	38.1	40.6	36.4	36.5	39.2	36.1	37.2	38.8	38.2	37.5	35.2	35.3	42.9
2. Seldom	35.8	36.6	35.9	38.3	31.3	35.1	36.5	36.1	35.3	36.6	35.5	36.6	36.5	39.5	33.2	22.4
3. Sometimes	20.6	21.5	19.3	18.9	17.6	22.6	22.6	18.0	21.1	20.2	19.8	20.2	20.8	18.6	21.5	20.3
4. Often	6.2	6.7	5.5	4.7	10.4	5.9	4.4	6.6	7.5	6.0	6.0	4.9	5.2	6.7	10.0	14.4
<i>Item 11660 Subject J</i>	<i>N</i> 2471	1204	1155	1394	302	436	579	897	559	1911	385	1182	614	216	329	39
<b>A03B:</b> Population growth																
1. Never	34.3	33.0	35.8	35.2	34.5	42.4	34.8	32.1	30.8	33.9	38.9	34.6	36.9	31.3	30.4	45.1
2. Seldom	32.1	32.1	32.2	31.8	30.1	28.8	32.5	32.4	33.8	32.4	30.2	33.0	30.5	32.7	33.1	26.1
3. Sometimes	23.8	24.4	22.5	23.0	28.3	21.0	25.1	24.6	23.1	23.6	22.4	23.3	22.7	26.0	25.0	15.7
4. Often	9.8	10.5	9.5	10.1	7.1	7.7	7.5	10.9	12.2	10.0	8.4	9.1	9.9	10.0	11.5	13.0
<i>Item 11670 Subject E01, J</i>	<i>N</i> 2474	1204	1159	1396	303	437	579	898	560	1914	386	1184	615	216	330	40
<b>A03C:</b> Crime and violence																
1. Never	5.0	7.5	2.5	5.5	3.6	7.2	5.7	4.3	3.9	4.2	10.0	5.0	3.4	5.2	6.1	21.1
2. Seldom	19.5	25.4	13.1	23.2	12.5	21.5	18.8	17.3	22.1	18.4	22.7	17.3	24.1	16.7	22.1	9.2
3. Sometimes	42.5	43.1	43.0	43.8	33.2	44.3	43.4	40.4	43.3	44.0	37.7	43.2	39.7	48.7	43.8	38.8
4. Often	33.0	24.0	41.5	27.5	50.7	27.0	32.0	38.0	30.7	33.4	29.6	34.4	32.8	29.4	27.9	30.9
<i>Item 11680 Subject J</i>	<i>N</i> 2473	1204	1160	1398	302	437	578	897	561	1913	386	1184	616	215	330	40
<b>A03D:</b> Pollution																
1. Never	15.2	17.0	13.7	16.2	22.5	17.1	17.3	16.1	10.2	13.9	23.6	14.5	14.4	14.0	19.5	22.6
2. Seldom	33.6	36.6	30.5	33.8	34.1	32.4	30.8	35.8	33.9	32.8	37.7	33.6	36.0	31.0	32.3	30.6
3. Sometimes	33.3	30.2	36.2	33.0	29.5	36.6	33.2	31.1	34.3	34.4	25.5	34.0	34.2	33.9	28.5	32.1
4. Often	17.9	16.2	19.7	17.0	13.9	13.9	18.7	16.9	21.6	18.9	13.3	17.9	15.4	21.0	19.6	14.7
<i>Item 11690 Subject F04, J</i>	<i>N</i> 2464	1202	1157	1391	301	434	576	894	561	1910	384	1180	615	216	330	39
<b>A03E:</b> Energy shortages																
1. Never	32.9	31.1	35.3	35.3	33.8	39.1	32.0	33.8	27.7	31.5	39.7	32.9	33.6	29.7	35.1	33.1
2. Seldom	33.6	34.6	32.4	32.6	33.0	29.3	34.7	34.0	35.4	34.2	31.5	33.0	35.4	34.1	32.3	44.6
3. Sometimes	22.8	22.5	23.0	21.5	24.3	20.0	22.4	22.5	25.8	23.3	21.6	23.6	22.5	23.2	20.5	9.0
4. Often	10.7	11.8	9.3	10.5	8.9	11.6	11.0	9.8	11.1	11.1	7.1	10.5	8.4	13.1	12.0	13.4
<i>Item 11700 Subject F05, J</i>	<i>N</i> 2473	1205	1160	1397	304	437	578	899	560	1915	386	1184	616	216	332	39
<b>A03F:</b> Race relations																
1. Never	27.6	29.9	25.0	32.6	19.2	32.1	30.2	24.9	25.7	25.5	39.1	26.8	28.5	22.9	30.6	37.3
2. Seldom	32.3	35.8	29.3	33.3	24.8	30.1	31.6	32.8	34.1	32.9	30.5	33.8	32.0	28.9	32.2	20.0
3. Sometimes	25.0	21.9	28.0	24.0	29.6	29.1	25.8	23.5	23.5	25.9	20.0	25.8	22.5	33.7	21.2	23.4
4. Often	15.0	12.4	17.8	10.2	26.3	8.7	12.3	18.8	16.7	15.7	10.4	13.5	16.9	14.5	16.1	19.3
<i>Item 11710 Subject J, N02</i>	<i>N</i> 2469	1202	1158	1397	302	436	577	894	561	1910	386	1180	614	216	332	40



## DESCRIPTIVE RESULTS: 2011

193

QUESTIONNAIRE FORM 5 2011	TOTAL	SEX		RACE		REGION				COLLEGE PLANS?		ILLICIT DRUG USE: LIFETIME				
		M	F	White	Black	NE	NC	S	W	Yes	No	None	Mari- juana Only	Few Pills	More Pills	Any Her- oin
<i>N (Weighted No. of Cases):</i>	2491	1207	1162	1400	305	443	582	906	561	1919	386	1187	619	216	332	40
<i>% of Weighted Total:</i>	100.0	48.5	46.6	56.2	12.2	17.8	23.4	36.4	22.5	77.0	15.5	47.6	24.9	8.7	13.3	1.6
<b>A03G: Hunger and poverty</b>																
1. Never	12.8	17.6	7.8	14.0	13.9	14.9	12.2	14.0	9.7	11.1	21.0	11.2	13.0	11.6	17.7	20.1
2. Seldom	27.9	34.2	22.1	31.3	18.9	31.3	31.4	22.8	29.7	27.0	33.2	26.1	30.1	24.2	33.8	27.7
3. Sometimes	39.2	34.8	44.0	38.8	40.3	37.8	38.8	38.8	41.6	41.3	31.0	41.7	40.6	41.8	26.9	37.7
4. Often	20.1	13.3	26.0	15.9	26.9	16.1	17.6	24.4	19.0	20.5	14.8	20.9	16.3	22.4	21.6	14.5
<i>Item 11720 Subject F03, J</i>	<i>N</i> 2468	1202	1158	1396	302	437	576	897	557	1910	386	1181	614	216	332	39
<b>A03H: Using open land for housing or industry</b>																
1. Never	45.1	43.3	47.9	46.2	47.4	52.2	45.9	42.3	43.1	45.9	45.5	44.3	47.3	47.3	42.2	55.8
2. Seldom	28.8	29.8	27.3	27.6	26.5	23.5	29.6	30.9	28.6	28.6	30.0	28.9	29.5	27.8	26.0	36.6
3. Sometimes	16.9	17.5	16.0	16.8	17.1	18.0	16.3	16.5	17.6	15.9	17.5	17.3	15.7	13.1	22.6	3.8
4. Often	9.2	9.4	8.8	9.4	8.9	6.2	8.2	10.3	10.7	9.6	7.0	9.5	7.5	11.9	9.2	3.9
<i>Item 11730 Subject F05, J</i>	<i>N</i> 2467	1202	1160	1394	303	434	578	896	560	1912	386	1181	616	216	332	39
<b>A03I: Urban decay</b>																
1. Never	53.8	50.2	57.7	57.6	52.5	58.8	52.4	55.8	48.1	53.5	56.6	54.9	52.2	53.7	53.7	56.2
2. Seldom	30.1	31.3	28.8	29.0	27.0	26.3	33.2	27.4	34.2	30.0	29.6	29.5	31.0	32.7	30.0	33.5
3. Sometimes	12.9	15.1	10.6	11.3	14.7	12.4	12.1	13.3	13.7	13.0	12.4	12.7	13.4	11.1	13.3	8.2
4. Often	3.2	3.4	2.8	2.1	5.7	2.5	2.2	3.6	4.0	3.5	1.5	3.0	3.4	2.5	3.1	2.1
<i>Item 11740 Subject J</i>	<i>N</i> 2453	1189	1155	1393	299	434	575	886	557	1898	385	1171	611	215	332	39
<b>A03J: Economic problems</b>																
1. Never	8.7	9.0	8.4	9.0	11.0	11.2	10.1	8.7	5.3	7.7	14.8	9.0	7.9	4.4	11.5	14.8
2. Seldom	17.2	19.5	14.9	17.5	17.8	19.4	15.3	19.8	13.1	16.3	22.4	16.9	17.5	13.8	18.4	26.7
3. Sometimes	36.8	36.9	36.3	38.2	31.9	36.9	36.2	35.7	39.3	37.4	33.5	36.7	38.4	44.1	30.8	25.7
4. Often	37.3	34.7	40.4	35.3	39.3	32.5	38.4	35.9	42.3	38.7	29.3	37.5	36.2	37.6	39.3	32.9
<i>Item 11750 Subject J</i>	<i>N</i> 2472	1203	1159	1397	302	437	578	897	559	1913	386	1182	616	216	332	39
<b>A03K: Drug abuse</b>																
1. Never	18.7	24.7	12.1	19.0	21.1	19.0	20.8	19.4	15.4	16.9	26.2	18.2	18.5	12.8	20.8	39.2
2. Seldom	27.8	29.9	25.4	28.0	26.7	29.0	27.4	29.2	24.9	27.8	25.5	28.4	29.7	23.9	24.5	12.6
3. Sometimes	31.7	28.0	35.5	32.4	26.5	33.6	32.3	28.0	35.4	32.5	29.6	32.1	31.6	36.7	29.8	21.0
4. Often	21.8	17.3	27.0	20.5	25.6	18.4	19.6	23.4	24.3	22.8	18.6	21.3	20.1	26.6	24.9	27.2
<i>Item 11760 Subject J</i>	<i>N</i> 2473	1204	1160	1398	302	437	578	898	560	1914	386	1183	616	216	332	40
<b>A04: How well do you think your experiences and training (at home, school, work, etc.) have prepared you to be a good . . .</b>																
<b>A04A: . . . husband or wife?</b>																
1. Poorly	3.4	3.8	3.0	2.0	5.7	3.1	2.4	3.9	3.9	3.2	3.9	2.7	2.9	5.8	4.3	9.7
2. Not so well	5.5	4.5	6.5	5.1	4.3	5.2	4.6	6.0	5.9	5.5	5.9	4.5	4.7	8.9	8.6	6.7
3. Fairly well	20.2	21.7	18.9	19.6	20.1	22.4	19.3	20.3	19.4	19.7	21.3	21.5	18.7	21.3	18.3	14.9
4. Well	35.3	35.7	34.8	36.9	32.8	35.7	39.3	33.6	33.6	35.3	35.7	33.7	34.8	36.2	40.6	42.5
5. Very well	35.5	34.4	36.8	36.3	37.1	33.6	34.4	36.1	37.2	36.4	33.2	37.5	39.0	27.7	28.1	26.1
<i>Item 11770 Subject D01</i>	<i>N</i> 2418	1172	1137	1372	298	414	574	881	548	1876	370	1148	606	211	331	40
<b>A04B: . . . parent?</b>																
1. Poorly	2.7	2.9	2.2	2.0	3.3	4.0	2.3	2.2	2.9	2.3	3.3	2.3	2.4	3.8	3.1	6.0
2. Not so well	5.1	6.1	4.1	4.5	2.3	4.9	6.0	3.8	6.3	4.9	7.2	5.0	5.2	5.1	5.2	11.9
3. Fairly well	18.4	20.3	17.3	19.5	15.8	18.3	19.3	18.1	17.8	18.0	21.9	18.2	16.7	20.3	22.5	23.7
4. Well	31.3	31.1	31.3	32.5	28.5	30.2	30.5	32.2	31.8	31.7	30.7	32.0	28.9	36.4	28.4	32.4
5. Very well	42.5	39.6	45.2	41.4	50.2	42.6	41.9	43.7	41.2	43.0	36.9	42.5	46.7	34.4	40.8	26.0
<i>Item 11780 Subject D02</i>	<i>N</i> 2436	1181	1146	1383	301	424	574	886	551	1890	374	1162	608	213	331	40
<b>A04C: . . . worker on a job?</b>																
1. Poorly	1.2	1.3	1.1	0.5	3.5	0.5	1.3	1.5	0.9	0.9	1.8	1.1	0.6	1.5	1.9	5.0
2. Not so well	2.8	2.3	2.8	1.7	3.8	3.0	3.0	2.6	2.7	2.7	2.4	2.8	2.5	2.6	2.2	8.1
3. Fairly well	12.4	12.4	12.9	11.1	13.1	14.8	11.6	12.1	12.1	12.3	13.9	13.3	10.9	15.3	10.1	17.3
4. Well	33.3	34.6	31.5	36.3	26.1	33.6	34.5	30.9	35.5	32.9	34.4	31.5	31.8	36.2	41.9	16.0
5. Very well	50.4	49.4	51.7	50.4	53.4	48.0	49.7	52.9	48.8	51.2	47.5	51.5	54.3	44.4	43.9	53.6
<i>Item 11790 Subject C01</i>	<i>N</i> 2447	1190	1148	1384	302	424	577	890	557	1898	377	1168	607	215	331	40



QUESTIONNAIRE FORM 5 2011	TOTAL	SEX		RACE		REGION				COLLEGE PLANS?		ILLICIT DRUG USE: LIFETIME					
		M	F	White	Black	NE	NC	S	W	Yes	No	None	Mari- juana Only	Few Pills	More Pills	Any Her- oin	
<i>N (Weighted No. of Cases):</i>	2491	1207	1162	1400	305	443	582	906	561	1919	386	1187	619	216	332	40	
<i>% of Weighted Total:</i>	100.0	48.5	46.6	56.2	12.2	17.8	23.4	36.4	22.5	77.0	15.5	47.6	24.9	8.7	13.3	1.6	
<b>A05:</b> Apart from the particular kind of work you want to do, how would you rate each of the following settings as a place to work?																	
<b>A05A:</b> Working in a large corporation																	
1. Not at all acceptable	8.2	8.0	8.1	8.3	7.1	11.3	6.4	8.0	7.9	7.3	11.8	8.3	4.7	8.7	12.1	7.8	
2. Somewhat acceptable	26.0	27.1	25.2	28.6	20.0	25.9	28.4	24.6	25.7	25.7	29.3	27.4	25.0	27.3	22.8	37.6	
3. Acceptable	50.8	49.9	51.4	51.7	52.8	47.1	52.6	50.2	52.8	50.4	52.0	49.3	56.0	54.4	45.6	33.3	
4. Desirable	15.0	14.9	15.3	11.4	20.1	15.7	12.6	17.2	13.5	16.6	6.8	15.0	14.3	9.7	19.4	21.2	
<i>Item 11800 Subject C05</i>	<i>N</i>	<i>2462</i>	<i>1203</i>	<i>1153</i>	<i>1397</i>	<i>302</i>	<i>437</i>	<i>577</i>	<i>893</i>	<i>555</i>	<i>1910</i>	<i>384</i>	<i>1180</i>	<i>614</i>	<i>215</i>	<i>328</i>	<i>40</i>
<b>A05B:</b> Working in a small business																	
1. Not at all acceptable	4.1	4.6	3.2	2.9	4.9	6.8	3.0	3.6	3.8	3.8	4.7	3.9	4.4	2.5	3.4	7.4	
2. Somewhat acceptable	23.4	24.1	22.5	20.5	29.5	24.8	23.0	23.4	22.8	22.8	25.1	21.9	24.3	25.5	22.4	36.1	
3. Acceptable	58.0	57.6	58.3	59.7	54.1	55.2	57.7	59.1	58.6	57.9	58.3	57.6	60.1	60.7	57.0	47.7	
4. Desirable	14.6	13.7	16.0	16.9	11.5	13.3	16.3	13.9	14.8	15.5	11.9	16.6	11.2	11.3	17.3	8.8	
<i>Item 11810 Subject C05</i>	<i>N</i>	<i>2461</i>	<i>1200</i>	<i>1153</i>	<i>1397</i>	<i>302</i>	<i>438</i>	<i>577</i>	<i>893</i>	<i>553</i>	<i>1908</i>	<i>384</i>	<i>1177</i>	<i>614</i>	<i>215</i>	<i>328</i>	<i>40</i>
<b>A05C:</b> Working in a government agency																	
1. Not at all acceptable	17.8	15.2	20.8	18.8	17.2	20.4	18.5	16.8	16.5	16.9	23.3	19.5	14.2	19.4	17.3	20.5	
2. Somewhat acceptable	28.9	27.6	29.8	29.9	26.2	28.6	27.7	28.4	31.0	28.8	28.2	28.5	27.0	33.1	30.6	30.5	
3. Acceptable	37.2	39.3	35.2	37.9	36.3	32.2	39.8	37.4	38.2	38.1	34.4	36.0	41.1	34.4	36.7	27.4	
4. Desirable	16.1	17.8	14.2	13.4	20.2	18.7	14.0	17.4	14.4	16.3	14.2	15.9	17.7	13.0	15.4	21.6	
<i>Item 11820 Subject C05, H05</i>	<i>N</i>	<i>2457</i>	<i>1199</i>	<i>1151</i>	<i>1394</i>	<i>299</i>	<i>436</i>	<i>576</i>	<i>889</i>	<i>555</i>	<i>1905</i>	<i>384</i>	<i>1177</i>	<i>612</i>	<i>215</i>	<i>328</i>	<i>40</i>
<b>A05D:</b> Working in the military service																	
1. Not at all acceptable	42.4	36.2	49.0	39.7	52.9	41.5	42.6	42.9	41.9	43.8	36.6	44.4	39.1	45.2	39.0	36.5	
2. Somewhat acceptable	23.4	25.0	22.3	24.5	19.4	24.0	22.6	24.1	22.7	23.8	22.9	24.1	21.8	26.7	23.4	21.6	
3. Acceptable	22.9	24.0	21.0	25.6	17.3	24.3	24.9	20.8	23.0	22.2	23.4	21.2	27.6	18.0	22.9	25.0	
4. Desirable	11.3	14.8	7.7	10.1	10.4	10.2	9.9	12.2	12.4	10.2	17.1	10.3	11.4	10.1	14.7	16.9	
<i>Item 11830 Subject C05, L04</i>	<i>N</i>	<i>2463</i>	<i>1202</i>	<i>1153</i>	<i>1397</i>	<i>300</i>	<i>438</i>	<i>577</i>	<i>892</i>	<i>556</i>	<i>1910</i>	<i>383</i>	<i>1180</i>	<i>615</i>	<i>215</i>	<i>327</i>	<i>40</i>
<b>A05E:</b> Working in a school or university																	
1. Not at all acceptable	20.9	25.2	16.3	20.3	19.0	21.1	20.0	22.9	18.3	18.4	32.7	19.8	21.0	20.9	23.1	28.0	
2. Somewhat acceptable	30.1	31.2	28.9	28.8	35.2	28.3	30.7	31.9	28.0	29.7	31.7	29.9	29.6	29.4	31.2	28.7	
3. Acceptable	34.8	32.5	36.4	36.1	33.2	34.6	37.6	31.8	36.7	35.2	30.1	35.0	34.5	34.5	33.4	39.1	
4. Desirable	14.3	11.0	18.4	14.8	12.7	16.0	11.7	13.4	17.0	16.7	5.5	15.4	14.9	15.2	12.2	4.1	
<i>Item 11840 Subject B10, C05</i>	<i>N</i>	<i>2454</i>	<i>1196</i>	<i>1151</i>	<i>1392</i>	<i>301</i>	<i>438</i>	<i>574</i>	<i>888</i>	<i>555</i>	<i>1902</i>	<i>384</i>	<i>1180</i>	<i>611</i>	<i>213</i>	<i>326</i>	<i>40</i>
<b>A05F:</b> Working in a police department or police agency																	
1. Not at all acceptable	29.1	27.2	32.1	27.2	38.6	28.9	28.3	31.7	26.1	29.7	28.1	32.3	23.9	24.3	33.5	31.3	
2. Somewhat acceptable	28.3	28.3	28.2	29.1	24.9	24.5	28.0	28.8	30.7	29.7	24.2	29.3	27.4	31.9	25.7	12.1	
3. Acceptable	29.6	30.0	28.4	31.5	25.7	29.4	32.3	27.7	29.9	28.6	31.8	28.0	32.1	29.2	29.2	30.2	
4. Desirable	13.0	14.5	11.3	12.3	10.9	17.1	11.4	11.9	13.2	12.0	15.9	10.5	16.6	14.6	11.7	26.4	
<i>Item 11850 Subject C05</i>	<i>N</i>	<i>2461</i>	<i>1203</i>	<i>1152</i>	<i>1397</i>	<i>300</i>	<i>438</i>	<i>576</i>	<i>892</i>	<i>555</i>	<i>1909</i>	<i>384</i>	<i>1180</i>	<i>614</i>	<i>215</i>	<i>327</i>	<i>40</i>
<b>A05G:</b> Working in a social service organization																	
1. Not at all acceptable	21.6	28.9	14.4	21.9	20.8	20.2	21.2	24.3	18.8	20.3	30.1	21.8	20.9	21.2	22.2	39.9	
2. Somewhat acceptable	36.6	41.1	32.0	36.8	33.1	35.5	34.4	35.4	41.7	36.8	36.1	38.6	35.9	33.6	34.3	31.5	
3. Acceptable	30.6	23.9	37.1	31.5	31.2	33.7	33.8	28.5	28.1	31.1	26.2	29.4	31.5	31.9	33.8	14.8	
4. Desirable	11.2	6.1	16.5	9.8	14.8	10.5	10.6	11.9	11.4	11.8	7.6	10.2	11.7	13.3	9.7	13.8	
<i>Item 11860 Subject C05, O01</i>	<i>N</i>	<i>2448</i>	<i>1191</i>	<i>1151</i>	<i>1391</i>	<i>302</i>	<i>432</i>	<i>575</i>	<i>887</i>	<i>554</i>	<i>1898</i>	<i>384</i>	<i>1172</i>	<i>613</i>	<i>215</i>	<i>325</i>	<i>40</i>
<b>A05H:</b> Working with a small group of partners																	
1. Not at all acceptable	9.1	9.8	8.3	7.6	10.2	10.4	10.0	7.8	9.3	8.5	13.3	9.6	8.2	11.4	7.2	11.5	
2. Somewhat acceptable	29.7	30.0	29.4	26.7	35.0	29.3	28.3	30.9	29.4	30.1	28.0	30.3	29.7	25.6	29.0	39.5	
3. Acceptable	46.0	44.9	47.1	49.0	42.3	44.0	46.0	46.2	47.3	45.3	47.8	45.1	49.2	43.6	46.2	42.8	
4. Desirable	15.2	15.3	15.3	16.7	12.5	16.3	15.7	15.1	14.0	16.1	10.9	15.1	12.8	19.4	17.7	6.2	
<i>Item 11870 Subject C05</i>	<i>N</i>	<i>2457</i>	<i>1199</i>	<i>1152</i>	<i>1396</i>	<i>302</i>	<i>438</i>	<i>575</i>	<i>891</i>	<i>554</i>	<i>1906</i>	<i>384</i>	<i>1179</i>	<i>612</i>	<i>215</i>	<i>327</i>	<i>39</i>



# DESCRIPTIVE RESULTS: 2011

195

QUESTIONNAIRE FORM 5 2011	TOTAL	SEX		RACE		REGION				COLLEGE PLANS?		ILLICIT DRUG USE: LIFETIME				
		M	F	White	Black	NE	NC	S	W	Yes	No	None	Mari- juana Only	Few Pills	More Pills	Any Her- oin
<i>N (Weighted No. of Cases):</i>	2491	1207	1162	1400	305	443	582	906	561	1919	386	1187	619	216	332	40
<i>% of Weighted Total:</i>	100.0	48.5	46.6	56.2	12.2	17.8	23.4	36.4	22.5	77.0	15.5	47.6	24.9	8.7	13.3	1.6
<b>A05I:</b> Working on your own (self-employed)																
1. Not at all acceptable	12.9	11.6	14.0	13.0	8.4	14.2	11.3	11.1	16.5	12.9	13.9	14.3	13.8	6.8	10.0	17.1
2. Somewhat acceptable	21.6	22.0	22.2	21.9	19.9	18.5	25.3	21.7	20.3	23.1	17.4	20.9	24.6	18.7	21.3	21.5
3. Acceptable	36.5	38.1	33.9	39.2	31.3	40.5	39.4	33.9	34.3	35.5	39.4	36.8	34.8	36.9	36.0	44.8
4. Desirable	29.0	28.3	29.8	25.9	40.4	26.8	24.0	33.3	29.0	28.5	29.3	27.9	26.8	37.5	32.7	16.5
<i>Item 11880 Subject C05</i>	<i>N 2459</i>	<i>1203</i>	<i>1150</i>	<i>1397</i>	<i>299</i>	<i>435</i>	<i>576</i>	<i>893</i>	<i>555</i>	<i>1907</i>	<i>384</i>	<i>1180</i>	<i>613</i>	<i>215</i>	<i>327</i>	<i>40</i>
<b>A06:</b> If you were to get enough money to live as comfortably as you'd like for the rest of your life, would you want to work?																
1. I would want to work	75.3	71.4	79.7	73.8	75.0	73.8	76.0	74.7	76.6	77.0	68.7	78.7	74.1	79.5	67.6	46.8
2. I would not want to work	24.7	28.6	20.3	26.2	25.0	26.2	24.0	25.3	23.4	23.0	31.3	21.3	25.9	20.5	32.4	53.2
<i>Item 8100 Subject C06</i>	<i>N 2421</i>	<i>1170</i>	<i>1147</i>	<i>1380</i>	<i>290</i>	<i>435</i>	<i>568</i>	<i>869</i>	<i>550</i>	<i>1890</i>	<i>366</i>	<i>1162</i>	<i>600</i>	<i>216</i>	<i>323</i>	<i>39</i>
<b>A07:</b> The next questions are about race relations. How much have you gotten to know people of other races . . .																
<b>A07A:</b> In school?																
1. Not at all	2.8	3.3	2.5	3.5	1.3	4.8	4.1	0.9	3.2	2.5	4.8	2.7	2.0	2.9	4.6	10.2
2. A little	14.8	13.3	16.4	19.1	9.3	19.8	19.9	8.6	15.4	15.1	15.2	15.7	13.9	17.5	13.3	12.8
3. Some	28.5	29.7	26.9	29.4	27.5	29.6	29.8	25.5	31.0	28.0	29.9	28.0	28.2	31.1	28.8	31.5
4. A lot	52.7	51.9	53.3	46.7	61.2	44.6	44.4	63.9	49.3	53.2	48.0	51.9	55.2	48.3	51.7	43.0
8. Does not apply to me	1.3	1.7	1.0	1.4	0.6	1.1	1.8	1.2	1.2	1.2	2.1	1.7	0.8	0.3	1.5	2.4
<i>Item 11890 Subject B03, N03</i>	<i>N 2465</i>	<i>1201</i>	<i>1155</i>	<i>1394</i>	<i>302</i>	<i>436</i>	<i>575</i>	<i>898</i>	<i>556</i>	<i>1911</i>	<i>384</i>	<i>1182</i>	<i>613</i>	<i>216</i>	<i>328</i>	<i>39</i>
<b>A07B:</b> In your neighborhood?																
1. Not at all	29.6	28.3	31.6	35.8	22.0	32.5	32.4	26.1	30.1	30.5	29.8	28.1	28.1	35.0	32.8	45.0
2. A little	27.9	28.1	27.9	28.7	22.9	30.0	26.5	26.2	30.3	28.8	23.5	28.4	29.2	26.3	27.2	19.1
3. Some	19.4	19.2	18.6	15.2	21.3	18.9	17.1	21.3	19.1	18.3	21.6	20.8	18.0	17.0	17.6	14.3
4. A lot	16.5	17.1	15.4	11.2	28.8	13.1	12.4	20.9	16.1	16.3	14.1	15.6	17.4	16.7	15.9	21.6
8. Does not apply to me	6.7	7.3	6.6	9.0	5.0	5.5	11.6	5.5	4.3	6.1	10.9	7.2	7.3	5.0	6.6	-
<i>Item 11900 Subject N03</i>	<i>N 2461</i>	<i>1201</i>	<i>1155</i>	<i>1395</i>	<i>300</i>	<i>436</i>	<i>576</i>	<i>895</i>	<i>555</i>	<i>1911</i>	<i>383</i>	<i>1180</i>	<i>613</i>	<i>216</i>	<i>329</i>	<i>40</i>
<b>A07C:</b> In church?																
1. Not at all	24.8	26.4	22.1	27.6	19.5	33.6	28.4	21.6	19.4	23.3	29.7	23.1	21.7	26.7	32.3	34.8
2. A little	19.2	18.7	19.8	18.6	23.0	16.4	21.8	19.9	17.6	20.8	13.5	20.3	21.1	20.8	12.7	9.1
3. Some	14.8	14.0	15.3	13.4	16.3	10.3	13.0	17.0	16.5	15.2	11.2	16.7	13.4	11.9	12.1	9.4
4. A lot	14.4	13.4	15.5	10.0	26.7	8.4	9.8	20.5	13.9	13.8	15.8	15.8	14.6	12.3	10.8	3.5
8. Does not apply to me	26.9	27.6	27.3	30.4	14.5	31.3	27.0	21.0	32.7	26.9	29.8	24.2	29.3	28.4	32.1	43.1
<i>Item 11910 Subject G, N03</i>	<i>N 2456</i>	<i>1198</i>	<i>1151</i>	<i>1393</i>	<i>299</i>	<i>437</i>	<i>572</i>	<i>896</i>	<i>552</i>	<i>1906</i>	<i>381</i>	<i>1179</i>	<i>611</i>	<i>215</i>	<i>328</i>	<i>38</i>
<b>A07D:</b> On sports teams?																
1. Not at all	11.1	9.2	12.3	11.8	11.9	16.8	11.5	9.4	9.0	9.6	17.4	11.7	8.9	10.5	10.8	22.6
2. A little	12.7	10.8	14.1	13.5	10.2	15.8	15.1	10.0	12.3	12.7	12.1	13.4	11.4	11.3	10.6	23.6
3. Some	23.6	26.7	21.0	24.9	19.8	21.8	26.3	23.6	22.4	24.7	19.8	22.7	21.6	25.8	30.3	20.6
4. A lot	31.4	36.4	26.1	29.2	38.7	24.1	26.7	37.0	32.8	32.4	25.7	29.8	39.1	29.2	26.4	7.6
8. Does not apply to me	21.1	16.8	26.5	20.7	19.5	21.5	20.4	20.0	23.4	20.5	25.1	22.3	18.9	23.3	21.9	25.4
<i>Item 11920 Subject N03</i>	<i>N 2460</i>	<i>1200</i>	<i>1152</i>	<i>1392</i>	<i>301</i>	<i>436</i>	<i>575</i>	<i>897</i>	<i>552</i>	<i>1906</i>	<i>384</i>	<i>1176</i>	<i>613</i>	<i>216</i>	<i>329</i>	<i>40</i>
<b>A07E:</b> In clubs?																
1. Not at all	16.0	18.1	13.7	18.5	11.5	19.7	17.6	11.9	18.1	14.3	23.7	16.1	14.1	14.7	17.5	18.3
2. A little	17.0	19.1	15.6	19.7	14.2	20.9	19.5	13.6	16.8	17.5	17.7	17.7	17.4	15.9	18.0	15.9
3. Some	22.8	20.6	24.6	21.4	23.7	23.4	22.8	24.9	18.8	23.8	14.9	23.7	21.9	18.3	24.8	19.8
4. A lot	21.4	17.4	25.0	17.0	31.6	13.4	16.3	28.0	22.2	23.2	13.0	21.5	21.9	26.2	16.2	20.4
8. Does not apply to me	22.8	24.7	21.1	23.4	19.0	22.5	23.8	21.5	24.1	21.2	30.8	21.0	24.8	24.9	23.6	25.6
<i>Item 11930 Subject N03</i>	<i>N 2453</i>	<i>1199</i>	<i>1153</i>	<i>1393</i>	<i>300</i>	<i>434</i>	<i>576</i>	<i>893</i>	<i>549</i>	<i>1906</i>	<i>384</i>	<i>1177</i>	<i>613</i>	<i>216</i>	<i>328</i>	<i>40</i>
<b>A07F:</b> On a job?																
1. Not at all	11.0	11.9	9.7	12.7	7.1	12.3	13.3	7.8	12.7	10.1	16.0	11.2	9.1	13.9	10.3	17.1
2. A little	13.4	14.0	12.4	15.6	9.5	18.1	14.3	11.4	11.9	13.6	13.1	13.5	15.8	9.2	10.7	7.6
3. Some	21.3	23.4	19.3	21.5	19.8	22.5	23.2	21.2	18.7	20.6	21.7	18.6	24.1	22.2	24.4	26.1
4. A lot	31.5	29.2	33.8	29.1	36.7	29.4	28.5	36.1	28.6	32.1	28.1	29.8	33.4	34.8	34.8	23.7
8. Does not apply to me	22.8	21.5	24.8	21.2	26.9	17.7	20.7	23.4	28.1	23.6	21.1	26.9	17.6	19.8	19.8	25.3
<i>Item 11940 Subject C01, N03</i>	<i>N 2461</i>	<i>1202</i>	<i>1155</i>	<i>1392</i>	<i>301</i>	<i>433</i>	<i>576</i>	<i>898</i>	<i>554</i>	<i>1911</i>	<i>384</i>	<i>1181</i>	<i>613</i>	<i>216</i>	<i>329</i>	<i>40</i>



QUESTIONNAIRE FORM 5 2011	TOTAL	SEX		RACE		REGION				COLLEGE PLANS?		ILLICIT DRUG USE: LIFETIME				
		M	F	White	Black	NE	NC	S	W	Yes	No	None	Mari- juana Only	Few Pills	More Pills	Any Her- oin
<i>N (Weighted No. of Cases):</i>	2491	1207	1162	1400	305	443	582	906	561	1919	386	1187	619	216	332	40
<i>% of Weighted Total:</i>	100.0	48.5	46.6	56.2	12.2	17.8	23.4	36.4	22.5	77.0	15.5	47.6	24.9	8.7	13.3	1.6
<b>A08:</b> Thinking about the country as a whole, would you say relations between white people and black people have been getting better, getting worse, or staying pretty much the same?																
1. Better	27.5	29.0	26.4	30.5	23.8	26.6	27.6	25.7	31.2	29.1	22.6	28.7	26.3	28.1	28.0	15.4
2. A little better	41.6	38.4	44.4	39.0	44.0	42.7	42.6	39.9	42.5	42.0	38.5	43.6	41.5	43.2	35.4	35.9
3. Same	25.0	25.8	24.0	24.3	25.0	27.6	23.4	26.5	22.0	22.8	33.5	22.8	27.2	21.1	27.8	29.5
4. A little worse	4.2	4.2	4.5	4.6	5.5	1.6	4.7	5.7	3.4	4.7	3.1	3.5	3.4	6.5	6.0	14.9
5. Worse	1.6	2.6	0.6	1.7	1.7	1.5	1.7	2.1	0.8	1.3	2.4	1.4	1.6	1.1	2.8	4.3
<i>Item 11950 Subject N02</i>	<i>N</i> 2454	1198	1151	1395	300	433	575	891	555	1906	382	1174	614	216	326	40
The next questions are about driving.																
<b>A09:</b> Do you have a driver's license?																
1. Yes	72.1	74.7	70.1	82.9	56.9	65.9	80.5	74.8	63.6	74.4	65.7	72.1	72.5	79.7	67.9	73.3
2. No, but I soon will—GO TO Q.A13	22.2	20.5	23.6	14.3	37.8	24.6	16.5	20.9	28.4	21.0	26.2	21.7	21.9	17.2	26.6	13.9
3. No—GO TO Q.A13	5.8	4.8	6.3	2.8	5.3	9.5	2.9	4.3	8.0	4.6	8.2	6.2	5.6	3.1	5.5	12.8
<i>Item 11960 Subject F07</i>	<i>N</i> 2317	1138	1098	1362	266	416	561	824	516	1818	359	1115	586	208	310	37
<b>A10:</b> Do you own a car?																
1. Yes	71.4	72.6	70.4	75.8	58.4	68.4	73.0	73.5	67.5	70.9	77.2	71.8	67.0	74.6	79.2	71.3
2. No, but I expect to own one in another year or two	19.1	18.1	19.5	14.6	34.4	17.2	15.7	19.2	25.4	18.5	18.9	17.6	22.1	17.8	16.8	21.6
3. No	9.5	9.3	10.1	9.6	7.2	14.4	11.3	7.2	7.1	10.7	3.9	10.6	10.9	7.6	4.1	7.2
<i>Item 11970 Subject F07</i>	<i>N†</i> 1671	852	769	1130	151	274	451	618	327	1354	236	804	426	166	211	27
<b>A11:</b> Are you able to use someone else's car when you want to?																
1. Yes, whenever I wish	29.0	26.5	32.1	29.8	28.0	30.2	30.3	27.9	28.2	28.9	29.8	28.5	28.5	30.7	31.4	31.0
2. Yes, most of the time	39.7	40.9	38.0	40.3	41.6	41.0	41.1	38.5	39.2	39.7	38.9	40.7	43.0	40.8	28.9	27.6
3. Sometimes	21.3	22.8	19.7	20.6	19.5	20.4	20.2	23.2	20.0	21.7	18.2	19.4	20.7	19.9	28.4	35.3
4. Rarely	6.7	7.5	6.0	6.4	9.1	5.0	5.2	7.6	8.7	6.3	10.4	7.1	5.7	6.3	8.8	6.1
5. Never	3.2	2.4	4.1	3.0	1.9	3.4	3.2	2.8	3.9	3.4	2.8	4.4	2.0	2.3	2.6	-
<i>Item 11980 Subject F07</i>	<i>N†</i> 1666	848	769	1125	151	270	451	618	327	1349	236	804	422	165	210	27
<b>A12:</b> Do you make an effort to cut down on driving, in order to save gasoline?																
1. Not at all	11.4	12.6	10.1	11.4	16.8	13.2	11.5	11.7	9.2	10.7	14.9	11.1	12.1	10.7	9.4	26.8
2. Not very much	26.4	24.0	28.9	27.6	23.5	27.6	30.1	24.4	24.1	26.2	27.0	25.5	28.9	29.4	23.0	22.9
3. Yes, to some extent	45.1	45.2	44.6	45.4	38.1	45.8	42.7	45.8	46.4	45.9	40.1	46.9	42.8	43.2	48.0	29.0
4. Yes, quite a bit	15.5	16.4	15.2	14.5	19.4	11.6	14.2	16.8	18.2	16.0	13.8	14.5	15.6	16.6	17.9	10.2
8. Don't know	1.6	1.9	1.2	1.1	2.3	1.7	1.4	1.4	2.2	1.2	4.3	2.0	0.6	0.2	1.8	11.0
<i>Item 11990 Subject F07</i>	<i>N†</i> 1671	852	769	1130	151	274	451	618	327	1354	236	804	426	166	211	27
<b>A13:</b> Do you make an effort to cut down on the amount of electricity you use, in order to save energy?																
1. Not at all	10.8	13.4	7.8	12.8	8.5	15.8	12.4	8.5	9.1	10.3	13.6	9.1	12.0	10.9	11.2	22.5
2. Not very much	28.0	29.9	26.5	31.3	18.7	24.0	32.0	27.5	27.8	27.6	31.3	26.6	30.9	25.2	32.1	30.5
3. Yes, to some extent	42.5	39.7	45.7	41.0	49.0	44.6	42.9	40.7	43.3	44.1	35.2	44.6	41.4	47.0	37.0	29.9
4. Yes, quite a bit	15.3	13.8	16.6	11.4	20.6	11.4	9.2	20.1	16.8	15.6	11.8	16.4	13.1	13.7	14.9	9.6
8. Don't know	3.4	3.3	3.4	3.5	3.1	4.1	3.5	3.2	3.1	2.4	8.1	3.2	2.6	3.2	4.8	7.5
<i>Item 12000 Subject F05</i>	<i>N</i> 2462	1202	1153	1395	300	436	575	896	554	1910	383	1180	614	216	327	39
<b>A14:</b> In the house or apartment where you live, is an effort made to reduce heat during the winter, in order to save energy?																
1. Not at all	10.7	12.0	8.5	9.1	15.0	9.9	9.4	12.4	9.9	9.2	14.2	10.2	9.3	10.8	11.6	25.0
2. Not very much	23.5	24.2	22.5	22.2	27.8	21.1	22.2	26.1	22.4	23.8	21.7	21.7	26.2	24.9	25.6	18.7
3. Yes, to some extent	37.5	37.8	38.8	41.0	31.1	38.4	40.8	33.3	40.3	38.8	35.4	39.4	37.5	36.7	35.4	19.1
4. Yes, quite a bit	21.5	19.2	23.9	22.1	18.7	21.8	21.5	22.1	20.3	22.4	18.8	22.5	19.2	22.6	20.8	33.8
8. Don't know	6.8	6.8	6.4	5.6	7.3	8.9	6.1	6.1	7.1	5.8	9.9	6.2	7.8	5.0	6.6	3.4
<i>Item 12010 Subject F05</i>	<i>N</i> 2464	1202	1154	1396	300	437	576	896	554	1911	384	1181	615	216	327	39
<b>A15:</b> How do you feel about each of the following?																

†=excludes respondents for whom question was inappropriate.



## DESCRIPTIVE RESULTS: 2011

197

QUESTIONNAIRE FORM 5 2011	TOTAL	SEX		RACE		REGION				COLLEGE PLANS?		ILLICIT DRUG USE: LIFETIME				
		M	F	White	Black	NE	NC	S	W	Yes	No	None	Mari- juana Only	Few Pills	More Pills	Any Her- oin
<i>N (Weighted No. of Cases):</i>	2491	1207	1162	1400	305	443	582	906	561	1919	386	1187	619	216	332	40
<i>% of Weighted Total:</i>	100.0	48.5	46.6	56.2	12.2	17.8	23.4	36.4	22.5	77.0	15.5	47.6	24.9	8.7	13.3	1.6
<b>A15A:</b> How much do you enjoy shopping for things like clothes, music, videos, sporting goods, and books?																
1. Not at all	3.4	5.2	1.3	4.3	1.8	4.5	2.8	3.3	3.3	2.9	6.3	3.5	2.0	2.4	4.9	2.8
2. Not very much	13.1	18.3	7.2	13.7	9.8	14.2	13.2	12.1	13.6	11.6	16.7	13.3	12.4	12.1	13.3	21.0
3. Pretty much	33.6	43.1	23.6	37.4	23.1	29.6	38.2	32.4	33.9	32.5	38.4	34.7	31.2	32.7	33.3	48.3
4. Very much	49.9	33.3	67.8	44.6	65.3	51.7	45.8	52.1	49.3	53.1	38.6	48.5	54.4	52.9	48.5	27.9
<i>Item 12020 Subject F01</i>	<i>N</i> 2463	1204	1155	1395	301	437	577	896	553	1913	383	1182	615	216	328	39
<b>A15B:</b> How much do you care about having the latest fashion in your clothes, music, videos, leisure activities, and so on?																
1. Not at all	14.6	18.6	10.5	15.5	10.4	17.0	14.7	13.3	14.8	13.8	18.1	15.9	12.8	12.0	14.4	20.0
2. Not very much	38.0	39.7	35.3	40.1	24.7	38.1	39.6	35.5	40.2	36.0	45.6	39.0	32.0	41.8	41.7	33.8
3. Pretty much	29.2	27.2	31.5	29.3	33.0	26.0	30.3	30.6	28.3	31.3	21.0	28.7	31.2	29.2	27.9	30.8
4. Very much	18.2	14.4	22.6	15.1	31.9	18.8	15.3	20.6	16.7	19.0	15.3	16.4	24.0	16.9	16.0	15.4
<i>Item 12030 Subject F01</i>	<i>N</i> 2460	1204	1155	1395	301	435	576	894	555	1913	383	1182	615	216	328	39
<b>A15C:</b> How much do you care about whether your family has most of the things your friends and neighbors have?																
1. Not at all	37.5	38.0	36.2	36.7	34.7	42.2	34.3	36.5	38.8	36.5	43.0	40.1	33.0	39.1	34.8	38.2
2. Not very much	44.7	44.8	45.2	46.0	40.5	41.8	46.3	43.2	47.8	45.1	41.6	43.5	46.8	44.8	47.2	42.5
3. Pretty much	13.2	13.6	12.7	13.7	14.0	11.6	15.6	14.7	9.6	13.6	12.0	11.7	14.8	13.9	13.5	13.7
4. Very much	4.6	3.5	6.0	3.6	10.8	4.4	3.8	5.6	3.9	4.8	3.5	4.7	5.4	2.3	4.5	5.5
<i>Item 12040 Subject F01</i>	<i>N</i> 2455	1203	1154	1394	300	434	575	893	553	1910	383	1182	612	216	328	39
<b>A16:</b> When you are older, do you expect to own more possessions than your parents do now, or about the same, or less?																
I expect to own . . .																
1. Much less than my parents	2.6	3.4	1.8	2.8	1.1	3.5	2.6	2.0	2.7	2.1	5.2	2.2	2.3	3.7	3.0	3.8
2. Somewhat less than my parents	8.3	9.3	7.3	10.2	4.4	9.3	8.6	6.1	10.8	8.4	8.2	8.0	6.0	11.0	12.3	12.1
3. About as much as my parents	33.0	31.4	34.6	40.9	20.1	32.2	39.6	29.7	32.1	32.7	37.4	36.1	30.6	31.0	29.9	24.8
4. Somewhat more than my parents	34.1	33.1	35.8	34.4	29.1	35.6	32.8	34.6	33.3	34.8	31.5	33.9	35.6	36.2	32.0	35.3
5. Much more than my parents	22.1	22.8	20.5	11.7	45.4	19.3	16.4	27.7	21.1	22.0	17.8	19.8	25.5	18.1	22.8	23.9
<i>Item 12050 Subject F01</i>	<i>N</i> 2450	1195	1153	1388	301	429	573	893	556	1904	382	1178	610	216	325	40
<b>A17:</b> Compared with your parents, what is the smallest amount that you could be content or satisfied to own?																
The least I could be content to own is . . .																
1. Much less than my parents	11.8	13.3	10.6	13.6	8.1	9.2	10.9	11.4	15.3	11.8	14.0	12.6	8.5	14.1	13.0	14.7
2. Somewhat less than my parents	27.3	28.6	26.9	33.7	14.8	26.2	30.0	23.2	31.9	27.0	30.6	28.4	28.4	27.7	23.5	36.8
3. About as much as my parents	38.5	35.6	40.8	40.2	35.0	39.8	43.1	39.9	30.3	39.1	34.8	38.5	37.5	39.5	42.4	23.9
4. Somewhat more than my parents	15.6	15.0	15.7	9.6	24.9	18.4	11.2	17.2	15.6	15.2	15.8	14.8	16.6	11.6	14.6	19.8
5. Much more than my parents	6.8	7.5	6.0	3.0	17.2	6.4	4.8	8.2	6.9	6.9	4.8	5.7	9.0	7.0	6.5	4.8
<i>Item 12060 Subject F01</i>	<i>N</i> 2434	1187	1148	1384	298	427	571	882	553	1893	380	1172	604	216	324	39
<b>A18:</b> These next questions ask your opinions about a number of different topics. How much do you agree or disagree with each statement below?																
<b>A18A:</b> We ought to worry about our own country and let the rest of the world take care of itself																
1. Disagree	15.9	15.0	16.5	11.3	22.5	12.6	14.6	18.6	15.6	15.6	13.9	16.9	13.1	16.8	15.0	17.7
2. Mostly disagree	20.5	19.5	21.0	20.3	15.2	19.4	18.2	21.2	22.5	21.9	11.7	20.7	21.5	19.9	18.8	15.3
3. Neither	19.9	20.4	19.5	18.5	23.4	19.6	20.3	19.6	20.1	20.6	18.7	22.7	17.1	17.9	18.1	20.3
4. Mostly agree	27.0	26.1	28.3	30.3	22.8	29.1	29.2	25.4	25.5	26.7	29.6	25.5	29.7	27.4	27.3	17.1
5. Agree	16.7	19.1	14.6	19.6	16.0	19.3	17.7	15.2	16.2	15.2	26.1	14.2	18.6	18.0	20.9	29.6
<i>Item 12070 Subject O03</i>	<i>N</i> 2456	1200	1155	1392	301	432	576	892	556	1908	383	1177	614	216	331	40



QUESTIONNAIRE FORM 5 2011	TOTAL	SEX		RACE		REGION				COLLEGE PLANS?		ILLICIT DRUG USE: LIFETIME				
		M	F	White	Black	NE	NC	S	W	Yes	No	None	Mari- juana Only	Few Pills	More Pills	Any Her- oin
<i>N (Weighted No. of Cases):</i>	2491	1207	1162	1400	305	443	582	906	561	1919	386	1187	619	216	332	40
<i>% of Weighted Total:</i>	100.0	48.5	46.6	56.2	12.2	17.8	23.4	36.4	22.5	77.0	15.5	47.6	24.9	8.7	13.3	1.6
<b>A18B:</b> It would be better if we all felt more like citizens of the world than of any particular country																
1. Disagree	11.8	13.5	9.9	14.4	9.0	12.9	11.7	11.6	11.3	10.8	14.7	10.0	13.3	12.7	14.2	17.4
2. Mostly disagree	11.5	12.8	11.0	13.4	8.0	10.4	14.2	9.4	13.0	12.2	11.5	11.4	11.8	10.6	13.5	16.9
3. Neither	29.2	28.9	29.5	29.2	30.5	31.7	31.3	28.7	25.8	28.7	33.8	30.9	30.2	25.9	25.8	15.2
4. Mostly agree	27.2	25.0	29.5	27.7	26.5	27.4	26.3	27.2	28.2	28.2	21.4	27.1	26.8	28.4	27.4	32.3
5. Agree	20.3	19.8	20.1	15.3	26.0	17.6	16.6	23.1	21.7	20.1	18.7	20.5	17.8	22.4	19.1	18.1
<i>Item 12080 Subject O03</i>	<i>N 2448</i>	<i>1195</i>	<i>1153</i>	<i>1389</i>	<i>301</i>	<i>431</i>	<i>573</i>	<i>892</i>	<i>551</i>	<i>1905</i>	<i>381</i>	<i>1174</i>	<i>613</i>	<i>216</i>	<i>330</i>	<i>38</i>
<b>A18C:</b> I find it hard to be sympathetic toward starving people in foreign lands, when there is so much trouble in our own country																
1. Disagree	35.8	26.4	45.4	31.6	41.9	34.5	33.2	36.7	38.0	38.0	23.8	35.6	35.1	41.7	35.1	35.0
2. Mostly disagree	23.3	23.5	23.1	25.3	16.9	25.4	24.6	22.3	22.0	24.5	17.2	24.3	23.7	20.8	21.8	10.0
3. Neither	16.7	19.9	13.6	16.1	16.1	12.5	16.0	17.3	20.0	15.9	21.1	16.9	16.0	13.8	15.8	29.8
4. Mostly agree	14.4	18.4	10.4	16.4	14.0	16.0	16.2	13.8	12.1	13.6	20.4	13.9	15.2	15.0	14.2	17.8
5. Agree	9.7	11.8	7.5	10.7	11.2	11.6	9.9	9.9	7.9	8.0	17.5	9.3	10.0	8.8	13.0	7.4
<i>Item 12090 Subject F03, O03</i>	<i>N 2446</i>	<i>1200</i>	<i>1153</i>	<i>1389</i>	<i>301</i>	<i>428</i>	<i>575</i>	<i>892</i>	<i>552</i>	<i>1907</i>	<i>383</i>	<i>1175</i>	<i>613</i>	<i>216</i>	<i>331</i>	<i>39</i>
<b>A18D:</b> Maybe some minority groups do get unfair treatment, but that's no business of mine																
1. Disagree	36.9	29.5	43.9	31.1	41.0	31.3	37.8	36.3	41.2	38.7	25.8	38.3	34.3	36.5	34.4	43.5
2. Mostly disagree	24.8	25.2	24.9	27.9	17.5	26.7	24.7	23.1	26.4	26.5	18.2	25.2	26.8	26.7	22.4	11.1
3. Neither	21.0	25.1	17.3	22.9	18.8	25.1	21.4	20.5	18.2	19.6	30.3	21.3	21.2	19.8	20.1	32.9
4. Mostly agree	10.0	11.2	8.4	10.7	10.0	10.7	9.9	9.8	9.8	9.0	13.8	8.7	11.7	10.1	10.7	3.6
5. Agree	7.3	9.0	5.5	7.3	12.7	6.1	6.2	10.3	4.3	6.3	11.9	6.5	6.0	6.8	12.4	9.0
<i>Item 12100 Subject N02, O03</i>	<i>N 2436</i>	<i>1192</i>	<i>1146</i>	<i>1387</i>	<i>300</i>	<i>425</i>	<i>574</i>	<i>885</i>	<i>552</i>	<i>1896</i>	<i>383</i>	<i>1172</i>	<i>607</i>	<i>215</i>	<i>329</i>	<i>38</i>
<b>A18E:</b> I get very upset when I see other people treated unfairly																
1. Disagree	4.8	6.4	3.2	5.0	4.7	6.2	4.2	3.5	6.5	3.9	9.4	3.2	6.8	3.4	7.3	13.4
2. Mostly disagree	4.3	5.8	2.6	4.7	4.2	3.6	4.0	5.2	3.8	3.7	5.9	3.4	5.0	4.9	4.4	1.7
3. Neither	10.3	15.0	5.4	12.1	9.4	15.5	9.9	9.2	8.6	9.4	14.3	9.6	11.4	8.7	12.8	9.4
4. Mostly agree	33.3	35.3	32.1	36.3	31.0	30.1	38.2	32.6	31.8	34.1	33.4	33.0	32.7	32.9	34.1	49.7
5. Agree	47.3	37.5	56.7	42.0	50.7	44.7	43.8	49.5	49.3	48.9	37.0	50.8	44.1	50.0	41.3	25.8
<i>Item 12110 Subject O03</i>	<i>N 2447</i>	<i>1195</i>	<i>1154</i>	<i>1391</i>	<i>299</i>	<i>431</i>	<i>574</i>	<i>888</i>	<i>554</i>	<i>1904</i>	<i>383</i>	<i>1174</i>	<i>612</i>	<i>216</i>	<i>329</i>	<i>39</i>
<b>A18F:</b> I would agree to a good plan to make a better life for the poor, even if it cost me money																
1. Disagree	6.5	9.5	3.2	8.4	3.1	6.8	6.3	5.6	8.0	5.7	9.4	6.1	4.9	8.6	8.4	13.6
2. Mostly disagree	12.4	14.9	10.0	15.2	9.3	10.8	14.5	11.6	12.9	11.7	18.3	9.4	16.7	12.9	16.9	3.5
3. Neither	26.1	27.5	24.7	27.8	19.0	31.3	25.3	22.5	28.8	25.6	29.3	25.1	26.3	27.0	26.5	45.9
4. Mostly agree	32.9	29.3	36.1	31.3	37.2	30.2	35.4	33.3	31.6	33.9	27.0	36.3	31.6	31.0	27.9	12.3
5. Agree	22.0	18.8	26.0	17.3	31.4	21.0	18.4	27.0	18.6	23.1	16.1	23.2	20.5	20.6	20.3	24.7
<i>Item 12120 Subject O03</i>	<i>N 2446</i>	<i>1198</i>	<i>1153</i>	<i>1390</i>	<i>302</i>	<i>432</i>	<i>574</i>	<i>886</i>	<i>553</i>	<i>1906</i>	<i>384</i>	<i>1176</i>	<i>613</i>	<i>215</i>	<i>330</i>	<i>39</i>
<b>A18G:</b> It's not really my problem if others are in trouble and need help																
1. Disagree	36.6	30.2	43.9	33.2	39.3	33.2	34.1	40.3	35.8	38.0	29.6	37.6	34.4	41.8	35.7	28.2
2. Mostly disagree	35.5	37.2	34.1	39.5	24.7	36.4	42.6	30.9	34.8	36.9	32.6	36.0	36.9	37.9	32.4	36.4
3. Neither	18.1	19.3	16.3	18.1	21.4	18.3	15.3	18.0	20.8	16.3	24.8	16.9	18.5	15.5	19.1	23.3
4. Mostly agree	6.8	9.3	3.7	6.6	7.9	9.7	5.5	6.7	6.0	6.4	6.7	6.8	7.4	2.9	7.5	5.0
5. Agree	3.1	4.0	2.0	2.6	6.6	2.5	2.5	4.1	2.5	2.4	6.3	2.6	2.8	1.9	5.3	7.0
<i>Item 12130 Subject O03</i>	<i>N 2439</i>	<i>1197</i>	<i>1153</i>	<i>1386</i>	<i>300</i>	<i>426</i>	<i>573</i>	<i>885</i>	<i>554</i>	<i>1905</i>	<i>384</i>	<i>1175</i>	<i>609</i>	<i>216</i>	<i>331</i>	<i>39</i>



# DESCRIPTIVE RESULTS: 2011

199

QUESTIONNAIRE FORM 5 2011	TOTAL	SEX		RACE		REGION				COLLEGE PLANS?		ILLICIT DRUG USE: LIFETIME				
		M	F	White	Black	NE	NC	S	W	Yes	No	None	Mari- juana Only	Few Pills	More Pills	Any Her- oin
<i>N (Weighted No. of Cases):</i>	2491	1207	1162	1400	305	443	582	906	561	1919	386	1187	619	216	332	40
<i>% of Weighted Total:</i>	100.0	48.5	46.6	56.2	12.2	17.8	23.4	36.4	22.5	77.0	15.5	47.6	24.9	8.7	13.3	1.6
<b>A18H:</b> Americans could change their eating habits to provide more food for the hungry people in other parts of the world, and at the same time be healthier themselves																
1. Disagree	6.6	7.7	5.3	6.9	7.1	8.5	5.7	6.8	5.6	6.0	9.3	5.6	6.9	5.1	9.1	17.5
2. Mostly disagree	8.2	10.9	5.4	9.2	8.0	8.8	8.1	8.2	8.1	7.6	10.6	7.1	10.1	5.2	8.7	14.7
3. Neither	16.5	19.1	13.6	15.8	19.9	15.7	18.6	16.5	15.0	15.6	20.6	16.5	16.6	16.7	15.9	17.5
4. Mostly agree	31.3	29.3	33.0	32.9	28.7	35.9	31.6	29.4	30.3	32.1	28.3	32.2	31.5	32.8	29.2	21.1
5. Agree	37.4	33.0	42.7	35.2	36.3	31.2	36.0	39.1	41.0	38.8	31.2	38.6	34.9	40.2	37.2	29.2
<i>Item 12140 Subject F03, O03</i>	<i>N</i> 2452	1202	1155	1394	302	431	574	891	556	1912	384	1182	610	216	331	39
<b>A18I:</b> My family and I often buy things we really don't need; we could get along with much less ( <b>NOTE: This question was omitted in the questionnaires administered in California, beginning in 1997, due to state requirements.</b> )																
1. Disagree	13.0	12.4	13.2	10.7	17.9	13.7	11.2	14.6	10.1	12.0	16.0	13.1	12.3	13.7	11.5	12.4
2. Mostly disagree	18.2	19.8	16.3	19.8	17.5	21.5	20.8	14.4	20.0	18.1	17.1	18.9	18.3	16.9	16.5	12.1
3. Neither	21.3	24.7	18.1	19.6	22.4	21.6	19.8	23.2	17.6	20.7	25.7	23.5	19.1	19.2	19.8	23.0
4. Mostly agree	31.5	30.1	32.8	33.3	26.2	32.3	35.5	28.6	31.2	33.0	25.5	29.6	36.5	32.4	30.7	26.4
5. Agree	16.0	13.0	19.6	16.6	16.0	10.9	12.6	19.2	21.0	16.1	15.7	14.8	13.8	17.7	21.6	26.0
<i>Item 10060 Subject F01</i>	<i>N</i> 2148	1041	1020	1300	288	428	575	887	259	1675	331	1053	524	186	288	28
<b>A18J:</b> Most people will have fuller and happier lives if they choose legal marriage rather than staying single, or just living with someone ( <b>NOTE: This question was omitted in the questionnaires administered in California, beginning in 1997, due to state requirements.</b> )																
1. Disagree	18.0	11.9	24.4	16.4	23.5	19.4	17.7	18.4	15.4	18.5	18.0	16.1	18.6	18.1	23.2	31.7
2. Mostly disagree	13.2	14.0	12.3	14.3	10.5	18.6	13.2	10.1	14.3	13.1	14.8	12.4	13.3	16.3	13.3	4.3
3. Neither	35.7	37.0	34.2	34.0	37.4	38.5	33.6	36.4	33.4	35.6	32.3	34.3	40.2	32.5	34.3	38.3
4. Mostly agree	17.0	20.7	13.3	18.4	13.9	12.3	20.7	16.6	18.4	16.5	19.2	18.3	14.4	19.7	16.8	9.0
5. Agree	16.1	16.5	15.8	16.9	14.7	11.2	14.8	18.5	18.5	16.3	15.7	18.8	13.4	13.4	12.4	16.7
<i>Item 12150 Subject D03</i>	<i>N</i> 2149	1042	1019	1301	287	429	574	885	261	1671	334	1052	525	186	288	30
<b>A18K:</b> Parents should encourage just as much independence in their daughters as in their sons																
1. Disagree	3.4	5.2	1.3	2.9	4.6	3.1	2.7	4.7	2.4	2.9	5.2	2.8	3.1	2.7	4.5	9.3
2. Mostly disagree	4.8	8.2	1.3	4.1	5.0	4.2	4.5	5.8	3.9	4.7	5.0	4.5	4.7	2.8	7.8	0.9
3. Neither	14.7	22.2	6.8	14.1	14.5	14.7	15.0	14.7	14.5	14.0	18.4	13.5	15.6	12.0	18.6	12.9
4. Mostly agree	25.7	28.6	22.2	27.8	23.8	27.2	27.7	24.6	24.2	25.1	27.2	26.3	25.3	28.8	21.8	24.7
5. Agree	51.4	35.6	68.3	51.0	52.1	50.9	50.1	50.3	55.0	53.3	44.2	53.0	51.3	53.7	47.4	52.2
<i>Item 12160 Subject D05</i>	<i>N</i> 2433	1191	1148	1389	297	430	571	879	552	1898	382	1171	607	216	326	39
<b>A18L:</b> Being a mother and raising children is one of the most fulfilling experiences a woman can have																
1. Disagree	5.1	3.6	6.7	4.4	6.5	4.9	5.7	5.1	4.6	5.2	5.0	5.5	4.8	2.0	6.3	8.8
2. Mostly disagree	5.3	5.1	5.6	5.3	4.4	4.0	4.2	5.1	7.8	5.3	5.7	5.2	5.9	5.6	4.3	2.1
3. Neither	30.1	42.0	18.7	33.6	20.1	33.5	31.8	27.7	29.3	29.7	34.8	29.0	30.3	30.8	33.7	50.4
4. Mostly agree	27.6	25.7	28.3	26.6	27.8	27.4	31.5	25.9	26.3	27.6	24.6	27.3	27.9	28.3	25.0	22.3
5. Agree	32.0	23.6	40.7	30.0	41.3	30.2	26.7	36.2	32.0	32.3	29.9	32.9	31.1	33.2	30.6	16.4
<i>Item 12170 Subject D05</i>	<i>N</i> 2425	1181	1153	1380	298	426	572	881	546	1897	380	1170	604	215	325	39
<b>A18M:</b> Most fathers should spend more time with their children than they do now																
1. Disagree	1.7	1.9	1.1	1.5	1.6	1.5	2.0	2.4	0.4	1.3	2.2	1.7	1.3	0.5	2.1	5.3
2. Mostly disagree	2.8	3.8	1.6	3.3	1.7	2.7	2.9	2.8	2.8	2.7	4.1	2.5	3.3	1.6	3.3	3.3
3. Neither	18.4	20.0	16.9	20.8	12.4	21.9	19.0	16.4	18.6	18.3	18.6	17.6	18.8	15.9	20.7	30.7
4. Mostly agree	35.3	39.4	31.4	39.8	21.7	35.2	39.9	32.4	35.3	35.7	35.4	35.3	33.3	42.2	36.0	25.6
5. Agree	41.8	34.9	49.0	34.6	62.6	38.7	36.2	46.1	42.9	42.1	39.7	42.9	43.4	39.9	37.9	35.0
<i>Item 12180 Subject D05</i>	<i>N</i> 2442	1195	1151	1389	300	428	574	889	551	1906	382	1177	609	216	327	39



QUESTIONNAIRE FORM 5 2011	TOTAL	SEX		RACE		REGION				COLLEGE PLANS?		ILLICIT DRUG USE: LIFETIME					
		M	F	White	Black	NE	NC	S	W	Yes	No	None	Mari- juana Only	Few Pills	More Pills	Any Her- oin	
<i>N (Weighted No. of Cases):</i>	2491	1207	1162	1400	305	443	582	906	561	1919	386	1187	619	216	332	40	
<i>% of Weighted Total:</i>	100.0	48.5	46.6	56.2	12.2	17.8	23.4	36.4	22.5	77.0	15.5	47.6	24.9	8.7	13.3	1.6	
<b>A18N:</b> The husband should make all the important decisions in the family ( <b>NOTE: This question was omitted in the questionnaires administered in California, beginning in 1997, due to state requirements.</b> )																	
1. Disagree	39.9	21.5	59.4	41.8	38.0	44.9	40.6	37.2	39.0	42.4	28.8	41.8	40.4	38.5	37.6	20.7	
2. Mostly disagree	20.9	22.1	19.9	21.7	20.5	19.4	22.2	19.7	24.3	21.4	18.2	22.1	20.8	22.5	16.3	21.6	
3. Neither	22.7	30.6	14.2	21.5	22.1	21.8	22.7	23.7	20.8	21.1	29.7	20.3	24.6	21.6	25.7	34.1	
4. Mostly agree	10.1	15.8	4.2	9.0	10.8	8.0	8.8	11.6	11.3	9.5	13.3	10.0	9.1	13.3	10.2	4.8	
5. Agree	6.5	10.1	2.2	6.1	8.7	5.9	5.6	7.9	4.6	5.5	10.0	5.9	5.1	4.1	10.3	18.8	
<i>Item 12190 Subject D05</i>	<i>N</i>	<i>2141</i>	<i>1038</i>	<i>1020</i>	<i>1301</i>	<i>286</i>	<i>430</i>	<i>575</i>	<i>876</i>	<i>260</i>	<i>1667</i>	<i>335</i>	<i>1051</i>	<i>522</i>	<i>186</i>	<i>288</i>	<i>31</i>
<b>A19:</b> Some people think about what's going on in government very often, and others are not that interested. How much of an interest do you take in government and current events?																	
1. No interest at all	10.6	9.5	12.2	11.2	8.3	17.7	11.5	8.6	7.5	10.2	13.9	11.1	10.7	6.6	11.1	13.3	
2. Very little interest	21.5	18.3	25.1	22.4	20.9	18.1	26.2	21.7	19.0	20.6	25.8	21.4	22.7	18.7	21.6	21.5	
3. Some interest	42.3	39.7	44.0	39.9	48.8	40.2	35.6	44.2	48.0	42.0	40.6	42.1	40.6	49.0	40.3	41.8	
4. A lot of interest	16.1	19.2	12.9	16.8	13.1	15.8	17.5	15.1	16.6	16.7	13.6	15.7	17.4	18.1	14.4	15.8	
5. A very great interest	9.4	13.3	5.7	9.7	9.0	8.1	9.2	10.4	9.0	10.5	6.1	9.6	8.6	7.7	12.6	7.7	
<i>Item 6330 Subject H01, Q08</i>	<i>N</i>	<i>2428</i>	<i>1191</i>	<i>1150</i>	<i>1394</i>	<i>294</i>	<i>432</i>	<i>573</i>	<i>872</i>	<i>552</i>	<i>1902</i>	<i>378</i>	<i>1175</i>	<i>607</i>	<i>215</i>	<i>328</i>	<i>38</i>
<b>A20:</b> If you have at least an average income in the future, how likely is it that you will contribute money to the following organizations? If you have already contributed, mark the last circle only.																	
Are you likely to contribute to . . .																	
<b>A20A:</b> The United Fund or other community charities?																	
1. Definitely not	6.5	9.9	2.7	6.5	5.9	7.7	6.9	6.1	6.0	5.0	13.0	5.3	5.7	4.3	11.2	16.6	
2. Probably not	17.3	21.4	13.3	19.1	8.0	20.6	18.7	14.2	18.1	16.6	22.3	13.6	20.1	17.8	22.2	35.9	
3. Don't know	43.8	43.4	44.4	46.3	39.9	38.6	43.2	45.1	46.6	44.1	42.8	45.5	40.7	48.8	43.0	37.3	
4. Probably will	24.0	18.9	29.3	21.1	32.0	24.4	22.4	25.2	23.7	25.4	16.4	25.3	25.6	24.3	18.1	6.3	
5. Definitely will	4.8	3.9	5.6	3.6	10.0	4.3	5.0	6.0	2.9	5.3	2.1	5.7	5.3	2.5	2.2	2.1	
6. Already have	3.5	2.4	4.8	3.4	4.2	4.4	3.8	3.5	2.6	3.7	3.3	4.5	2.7	2.3	3.3	1.9	
<i>Item 12200 Subject O02</i>	<i>N</i>	<i>2419</i>	<i>1190</i>	<i>1145</i>	<i>1386</i>	<i>292</i>	<i>426</i>	<i>571</i>	<i>871</i>	<i>550</i>	<i>1890</i>	<i>382</i>	<i>1171</i>	<i>608</i>	<i>215</i>	<i>323</i>	<i>40</i>
<b>A20B:</b> International relief organizations (CARE, UNICEF, etc.)?																	
1. Definitely not	6.6	10.5	2.5	6.5	5.7	7.6	7.2	6.8	5.1	5.5	11.9	5.9	6.1	4.9	9.2	19.6	
2. Probably not	17.5	21.6	13.7	20.9	7.8	20.3	19.0	14.6	18.4	16.7	25.1	15.7	18.7	12.9	22.5	31.7	
3. Don't know	33.4	34.9	31.8	35.7	34.8	29.6	35.2	34.2	33.3	32.4	37.8	32.2	34.2	39.2	34.3	21.6	
4. Probably will	28.7	24.0	33.3	25.4	36.3	29.9	25.4	28.4	31.4	30.3	18.2	31.1	27.5	29.5	23.5	12.8	
5. Definitely will	8.0	5.9	9.9	5.4	11.3	8.3	7.3	9.2	6.5	8.8	4.2	7.6	9.6	8.4	6.2	6.4	
6. Already have	5.8	3.1	8.8	6.1	4.1	4.3	6.0	6.8	5.3	6.4	2.7	7.5	4.0	5.1	4.4	7.9	
<i>Item 12210 Subject O02</i>	<i>N</i>	<i>2420</i>	<i>1191</i>	<i>1145</i>	<i>1384</i>	<i>294</i>	<i>424</i>	<i>569</i>	<i>876</i>	<i>551</i>	<i>1892</i>	<i>382</i>	<i>1173</i>	<i>608</i>	<i>214</i>	<i>323</i>	<i>39</i>
<b>A20C:</b> Minority group organizations (NAACP, SCLC, etc.)?																	
1. Definitely not	11.5	16.5	6.3	15.2	4.6	13.7	13.1	11.0	9.0	10.5	16.9	11.3	10.1	9.6	14.9	23.0	
2. Probably not	23.7	25.3	22.6	28.3	8.6	23.2	27.0	19.6	27.4	23.7	26.8	22.1	23.8	24.5	29.2	26.9	
3. Don't know	41.1	38.0	44.5	44.8	30.4	43.0	41.4	39.9	41.2	41.3	41.7	42.8	39.4	47.1	36.6	25.8	
4. Probably will	17.3	15.1	19.6	10.2	37.8	13.7	13.9	20.5	18.3	17.9	11.8	17.9	18.3	14.9	15.1	18.0	
5. Definitely will	5.4	4.0	6.3	1.3	17.4	5.6	4.3	7.3	3.4	5.9	2.4	5.1	7.6	3.1	3.5	2.1	
6. Already have	1.0	1.0	0.7	0.3	1.2	0.9	0.3	1.7	0.7	0.8	0.4	0.8	0.8	0.9	0.7	4.3	
<i>Item 12220 Subject N02, O02</i>	<i>N</i>	<i>2411</i>	<i>1187</i>	<i>1141</i>	<i>1378</i>	<i>295</i>	<i>424</i>	<i>565</i>	<i>875</i>	<i>547</i>	<i>1884</i>	<i>382</i>	<i>1169</i>	<i>606</i>	<i>213</i>	<i>321</i>	<i>40</i>



DESCRIPTIVE RESULTS: 2011

201

QUESTIONNAIRE FORM 5 2011	TOTAL	SEX		RACE		REGION				COLLEGE PLANS?		ILLICIT DRUG USE: LIFETIME					
		M	F	White	Black	NE	NC	S	W	Yes	No	None	Mari- juana Only	Few Pills	More Pills	Any Her- oin	
<i>N (Weighted No. of Cases):</i>	2491	1207	1162	1400	305	443	582	906	561	1919	386	1187	619	216	332	40	
<i>% of Weighted Total:</i>	100.0	48.5	46.6	56.2	12.2	17.8	23.4	36.4	22.5	77.0	15.5	47.6	24.9	8.7	13.3	1.6	
<b>A20D: Church or religious organizations?</b>																	
1. Definitely not	14.5	18.3	10.5	15.8	3.3	19.0	12.7	9.4	20.9	14.5	15.6	11.4	12.2	20.7	23.3	35.7	
2. Probably not	13.0	13.7	12.7	14.6	4.8	16.6	14.1	9.7	14.2	12.7	14.4	11.3	13.4	11.4	18.1	15.6	
3. Don't know	18.8	19.0	17.6	19.9	17.4	22.8	18.6	16.4	19.6	16.3	26.6	15.6	22.4	18.7	18.7	21.0	
4. Probably will	20.8	19.9	22.1	19.9	25.8	17.7	24.5	22.6	16.5	20.4	24.4	21.7	22.3	21.2	17.7	14.3	
5. Definitely will	14.4	13.7	15.2	13.1	25.3	10.7	12.7	19.3	11.5	16.0	7.2	17.8	12.4	13.5	9.2	1.7	
6. Already have	18.5	15.5	22.0	16.7	23.4	13.2	17.5	22.6	17.3	20.1	11.8	22.1	17.2	14.5	13.0	11.8	
<i>Item 12230 Subject G, O02</i>	<i>N</i>	<i>2425</i>	<i>1193</i>	<i>1147</i>	<i>1386</i>	<i>294</i>	<i>424</i>	<i>575</i>	<i>876</i>	<i>551</i>	<i>1896</i>	<i>382</i>	<i>1174</i>	<i>608</i>	<i>214</i>	<i>327</i>	<i>40</i>
<b>A20E: Political parties or organizations?</b>																	
1. Definitely not	25.5	25.5	25.6	25.0	19.4	30.4	25.3	19.7	31.2	25.6	27.7	25.1	25.3	24.6	28.2	35.8	
2. Probably not	28.3	28.1	29.2	31.6	19.1	27.7	32.6	26.0	28.0	29.3	25.4	27.4	26.9	34.8	28.1	35.5	
3. Don't know	32.9	31.7	33.9	31.9	40.7	30.2	30.7	37.3	30.5	31.7	36.6	33.4	35.0	28.5	31.8	22.0	
4. Probably will	8.9	9.4	8.1	8.6	12.5	8.2	7.7	10.3	8.6	9.0	8.2	10.5	7.8	9.0	5.5	2.5	
5. Definitely will	2.9	3.3	2.5	2.0	6.9	2.4	2.5	4.2	1.6	3.0	1.5	2.5	3.6	2.4	3.7	-	
6. Already have	1.4	2.0	0.8	0.9	1.3	1.1	1.1	2.5	0.1	1.3	0.6	1.1	1.4	0.7	2.6	4.1	
<i>Item 12240 Subject H05, O02</i>	<i>N</i>	<i>2415</i>	<i>1188</i>	<i>1142</i>	<i>1382</i>	<i>293</i>	<i>423</i>	<i>571</i>	<i>870</i>	<i>550</i>	<i>1888</i>	<i>380</i>	<i>1169</i>	<i>607</i>	<i>215</i>	<i>324</i>	<i>39</i>
<b>A20F: Citizen lobbies (Common Cause, Public Citizen, etc.)?</b>																	
1. Definitely not	13.3	14.5	12.1	12.5	10.8	15.6	13.5	12.3	12.7	12.5	16.9	13.5	13.2	12.0	12.5	30.7	
2. Probably not	26.5	27.9	25.6	29.6	16.7	28.1	29.5	22.2	29.1	27.0	27.8	25.0	26.1	29.7	29.9	31.2	
3. Don't know	46.6	44.0	48.9	45.9	49.7	43.6	43.2	49.2	48.2	47.1	41.8	48.0	45.7	45.8	44.5	27.0	
4. Probably will	10.0	10.1	9.7	9.3	14.3	10.4	9.6	11.2	8.3	10.2	8.4	10.6	10.3	10.0	7.3	7.5	
5. Definitely will	2.8	2.8	2.9	2.1	6.4	2.2	3.3	3.7	1.2	2.6	4.2	2.5	3.1	1.5	4.8	1.7	
6. Already have	0.8	0.9	0.8	0.6	2.2	0.2	0.9	1.4	0.4	0.6	0.9	0.4	1.5	1.0	1.0	1.9	
<i>Item 12250 Subject H05, I02, O02</i>	<i>N</i>	<i>2411</i>	<i>1185</i>	<i>1146</i>	<i>1378</i>	<i>293</i>	<i>419</i>	<i>569</i>	<i>873</i>	<i>550</i>	<i>1887</i>	<i>382</i>	<i>1169</i>	<i>609</i>	<i>215</i>	<i>322</i>	<i>40</i>
<b>A20G: Charities to help fight diseases (cancer, heart disease, etc.)?</b>																	
1. Definitely not	3.9	5.9	1.4	4.2	1.6	4.6	3.3	3.5	4.9	2.8	7.6	3.0	3.3	1.6	7.7	10.6	
2. Probably not	5.9	8.6	2.9	6.2	4.3	7.3	6.9	4.0	6.7	4.6	12.1	4.1	7.9	6.8	7.4	8.8	
3. Don't know	17.0	21.8	11.4	18.2	15.6	16.8	17.7	18.1	14.8	14.7	25.0	16.4	17.1	15.2	17.9	20.2	
4. Probably will	33.1	33.7	32.7	34.0	29.2	26.7	35.8	33.1	34.9	34.7	28.2	34.9	29.2	34.7	33.2	29.5	
5. Definitely will	26.4	18.5	35.0	22.1	36.5	26.3	24.4	26.8	27.7	28.1	19.0	26.9	28.4	27.7	21.2	20.4	
6. Already have	13.8	11.5	16.6	15.4	12.8	18.4	11.8	14.5	11.0	15.2	8.0	14.6	14.1	14.1	12.5	10.6	
<i>Item 12260 Subject O02</i>	<i>N</i>	<i>2424</i>	<i>1190</i>	<i>1150</i>	<i>1386</i>	<i>297</i>	<i>422</i>	<i>572</i>	<i>877</i>	<i>553</i>	<i>1896</i>	<i>381</i>	<i>1175</i>	<i>609</i>	<i>215</i>	<i>323</i>	<i>40</i>
<b>A20H: Organizations concerned with population problems (Planned Parenthood, ZPG, etc.)?</b>																	
1. Definitely not	13.2	16.8	9.7	14.0	7.1	14.9	14.6	9.9	15.8	12.6	16.6	13.4	11.1	14.3	14.3	30.1	
2. Probably not	23.3	25.0	22.0	26.8	14.4	25.9	26.2	21.0	22.2	23.2	26.5	23.0	22.6	22.6	24.8	30.1	
3. Don't know	39.9	40.6	38.6	39.7	40.3	39.2	38.5	44.2	35.1	40.3	36.8	40.7	42.5	41.2	33.9	15.1	
4. Probably will	14.7	11.2	18.2	13.0	21.2	12.1	14.1	14.5	17.4	14.6	13.8	15.6	13.1	13.7	16.8	2.4	
5. Definitely will	7.4	5.2	9.7	5.3	14.9	6.4	5.3	8.4	8.8	7.9	5.0	6.2	9.1	7.9	6.9	20.4	
6. Already have	1.5	1.2	1.7	1.2	2.2	1.5	1.3	2.0	0.8	1.3	1.2	1.2	1.5	0.3	3.3	1.9	
<i>Item 12270 Subject E01, O02</i>	<i>N</i>	<i>2420</i>	<i>1190</i>	<i>1150</i>	<i>1383</i>	<i>296</i>	<i>419</i>	<i>572</i>	<i>878</i>	<i>551</i>	<i>1896</i>	<i>382</i>	<i>1174</i>	<i>609</i>	<i>216</i>	<i>324</i>	<i>40</i>
<b>A20I: Organizations concerned with environmental problems (Sierra Club, Friends of the Earth, etc.)?</b>																	
1. Definitely not	10.5	14.1	6.8	11.8	9.1	11.0	12.6	8.2	11.8	9.2	16.8	10.1	9.5	8.1	14.8	16.7	
2. Probably not	16.2	16.9	15.3	17.7	9.7	18.9	17.5	15.1	14.5	15.6	20.2	15.2	17.6	14.3	15.7	22.1	
3. Don't know	36.3	35.9	37.0	36.0	43.2	32.8	37.9	40.2	31.2	36.6	35.9	35.6	37.3	39.4	35.1	29.5	
4. Probably will	22.7	19.7	25.7	21.0	24.1	22.1	20.9	20.5	28.6	23.6	17.3	24.8	21.4	21.9	20.6	13.7	
5. Definitely will	10.5	9.2	12.1	10.2	11.6	12.0	8.4	10.7	11.1	11.1	8.2	10.6	12.0	10.1	8.2	14.3	
6. Already have	3.8	4.3	3.0	3.3	2.3	3.3	2.7	5.3	2.8	4.0	1.7	3.8	2.1	6.2	5.5	3.6	
<i>Item 12280 Subject F04, O02</i>	<i>N</i>	<i>2425</i>	<i>1193</i>	<i>1148</i>	<i>1388</i>	<i>296</i>	<i>422</i>	<i>574</i>	<i>877</i>	<i>551</i>	<i>1897</i>	<i>382</i>	<i>1174</i>	<i>609</i>	<i>215</i>	<i>325</i>	<i>40</i>



QUESTIONNAIRE FORM 5 2011	TOTAL	SEX		RACE		REGION				COLLEGE PLANS?		ILLICIT DRUG USE: LIFETIME					
		M	F	White	Black	NE	NC	S	W	Yes	No	None	Mari- juana Only	Few Pills	More Pills	Any Her- oin	
<i>N (Weighted No. of Cases):</i>	2491	1207	1162	1400	305	443	582	906	561	1919	386	1187	619	216	332	40	
<i>% of Weighted Total:</i>	100.0	48.5	46.6	56.2	12.2	17.8	23.4	36.4	22.5	77.0	15.5	47.6	24.9	8.7	13.3	1.6	
<b>A21:</b> What is your current height (in feet and inches) without shoes?																	
01. 4'5" or less	0.4	0.2	0.7	0.5	0.2	0.8	0.2	0.4	0.4	0.3	1.0	0.5	0.5	-	0.3	-	
02. 4'6"	0.1	-	0.1	-	0.3	0.1	-	0.1	-	*	0.2	*	0.1	-	-	-	
03. 4'7"	0.1	0.1	0.2	-	-	-	-	0.2	0.1	0.1	-	0.2	-	-	-	-	
04. 4'8"	0.2	-	0.3	-	-	0.6	-	0.1	0.1	*	0.8	0.1	0.4	-	0.2	-	
05. 4'9"	0.2	-	0.4	-	0.4	*	0.3	0.3	-	0.2	0.5	0.3	0.3	-	-	-	
06. 4'10"	0.2	-	0.4	*	0.8	0.3	-	0.3	0.1	0.2	-	0.3	-	0.5	-	-	
07. 4'11"	0.7	-	1.5	0.6	1.0	0.5	0.4	0.6	1.4	0.8	0.3	0.9	0.2	0.9	1.1	-	
08. 5'0"	1.7	0.1	3.3	1.4	2.1	1.9	1.1	2.5	1.0	1.8	1.6	1.9	2.5	-	1.2	-	
09. 5'1"	3.6	0.2	7.1	2.5	2.7	4.3	3.6	3.3	3.2	4.1	1.6	4.6	2.5	3.9	2.6	-	
10. 5'2"	6.4	0.5	12.4	5.1	7.6	7.9	5.4	6.3	6.7	6.9	4.3	8.2	5.2	8.7	2.1	8.3	
11. 5'3"	6.4	0.8	12.6	5.9	8.0	8.2	4.5	6.3	7.1	7.0	4.4	5.4	7.7	8.4	6.5	2.5	
12. 5'4"	7.1	2.0	12.4	6.3	9.5	8.4	7.3	6.9	6.5	7.3	5.6	8.0	5.0	8.3	6.8	10.6	
13. 5'5"	7.9	3.3	13.0	7.8	9.7	8.1	7.8	8.1	7.6	8.3	7.0	8.7	7.5	6.4	8.7	-	
14. 5'6"	8.4	5.5	10.9	8.1	9.1	8.1	7.7	7.3	11.1	8.2	7.7	7.5	9.0	9.3	8.7	10.3	
15. 5'7"	9.3	8.3	10.0	10.1	9.9	8.1	10.8	10.0	7.2	9.5	8.7	9.7	7.1	11.8	10.5	2.1	
16. 5'8"	9.2	11.8	6.9	9.3	6.8	11.5	9.2	9.0	7.9	9.3	9.7	9.9	10.4	6.4	6.9	11.0	
17. 5'9"	6.0	9.1	2.6	5.9	5.6	4.8	5.7	6.4	6.7	5.8	5.2	5.8	6.4	5.4	6.2	1.5	
18. 5'10"	8.5	14.7	2.3	8.9	5.7	6.7	8.5	8.3	10.1	7.6	12.8	7.1	8.3	10.1	11.6	9.8	
19. 5'11"	6.8	11.6	1.5	7.8	6.3	6.7	7.7	7.3	5.4	6.5	8.2	7.0	6.8	4.7	5.8	15.2	
20. 6'0"	5.9	10.6	1.1	6.4	6.8	5.2	6.4	5.5	6.6	6.1	5.9	5.7	6.8	5.4	5.0	9.7	
21. 6'1"	4.5	9.0	-	5.7	1.9	3.2	6.7	3.8	4.5	4.4	5.9	3.4	5.9	2.8	7.5	5.1	
22. 6'2"	2.8	5.7	-	3.7	1.5	1.5	3.1	3.0	3.3	2.3	4.5	2.1	2.6	4.3	3.9	8.1	
23. 6'3"	1.6	3.0	-	1.9	1.4	0.8	1.9	1.8	1.5	1.3	2.1	1.3	2.3	1.0	1.7	-	
24. 6'4"	0.9	1.8	-	1.2	0.3	1.1	0.7	1.0	0.7	0.9	1.0	0.7	1.1	1.3	1.0	-	
25. 6'5"	0.2	0.4	-	0.3	0.3	0.7	0.3	-	-	0.2	0.2	0.1	0.3	-	0.2	-	
26. 6'6"	0.2	0.5	-	0.3	0.3	0.5	-	0.2	0.4	0.2	-	0.2	0.3	0.4	-	1.7	
27. 6'7" or more	0.7	1.0	0.2	0.2	1.8	-	0.8	1.0	0.6	0.5	1.0	0.4	0.9	-	1.5	4.2	
<i>Item 22155 Subject T03</i>	<i>N</i>	<i>2437</i>	<i>1193</i>	<i>1153</i>	<i>1393</i>	<i>301</i>	<i>420</i>	<i>576</i>	<i>888</i>	<i>553</i>	<i>1901</i>	<i>384</i>	<i>1169</i>	<i>614</i>	<i>216</i>	<i>328</i>	<i>40</i>
<b>A22:</b> What is your current weight (in pounds) without shoes or clothing?																	
01. 80 lbs. or less	0.2	0.2	0.2	0.1	0.5	0.2	0.1	0.3	0.2	0.1	0.5	0.1	0.2	0.4	0.3	-	
02. 81-85	0.1	-	0.2	-	-	-	0.3	-	-	0.1	-	-	-	-	0.6	-	
03. 86-90	0.2	-	0.4	0.1	0.4	-	0.1	0.2	0.4	0.2	-	0.4	-	-	-	-	
04. 91-95	0.6	0.1	1.0	0.2	-	0.6	-	0.7	1.1	0.7	0.2	1.0	0.3	-	-	-	
05. 96-100	1.5	0.1	2.8	0.8	-	1.0	1.1	1.4	2.2	1.6	1.3	2.2	0.5	0.8	1.6	-	
06. 101-105	1.7	0.1	3.5	1.7	2.0	3.4	1.1	1.2	1.8	1.8	1.7	2.2	2.1	-	0.5	-	
07. 106-110	3.0	0.7	5.6	2.7	3.0	1.9	3.1	2.7	4.3	3.3	2.3	3.3	3.4	3.7	1.6	-	
08. 111-115	3.5	1.1	5.9	4.1	1.3	4.1	3.8	3.8	2.3	3.6	3.3	4.3	2.2	4.2	2.6	-	
09. 116-120	4.8	1.3	8.6	5.4	4.7	4.8	4.1	5.3	4.7	5.2	3.3	5.1	4.1	7.6	3.9	-	
10. 121-125	5.8	2.5	8.7	5.5	5.6	6.1	5.0	6.7	4.8	6.2	3.3	6.3	4.5	6.3	5.7	-	
11. 126-130	6.0	4.0	7.8	5.8	5.2	8.9	4.4	4.6	7.6	5.9	5.4	6.2	4.3	8.6	5.5	9.1	
12. 131-135	7.3	5.3	9.8	7.9	8.5	5.3	7.8	7.1	8.6	7.8	6.3	7.2	7.6	8.5	7.3	10.7	
13. 136-140	6.3	5.1	7.9	6.1	8.6	5.2	6.2	7.1	6.1	6.9	3.8	7.8	4.8	4.4	6.2	9.8	
14. 141-150	11.8	14.1	9.7	11.6	9.2	11.9	11.8	11.5	12.1	11.6	12.6	11.7	10.3	10.0	14.6	26.3	
15. 151-160	10.9	13.3	8.0	11.2	11.3	10.8	11.7	10.7	10.4	10.3	12.3	10.6	12.0	8.5	10.6	10.9	
16. 161-170	9.5	14.0	5.0	10.3	7.6	5.7	12.0	9.7	9.4	9.8	8.4	9.1	10.9	8.8	9.8	5.6	
17. 171-180	7.1	10.6	3.3	8.0	5.2	8.1	8.8	5.9	6.6	7.5	5.4	4.8	9.7	5.4	10.2	4.2	
18. 181-190	3.8	5.1	2.6	4.0	3.7	6.0	3.5	2.9	4.0	3.8	4.0	3.8	4.2	6.7	1.9	4.3	
19. 191-200	3.6	5.2	1.9	3.6	4.2	4.2	3.7	3.6	3.1	3.1	6.1	2.9	4.5	4.1	4.3	-	
20. 201-210	3.7	4.4	2.7	3.5	4.9	5.3	3.8	3.5	2.7	3.1	5.5	3.3	4.2	3.6	3.6	8.1	
21. 211-220	2.2	3.2	1.3	1.7	4.5	1.2	2.1	2.6	2.4	1.8	4.1	2.1	2.4	3.0	1.8	1.7	
22. 221-230	1.6	2.5	0.8	1.6	1.6	0.8	2.3	1.6	1.5	1.4	2.7	1.1	2.2	1.1	2.8	1.7	
23. 231-240	1.3	1.6	0.6	0.9	1.8	0.5	1.1	1.8	1.3	1.2	1.6	1.2	1.5	1.0	1.1	-	
24. 241-250	1.1	1.7	0.6	1.1	1.9	0.9	0.7	1.6	1.1	0.9	2.4	1.1	1.5	1.5	0.5	-	
25. 251-260	0.9	1.1	0.9	0.8	2.6	1.0	0.5	1.5	0.4	0.8	0.9	0.6	1.8	0.9	0.6	-	
26. 261 lbs. or more	1.6	2.8	0.3	1.3	1.7	2.0	0.8	2.3	1.0	1.3	2.5	1.7	0.8	1.1	2.3	7.6	
<i>Item 22165 Subject T03</i>	<i>N</i>	<i>2431</i>	<i>1196</i>	<i>1150</i>	<i>1389</i>	<i>299</i>	<i>423</i>	<i>576</i>	<i>881</i>	<i>552</i>	<i>1901</i>	<i>383</i>	<i>1179</i>	<i>614</i>	<i>214</i>	<i>325</i>	<i>40</i>
<b>A23:</b> How often do you. . .																	
<b>A23A:</b> Eat breakfast?																	
1. Never	5.5	4.9	5.6	5.5	8.3	7.0	6.9	5.4	3.3	5.0	7.3	5.1	4.9	7.4	6.2	5.1	
2. Seldom	20.7	19.8	21.6	22.2	23.1	23.0	20.4	22.0	17.2	20.0	22.2	19.3	21.9	19.9	24.4	33.3	
3. Sometimes	22.0	22.3	21.5	19.8	26.1	19.5	20.6	24.2	21.7	20.7	28.0	18.9	25.5	28.5	22.3	16.5	
4. Most days	13.4	13.2	13.8	11.9	16.0	12.5	13.3	13.0	15.0	13.7	13.0	13.0	13.3	14.1	15.2	14.2	
5. Nearly every day	13.8	12.3	15.4	13.5	12.3	12.6	13.3	13.3	16.3	14.1	13.5	15.0	12.9	11.9	12.2	7.2	
6. Every day	24.5	27.4	22.0	27.1	14.2	25.4	25.5	22.1	26.5	26.4	16.1	28.7	21.5	18.2	19.8	23.7	
<i>Item 20740 Subject T02</i>	<i>N</i>	<i>2445</i>	<i>1202</i>	<i>1156</i>	<i>1396</i>	<i>301</i>	<i>429</i>	<i>578</i>	<i>884</i>	<i>554</i>	<i>1912</i>	<i>384</i>	<i>1185</i>	<i>616</i>	<i>214</i>	<i>327</i>	<i>40</i>



# DESCRIPTIVE RESULTS: 2011

203

QUESTIONNAIRE FORM 5 2011	TOTAL	SEX		RACE		REGION				COLLEGE PLANS?		ILLICIT DRUG USE: LIFETIME				
		M	F	White	Black	NE	NC	S	W	Yes	No	None	Mari- juana Only	Few Pills	More Pills	Any Her- oin
<i>N (Weighted No. of Cases):</i>	2491	1207	1162	1400	305	443	582	906	561	1919	386	1187	619	216	332	40
<i>% of Weighted Total:</i>	100.0	48.5	46.6	56.2	12.2	17.8	23.4	36.4	22.5	77.0	15.5	47.6	24.9	8.7	13.3	1.6
<b>A23B: Eat at least some green vegetables?</b>																
1. Never	3.5	3.5	3.5	3.5	6.1	3.8	3.4	4.6	1.5	3.1	5.3	2.8	1.5	7.8	5.9	5.2
2. Seldom	8.3	8.9	7.2	7.2	11.3	9.3	7.4	9.0	7.5	6.7	14.5	8.0	8.5	7.5	7.7	4.7
3. Sometimes	23.4	22.7	23.1	21.1	32.2	20.7	25.3	23.0	23.9	21.6	28.6	22.6	24.5	17.3	24.3	37.9
4. Most days	25.0	25.2	25.2	25.5	24.0	23.2	26.1	24.9	25.2	26.0	21.4	24.1	27.3	28.4	24.4	14.7
5. Nearly every day	20.3	18.9	21.7	21.9	16.5	21.7	22.0	19.6	18.4	21.2	16.5	22.2	18.1	22.2	17.9	17.9
6. Every day	19.6	20.8	19.3	20.8	9.9	21.3	15.7	18.8	23.5	21.3	13.7	20.3	20.2	16.8	19.8	19.5
<i>Item 20750 Subject T02</i>	<i>N</i> 2443	1202	1155	1396	299	429	578	883	554	1911	384	1185	616	214	327	39
<b>A23C: Eat at least some fruit?</b>																
1. Never	1.6	1.8	1.3	1.6	2.0	2.4	1.5	1.7	0.8	1.3	3.2	1.6	1.1	1.8	1.5	1.9
2. Seldom	4.4	5.5	3.3	4.4	3.0	4.0	5.1	4.6	3.6	3.8	7.6	4.0	3.2	4.7	5.6	12.0
3. Sometimes	23.0	21.1	24.1	21.5	35.1	22.8	18.5	28.5	19.2	20.6	32.3	22.6	25.2	16.0	24.3	26.3
4. Most days	24.4	27.5	21.1	24.5	24.9	22.3	27.5	23.8	23.8	24.6	23.4	22.0	27.4	29.7	24.6	19.5
5. Nearly every day	22.8	20.2	25.7	23.6	21.0	23.0	24.0	20.5	24.9	24.0	16.6	24.8	19.7	24.8	21.6	16.6
6. Every day	23.8	23.9	24.4	24.5	14.0	25.5	23.3	20.8	27.7	25.7	16.9	24.9	23.3	23.0	22.4	23.7
<i>Item 20760 Subject T02</i>	<i>N</i> 2432	1198	1152	1388	298	423	575	881	553	1906	382	1182	614	214	326	39
<b>A23D: Exercise vigorously (jogging, swimming, calisthenics, or any other active sports)?</b>																
1. Never	4.8	2.9	6.3	3.5	8.3	7.8	4.5	4.0	4.1	4.0	7.5	4.3	4.9	4.6	4.8	12.2
2. Seldom	14.4	9.6	19.4	12.8	19.9	11.9	12.8	17.5	13.2	13.7	15.9	14.6	14.1	14.1	13.6	26.0
3. Sometimes	22.6	18.6	27.1	23.1	23.6	19.7	22.6	24.0	22.5	22.7	23.9	23.3	19.0	28.0	24.1	15.8
4. Most days	19.4	21.3	17.3	19.9	18.8	21.0	16.8	20.1	19.7	18.9	20.7	19.4	20.7	16.7	18.3	13.2
5. Nearly every day	18.5	21.3	15.6	20.0	15.3	18.1	23.3	15.9	17.8	19.0	16.2	17.7	20.3	20.0	18.1	6.4
6. Every day	20.3	26.2	14.3	20.7	14.1	21.6	20.0	18.5	22.7	21.8	15.7	20.7	21.1	16.6	21.1	26.4
<i>Item 20770 Subject T02</i>	<i>N</i> 2442	1202	1155	1396	298	428	578	882	554	1910	384	1185	616	214	327	39
<b>A23E: Get at least seven hours of sleep?</b>																
1. Never	3.5	3.7	3.3	2.9	6.2	4.8	4.2	3.6	1.7	3.3	4.7	2.7	4.3	3.1	5.4	6.1
2. Seldom	14.8	12.5	16.9	13.8	12.1	18.1	15.4	14.0	12.9	14.2	17.1	12.8	16.2	17.9	15.4	15.6
3. Sometimes	25.3	23.8	26.4	23.0	30.2	23.7	27.5	25.0	24.7	26.0	22.0	26.2	23.8	24.5	26.2	27.1
4. Most days	23.2	23.9	23.2	25.3	21.7	19.7	23.0	26.8	20.6	21.9	27.2	23.4	22.2	27.4	23.2	17.2
5. Nearly every day	19.5	21.4	17.7	20.8	16.6	20.1	19.5	17.2	22.7	21.0	14.4	20.2	19.8	19.4	15.8	18.2
6. Every day	13.7	14.7	12.6	14.2	13.1	13.6	10.4	13.4	17.5	13.6	14.6	14.7	13.8	7.7	14.0	15.8
<i>Item 20780 Subject T02</i>	<i>N</i> 2442	1201	1155	1396	299	428	578	883	553	1910	384	1185	615	214	327	39
<b>A23F: Get less sleep than you think you should?</b>																
1. Never	6.4	6.6	6.2	5.4	9.7	5.1	5.4	7.5	6.8	5.6	10.6	7.0	7.8	5.4	3.1	6.3
2. Seldom	13.6	14.5	12.8	15.2	11.9	12.4	11.4	12.5	18.6	13.5	15.5	15.0	11.5	8.8	14.8	16.2
3. Sometimes	27.5	26.8	28.5	27.4	32.3	28.9	25.0	29.8	25.6	28.2	23.7	27.7	27.6	31.3	23.9	23.4
4. Most days	18.6	18.4	18.8	18.0	18.8	15.0	20.7	19.4	18.0	19.1	16.9	18.0	20.2	17.2	18.1	18.0
5. Nearly every day	18.0	17.0	19.2	18.3	12.1	20.1	19.4	16.4	17.4	17.8	18.6	17.2	17.0	23.1	20.5	22.9
6. Every day	15.8	16.7	14.6	15.7	15.3	18.5	18.1	14.3	13.6	15.7	14.8	15.1	15.9	14.2	19.6	13.2
<i>Item 20790 Subject T02</i>	<i>N</i> 2442	1202	1155	1396	298	428	578	882	554	1910	384	1185	616	214	327	39
<b>A24: These questions are about whether you think women are discriminated against in each of the following areas.</b>																
To what extent are women discriminated against . . .																
<b>A24A: In getting a college education?</b>																
1. Not at all	40.8	49.8	31.8	45.1	31.0	45.4	40.5	38.3	41.7	40.8	43.3	40.1	39.4	40.0	48.0	43.5
2. Very little	26.4	19.0	34.3	28.1	21.8	25.6	29.8	26.1	24.0	28.8	18.7	28.8	27.0	27.5	18.4	11.3
3. Some	14.4	11.0	17.9	13.0	16.2	12.7	14.0	14.9	15.2	14.4	13.1	13.8	13.2	15.9	16.1	15.4
4. A good deal	3.2	1.8	4.4	1.8	5.8	1.1	2.7	3.7	4.5	2.7	3.9	3.1	3.8	2.3	2.0	8.0
5. A great deal	2.5	2.2	2.5	1.4	5.5	1.4	3.4	2.9	1.9	2.4	2.8	2.8	2.2	2.1	2.0	1.7
8. Don't know	12.7	16.2	9.0	10.5	19.7	13.9	9.6	14.1	12.6	10.8	18.3	11.4	14.4	12.2	13.6	20.1
<i>Item 12290 Subject D06</i>	<i>N</i> 2420	1190	1152	1390	297	421	574	873	552	1898	383	1178	612	214	323	40



## MONITORING THE FUTURE

QUESTIONNAIRE FORM 5 2011	TOTAL	SEX		RACE		REGION				COLLEGE PLANS?		ILLCIT DRUG USE: LIFETIME					
		M	F	White	Black	NE	NC	S	W	Yes	No	None	Mari- juana Only	Few Pills	More Pills	Any Her- oin	
<i>N (Weighted No. of Cases):</i>	2491	1207	1162	1400	305	443	582	906	561	1919	386	1187	619	216	332	40	
<i>% of Weighted Total:</i>	100.0	48.5	46.6	56.2	12.2	17.8	23.4	36.4	22.5	77.0	15.5	47.6	24.9	8.7	13.3	1.6	
<b>A24B:</b> In gaining positions of leadership over men and women?																	
1. Not at all	11.4	16.6	6.3	12.5	8.7	13.0	11.4	11.1	10.7	9.9	20.3	9.3	13.1	8.1	17.0	23.6	
2. Very little	13.0	15.3	10.9	15.6	8.1	13.0	13.9	11.1	15.1	13.5	10.8	14.9	12.0	12.7	10.5	6.5	
3. Some	32.8	32.7	32.6	34.2	30.1	31.9	34.8	34.0	29.3	33.5	29.7	33.4	32.0	32.9	32.2	24.3	
4. A good deal	21.9	16.5	27.2	20.5	20.9	24.2	22.0	19.6	23.5	23.2	15.3	21.5	22.5	27.2	19.6	9.2	
5. A great deal	11.6	6.1	17.6	8.1	22.4	8.6	10.2	13.7	12.1	12.0	9.8	11.7	11.7	14.3	10.0	12.2	
8. Don't know	9.4	12.8	5.4	9.1	9.8	9.3	7.6	10.5	9.4	7.9	14.1	9.2	8.6	4.8	10.7	24.2	
<i>Item 12300 Subject D06</i>	<i>N</i>	<i>2420</i>	<i>1191</i>	<i>1151</i>	<i>1389</i>	<i>297</i>	<i>421</i>	<i>574</i>	<i>873</i>	<i>551</i>	<i>1898</i>	<i>383</i>	<i>1179</i>	<i>612</i>	<i>214</i>	<i>323</i>	<i>39</i>
<b>A24C:</b> In obtaining executive positions in business?																	
1. Not at all	13.5	19.3	7.9	15.0	10.8	16.3	13.0	12.9	12.6	11.9	21.9	12.4	13.3	11.4	18.5	17.2	
2. Very little	15.6	16.9	13.7	17.5	10.2	16.7	16.5	14.4	15.7	15.9	14.8	16.1	15.2	18.0	13.7	12.3	
3. Some	28.4	27.8	29.6	29.3	26.8	24.6	31.2	30.4	25.3	29.2	27.9	30.6	27.9	26.2	27.5	9.7	
4. A good deal	19.2	13.3	25.1	18.1	21.1	19.7	20.9	16.7	21.3	20.2	13.6	18.5	18.6	20.6	20.0	21.8	
5. A great deal	10.8	7.1	14.7	7.3	19.4	9.7	7.0	13.4	11.6	11.6	7.3	10.5	12.4	14.3	7.8	7.9	
8. Don't know	12.5	15.5	9.0	12.8	11.7	13.1	11.4	12.2	13.5	11.3	14.4	11.9	12.5	9.4	12.5	31.1	
<i>Item 12310 Subject D06</i>	<i>N</i>	<i>2418</i>	<i>1189</i>	<i>1151</i>	<i>1389</i>	<i>297</i>	<i>420</i>	<i>573</i>	<i>873</i>	<i>551</i>	<i>1896</i>	<i>382</i>	<i>1178</i>	<i>612</i>	<i>214</i>	<i>322</i>	<i>39</i>
<b>A24D:</b> In obtaining top jobs in the professions?																	
1. Not at all	16.0	22.0	10.2	17.1	13.3	16.8	16.2	15.1	16.9	14.4	24.7	14.9	15.7	13.0	23.3	17.2	
2. Very little	16.6	18.3	15.1	19.5	9.4	18.5	17.9	15.1	16.0	17.3	15.6	18.8	16.0	14.9	13.1	10.9	
3. Some	26.2	24.0	28.4	26.9	23.1	26.2	26.1	27.5	24.3	27.1	22.2	27.1	26.4	27.7	23.2	13.5	
4. A good deal	18.7	13.2	24.2	17.7	22.4	19.2	21.2	16.4	19.2	19.7	12.8	17.9	19.3	21.7	18.0	17.2	
5. A great deal	10.2	6.4	14.2	7.1	18.8	7.1	8.5	12.9	10.1	10.6	8.1	9.7	10.8	13.1	8.8	9.5	
8. Don't know	12.3	16.1	7.9	11.7	13.1	12.2	10.2	13.1	13.5	10.9	16.6	11.7	11.8	9.6	13.7	31.8	
<i>Item 12320 Subject D06</i>	<i>N</i>	<i>2413</i>	<i>1188</i>	<i>1148</i>	<i>1387</i>	<i>295</i>	<i>418</i>	<i>574</i>	<i>871</i>	<i>550</i>	<i>1894</i>	<i>383</i>	<i>1175</i>	<i>612</i>	<i>214</i>	<i>322</i>	<i>39</i>
<b>A24E:</b> In getting skilled labor jobs?																	
1. Not at all	13.7	17.0	9.9	14.8	12.1	13.9	15.2	12.5	14.0	12.1	21.8	13.3	15.1	10.1	14.5	22.0	
2. Very little	17.2	18.4	16.3	20.0	12.7	19.2	20.2	16.2	14.1	17.7	15.9	17.8	18.7	13.5	15.1	6.8	
3. Some	25.4	24.6	26.7	25.0	25.8	24.6	24.4	26.0	26.0	26.7	22.0	27.7	24.8	25.5	22.2	2.1	
4. A good deal	17.6	15.4	19.8	17.7	18.8	13.3	21.6	16.1	18.8	18.3	12.2	17.4	16.4	22.9	17.6	14.2	
5. A great deal	11.3	7.3	15.2	9.0	16.8	12.7	8.3	12.6	11.1	11.5	10.9	9.5	11.6	12.5	13.9	21.3	
8. Don't know	14.9	17.4	12.1	13.5	13.7	16.2	10.3	16.6	15.9	13.7	17.2	14.4	13.4	15.5	16.9	33.5	
<i>Item 12330 Subject D06</i>	<i>N</i>	<i>2406</i>	<i>1189</i>	<i>1146</i>	<i>1379</i>	<i>295</i>	<i>412</i>	<i>572</i>	<i>873</i>	<i>549</i>	<i>1894</i>	<i>382</i>	<i>1175</i>	<i>611</i>	<i>214</i>	<i>320</i>	<i>39</i>
<b>A24F:</b> In getting elected to political office?																	
1. Not at all	11.6	17.7	5.4	12.6	11.5	12.9	11.5	11.5	10.7	9.9	19.5	10.8	12.5	5.7	13.7	24.2	
2. Very little	13.8	17.0	11.1	16.6	8.8	12.1	17.6	11.4	15.1	14.6	12.3	13.4	15.3	13.4	15.6	8.7	
3. Some	25.4	26.1	24.4	25.4	23.8	26.7	25.3	25.3	24.7	26.4	20.6	25.3	25.4	29.0	24.6	13.9	
4. A good deal	21.3	16.8	25.5	21.9	19.0	24.8	20.1	21.4	19.5	22.4	15.4	22.3	20.8	22.8	17.3	17.3	
5. A great deal	17.4	9.5	25.9	14.8	25.3	15.0	17.1	18.1	18.2	18.0	15.9	17.4	17.7	21.3	16.4	6.2	
8. Don't know	10.6	12.9	7.7	8.7	11.7	8.5	8.4	12.3	11.9	8.6	16.3	10.7	8.3	7.7	12.3	29.7	
<i>Item 12340 Subject D06, H02</i>	<i>N</i>	<i>2416</i>	<i>1190</i>	<i>1151</i>	<i>1388</i>	<i>297</i>	<i>419</i>	<i>572</i>	<i>873</i>	<i>552</i>	<i>1897</i>	<i>383</i>	<i>1179</i>	<i>612</i>	<i>214</i>	<i>322</i>	<i>39</i>
<b>A24G:</b> In getting equal pay for equal work?																	
1. Not at all	23.1	29.8	16.5	26.1	20.0	24.2	25.9	23.0	19.5	22.5	27.1	22.0	23.7	20.3	28.8	28.0	
2. Very little	15.7	16.2	15.0	16.1	10.7	14.4	15.2	17.0	15.1	16.7	12.3	15.1	16.9	19.5	15.5	6.1	
3. Some	19.8	17.6	22.0	20.5	17.6	20.8	19.4	18.9	20.9	20.2	19.3	20.5	18.6	21.3	19.3	9.0	
4. A good deal	15.8	13.7	17.4	14.6	15.2	17.7	16.4	13.5	17.3	15.5	14.1	15.7	15.4	16.4	14.8	8.6	
5. A great deal	14.1	8.4	20.3	11.5	24.0	11.8	12.9	15.0	15.6	15.0	10.3	15.5	13.9	15.2	8.9	15.8	
8. Don't know	11.6	14.3	8.7	11.1	12.6	11.1	10.2	12.6	11.7	10.1	16.8	11.2	11.5	7.3	12.7	32.6	
<i>Item 12350 Subject D06</i>	<i>N</i>	<i>2416</i>	<i>1191</i>	<i>1151</i>	<i>1390</i>	<i>297</i>	<i>417</i>	<i>574</i>	<i>873</i>	<i>552</i>	<i>1897</i>	<i>383</i>	<i>1178</i>	<i>612</i>	<i>214</i>	<i>323</i>	<i>39</i>
<b>A25:</b> The next questions ask for your opinions on the effects of using certain drugs and other substances. First, how much do you think people risk harming themselves (physically or in other ways), if they . . .																	



## DESCRIPTIVE RESULTS: 2011

205

QUESTIONNAIRE FORM 5 2011	TOTAL	SEX		RACE		REGION				COLLEGE PLANS?		ILLICIT DRUG USE: LIFETIME					
		M	F	White	Black	NE	NC	S	W	Yes	No	None	Mari- juana Only	Few Pills	More Pills	Any Her- oin	
<i>N (Weighted No. of Cases):</i>	2491	1207	1162	1400	305	443	582	906	561	1919	386	1187	619	216	332	40	
<i>% of Weighted Total:</i>	100.0	48.5	46.6	56.2	12.2	17.8	23.4	36.4	22.5	77.0	15.5	47.6	24.9	8.7	13.3	1.6	
<b>A25A:</b> Smoke one or more packs of cigarettes per day																	
1. No risk	3.0	3.6	2.0	1.4	8.6	2.1	2.8	4.5	1.6	2.0	5.1	2.8	2.9	2.6	2.6	8.2	
2. Slight risk	3.0	3.4	2.4	2.5	4.6	2.3	2.1	4.3	2.7	2.4	5.7	1.7	2.2	6.2	5.6	12.7	
3. Moderate risk	14.2	18.2	10.7	16.9	7.2	13.5	16.1	13.0	14.8	13.1	20.9	13.2	11.7	18.7	20.0	20.4	
4. Great risk	77.7	72.6	83.4	78.2	75.6	80.0	78.3	75.1	79.4	80.7	65.2	79.6	81.8	72.4	70.9	53.5	
5. Can't say, drug unfamiliar	2.0	2.3	1.5	1.0	4.0	2.1	0.8	3.1	1.5	1.8	3.1	2.8	1.4	-	0.9	5.3	
<i>Item 12360 Subject A14a</i>	<i>N</i>	<i>2428</i>	<i>1193</i>	<i>1158</i>	<i>1389</i>	<i>301</i>	<i>424</i>	<i>575</i>	<i>879</i>	<i>549</i>	<i>1903</i>	<i>381</i>	<i>1182</i>	<i>617</i>	<i>214</i>	<i>325</i>	<i>39</i>
<b>A25B:</b> Try marijuana (pot, weed) once or twice																	
1. No risk	39.8	46.4	33.0	43.4	31.3	43.8	40.5	34.0	45.3	38.8	46.9	19.6	54.9	57.4	71.6	63.3	
2. Slight risk	28.6	25.5	31.8	29.5	28.4	30.6	26.5	30.5	26.2	29.2	24.8	31.2	31.2	26.7	17.2	16.5	
3. Moderate risk	13.4	11.2	16.0	12.6	12.6	13.3	15.7	11.7	13.8	13.8	11.6	20.1	7.4	7.2	4.1	9.3	
4. Great risk	15.6	13.6	17.6	13.0	24.2	10.2	15.8	19.9	12.6	15.7	13.6	24.8	5.7	8.7	6.1	5.6	
5. Can't say, drug unfamiliar	2.6	3.3	1.6	1.5	3.6	2.1	1.4	3.9	2.2	2.5	3.1	4.2	0.8	-	1.0	5.4	
<i>Item 12370 Subject A14a</i>	<i>N</i>	<i>2425</i>	<i>1192</i>	<i>1157</i>	<i>1389</i>	<i>300</i>	<i>424</i>	<i>576</i>	<i>878</i>	<i>548</i>	<i>1903</i>	<i>381</i>	<i>1181</i>	<i>617</i>	<i>214</i>	<i>324</i>	<i>39</i>
<b>A25C:</b> Smoke marijuana occasionally																	
1. No risk	23.1	28.9	16.6	25.1	20.1	26.2	22.3	21.0	24.9	20.8	33.1	7.5	30.1	36.4	53.3	56.2	
2. Slight risk	26.8	27.2	26.8	28.3	23.0	28.6	26.5	25.4	28.0	27.6	22.9	19.9	37.7	35.4	27.1	20.6	
3. Moderate risk	25.0	21.2	29.2	25.1	25.3	24.5	25.9	24.1	25.8	26.6	20.5	32.2	21.4	17.9	12.2	8.8	
4. Great risk	22.7	19.6	26.1	20.3	28.1	19.0	24.1	25.8	19.1	22.9	20.6	36.4	10.2	10.3	6.2	11.6	
5. Can't say, drug unfamiliar	2.4	3.1	1.4	1.3	3.5	1.8	1.1	3.7	2.3	2.2	2.9	3.9	0.5	-	1.3	2.9	
<i>Item 12380 Subject A14a</i>	<i>N</i>	<i>2425</i>	<i>1193</i>	<i>1155</i>	<i>1389</i>	<i>300</i>	<i>424</i>	<i>576</i>	<i>878</i>	<i>546</i>	<i>1901</i>	<i>381</i>	<i>1182</i>	<i>615</i>	<i>214</i>	<i>325</i>	<i>40</i>
<b>A25D:</b> Smoke marijuana regularly																	
1. No risk	12.8	18.2	6.9	12.6	14.5	15.9	14.3	11.2	11.3	10.2	23.4	4.5	15.7	20.3	27.1	54.4	
2. Slight risk	17.6	19.2	16.0	19.2	13.8	17.3	13.9	17.2	22.6	18.0	15.9	8.0	24.2	29.0	33.2	10.8	
3. Moderate risk	21.4	23.2	19.5	22.2	20.0	22.6	23.1	20.9	19.5	21.5	20.1	18.5	27.1	22.0	21.8	11.2	
4. Great risk	45.7	36.6	55.9	44.8	48.0	42.2	47.9	46.7	44.5	48.0	37.6	65.1	32.3	28.7	16.5	18.2	
5. Can't say, drug unfamiliar	2.5	2.9	1.6	1.1	3.8	2.0	0.8	4.0	2.2	2.2	3.0	3.9	0.7	-	1.4	5.4	
<i>Item 12390 Subject A14a</i>	<i>N</i>	<i>2422</i>	<i>1191</i>	<i>1157</i>	<i>1389</i>	<i>299</i>	<i>423</i>	<i>576</i>	<i>878</i>	<i>546</i>	<i>1901</i>	<i>381</i>	<i>1179</i>	<i>617</i>	<i>214</i>	<i>325</i>	<i>39</i>
<b>A25E:</b> Try LSD once or twice																	
1. No risk	7.2	9.5	4.5	6.6	9.9	5.4	7.1	8.1	7.1	6.2	9.8	3.5	4.6	10.6	18.3	33.4	
2. Slight risk	18.3	19.7	17.2	21.6	7.8	20.5	20.9	15.5	18.1	18.4	19.4	14.0	20.8	19.8	26.9	40.1	
3. Moderate risk	22.4	21.5	23.2	25.6	12.3	23.8	23.0	18.6	26.8	23.2	18.8	22.3	23.5	28.3	18.9	11.8	
4. Great risk	34.7	33.8	36.1	35.4	33.0	34.4	35.9	35.5	32.5	35.9	30.7	40.9	32.6	30.4	24.4	11.8	
5. Can't say, drug unfamiliar	17.5	15.6	18.9	11.0	37.0	16.0	13.0	22.3	15.5	16.4	21.2	19.3	18.5	10.9	11.5	2.9	
<i>Item 12400 Subject A14a</i>	<i>N</i>	<i>2420</i>	<i>1191</i>	<i>1155</i>	<i>1389</i>	<i>300</i>	<i>424</i>	<i>575</i>	<i>877</i>	<i>544</i>	<i>1899</i>	<i>381</i>	<i>1179</i>	<i>614</i>	<i>214</i>	<i>325</i>	<i>39</i>
<b>A25F:</b> Take LSD regularly																	
1. No risk	3.3	4.7	1.7	2.0	8.5	2.4	2.8	4.1	3.1	2.0	7.7	2.6	2.3	2.1	5.5	22.6	
2. Slight risk	2.7	3.0	2.5	2.6	3.7	2.4	2.1	2.8	3.5	2.7	2.4	1.2	1.9	7.6	4.8	21.1	
3. Moderate risk	11.1	13.4	8.8	12.7	5.7	8.1	13.8	11.1	10.6	10.0	16.9	7.9	12.0	11.8	17.3	33.1	
4. Great risk	65.5	63.4	68.3	71.9	44.6	71.4	68.5	59.4	67.4	68.8	52.9	69.0	65.2	68.2	60.8	20.3	
5. Can't say, drug unfamiliar	17.4	15.5	18.8	10.8	37.5	15.6	12.8	22.6	15.3	16.5	20.2	19.3	18.7	10.3	11.6	2.9	
<i>Item 12410 Subject A14a</i>	<i>N</i>	<i>2417</i>	<i>1192</i>	<i>1154</i>	<i>1388</i>	<i>299</i>	<i>423</i>	<i>574</i>	<i>875</i>	<i>545</i>	<i>1899</i>	<i>380</i>	<i>1178</i>	<i>616</i>	<i>214</i>	<i>324</i>	<i>39</i>
<b>A25G:</b> Try heroin once or twice																	
1. No risk	4.1	4.6	3.4	2.2	10.4	3.1	3.9	5.4	2.9	2.9	7.7	3.4	3.4	4.3	5.3	21.6	
2. Slight risk	9.7	9.6	9.9	10.9	7.2	8.6	13.2	8.2	9.4	9.5	10.9	10.4	7.5	7.4	11.7	25.5	
3. Moderate risk	21.6	21.5	21.8	22.1	15.3	23.2	19.0	19.7	26.0	22.8	19.0	22.3	18.5	27.6	20.2	28.5	
4. Great risk	59.1	58.0	61.0	61.1	57.3	60.1	60.5	59.2	56.8	59.8	55.8	57.8	65.1	58.1	59.1	21.5	
5. Can't say, drug unfamiliar	5.5	6.4	3.9	3.7	9.7	5.0	3.4	7.6	4.9	5.0	6.6	6.1	5.5	2.7	3.7	2.9	
<i>Item 12420 Subject A14a</i>	<i>N</i>	<i>2417</i>	<i>1190</i>	<i>1156</i>	<i>1387</i>	<i>301</i>	<i>423</i>	<i>574</i>	<i>876</i>	<i>545</i>	<i>1898</i>	<i>381</i>	<i>1181</i>	<i>613</i>	<i>214</i>	<i>324</i>	<i>39</i>
<b>A25H:</b> Take heroin occasionally																	
1. No risk	3.1	4.1	1.9	1.6	9.8	2.3	2.8	4.5	1.8	2.0	6.1	2.8	2.5	3.5	3.9	5.7	
2. Slight risk	1.9	1.9	2.1	1.1	3.9	2.1	1.8	1.9	1.9	1.6	3.1	1.5	1.9	2.6	1.7	14.9	
3. Moderate risk	12.1	11.4	12.7	13.4	8.2	10.4	15.0	10.3	13.2	12.1	13.1	13.5	8.9	9.4	12.2	39.0	
4. Great risk	77.2	76.0	79.4	80.0	67.7	79.8	77.2	75.2	78.4	79.1	70.9	76.4	81.2	81.9	77.1	35.0	
5. Can't say, drug unfamiliar	5.7	6.7	3.9	3.8	10.3	5.4	3.2	8.1	4.7	5.2	6.8	5.8	5.6	2.7	5.1	5.4	
<i>Item 12430 Subject A14a</i>	<i>N</i>	<i>2421</i>	<i>1191</i>	<i>1157</i>	<i>1389</i>	<i>299</i>	<i>424</i>	<i>573</i>	<i>877</i>	<i>546</i>	<i>1901</i>	<i>381</i>	<i>1180</i>	<i>617</i>	<i>214</i>	<i>325</i>	<i>39</i>



QUESTIONNAIRE FORM 5 2011	TOTAL	SEX		RACE		REGION				COLLEGE PLANS?		ILLICIT DRUG USE: LIFETIME					
		M	F	White	Black	NE	NC	S	W	Yes	No	None	Mari- juana Only	Few Pills	More Pills	Any Her- oin	
<i>N (Weighted No. of Cases):</i>	2491	1207	1162	1400	305	443	582	906	561	1919	386	1187	619	216	332	40	
<i>% of Weighted Total:</i>	100.0	48.5	46.6	56.2	12.2	17.8	23.4	36.4	22.5	77.0	15.5	47.6	24.9	8.7	13.3	1.6	
<b>A25I:</b> Take heroin regularly																	
1. No risk	3.1	4.1	1.9	1.5	10.4	2.4	2.8	4.3	2.1	1.9	6.4	2.9	2.6	2.8	4.0	5.7	
2. Slight risk	0.8	0.6	1.0	0.4	2.4	0.8	0.6	1.3	0.4	0.6	0.9	0.5	0.4	1.7	1.0	7.7	
3. Moderate risk	2.3	3.0	1.7	1.9	2.1	1.5	2.7	3.1	1.5	1.9	4.3	2.6	2.0	1.3	1.6	11.2	
4. Great risk	87.9	85.4	91.4	92.0	74.6	89.2	90.6	83.3	91.4	90.3	81.2	88.2	89.0	91.1	88.2	72.4	
5. Can't say, drug unfamiliar	5.8	6.9	4.0	4.2	10.5	6.1	3.3	8.0	4.6	5.3	7.1	5.8	5.9	3.0	5.2	2.9	
<i>Item 12440 Subject A14a</i>	<i>N</i>	<i>2415</i>	<i>1190</i>	<i>1153</i>	<i>1386</i>	<i>300</i>	<i>424</i>	<i>574</i>	<i>875</i>	<i>541</i>	<i>1895</i>	<i>381</i>	<i>1176</i>	<i>617</i>	<i>214</i>	<i>323</i>	<i>39</i>
<b>A25J:</b> Try sedatives/barbiturates (downers) once or twice																	
1. No risk	7.7	9.3	6.1	7.4	12.8	6.1	8.2	8.2	7.7	6.5	12.2	5.0	4.7	6.4	19.7	43.3	
2. Slight risk	20.1	21.2	19.1	24.4	10.2	22.7	22.5	18.7	17.6	20.5	18.3	17.1	18.7	28.5	29.4	19.3	
3. Moderate risk	24.2	25.2	23.4	25.4	15.1	24.0	24.8	22.6	26.2	25.3	19.8	23.2	26.0	29.8	22.3	24.6	
4. Great risk	27.8	25.1	30.6	27.8	29.6	27.9	27.2	29.1	26.4	28.3	26.7	32.7	27.0	22.8	18.0	3.3	
5. Can't say, drug unfamiliar	20.2	19.3	20.8	15.1	32.3	19.2	17.4	21.4	22.1	19.4	23.0	22.0	23.6	12.5	10.6	9.6	
<i>Item 12455 Subject A14a</i>	<i>N</i>	<i>2412</i>	<i>1187</i>	<i>1154</i>	<i>1389</i>	<i>297</i>	<i>424</i>	<i>572</i>	<i>872</i>	<i>544</i>	<i>1896</i>	<i>379</i>	<i>1178</i>	<i>611</i>	<i>213</i>	<i>324</i>	<i>39</i>
<b>A25K:</b> Take sedatives/barbiturates regularly																	
1. No risk	3.6	4.4	2.4	1.9	10.8	2.4	3.1	5.2	2.3	2.2	7.7	2.9	2.5	2.2	6.4	17.4	
2. Slight risk	4.6	5.0	4.2	5.0	4.6	4.6	5.5	3.3	5.7	4.0	6.9	2.1	2.4	7.2	12.5	30.6	
3. Moderate risk	19.1	21.7	16.7	21.2	11.1	17.0	23.0	18.3	17.8	19.3	18.3	14.9	18.8	24.4	30.6	37.3	
4. Great risk	52.4	49.5	55.8	56.5	40.8	56.5	50.7	51.8	51.9	55.0	43.7	58.2	51.9	53.7	39.3	7.5	
5. Can't say, drug unfamiliar	20.4	19.4	20.9	15.4	32.8	19.5	17.7	21.3	22.2	19.6	23.3	21.8	24.4	12.5	11.2	7.1	
<i>Item 12465 Subject A14a</i>	<i>N</i>	<i>2412</i>	<i>1187</i>	<i>1154</i>	<i>1387</i>	<i>297</i>	<i>424</i>	<i>572</i>	<i>871</i>	<i>544</i>	<i>1894</i>	<i>380</i>	<i>1176</i>	<i>612</i>	<i>214</i>	<i>324</i>	<i>39</i>
<b>A25L:</b> Try amphetamines (uppers, speed, Adderall, Ritalin, etc.) once or twice																	
1. No risk	10.3	11.8	8.4	10.7	12.4	9.5	10.5	10.8	9.7	9.6	11.9	5.6	7.2	14.5	26.9	34.5	
2. Slight risk	19.3	20.4	18.4	22.8	11.4	18.2	24.0	18.2	16.9	19.2	19.7	16.7	18.5	27.3	27.2	13.1	
3. Moderate risk	23.6	23.7	23.7	25.5	18.2	23.7	23.5	22.8	25.0	24.7	18.4	25.1	22.2	20.4	22.1	37.0	
4. Great risk	34.8	32.2	37.7	34.0	36.0	35.2	33.3	35.1	35.6	35.7	33.3	39.1	38.3	29.6	19.4	7.9	
5. Can't say, drug unfamiliar	12.0	12.0	11.8	6.9	22.0	13.4	8.7	13.1	12.8	10.7	16.8	13.4	13.8	8.1	4.4	7.5	
<i>Item 12470 Subject A14a</i>	<i>N</i>	<i>2416</i>	<i>1194</i>	<i>1154</i>	<i>1388</i>	<i>300</i>	<i>424</i>	<i>573</i>	<i>872</i>	<i>547</i>	<i>1902</i>	<i>380</i>	<i>1181</i>	<i>614</i>	<i>214</i>	<i>323</i>	<i>39</i>
<b>A25M:</b> Take amphetamines regularly																	
1. No risk	4.3	5.0	3.4	2.7	10.5	3.1	3.7	6.1	3.1	3.3	6.7	3.3	3.2	3.4	7.7	20.7	
2. Slight risk	6.1	7.6	4.5	7.0	4.4	4.0	8.6	5.2	6.5	5.3	8.3	2.5	5.2	8.8	17.2	25.3	
3. Moderate risk	17.8	19.8	15.7	20.7	9.3	16.9	20.5	17.9	15.5	17.9	18.4	14.3	17.2	25.4	27.2	15.1	
4. Great risk	58.7	54.8	62.9	61.5	51.3	61.3	56.9	56.7	61.7	61.6	48.7	65.3	59.2	51.9	42.8	31.4	
5. Can't say, drug unfamiliar	13.2	12.8	13.4	8.0	24.7	14.7	10.4	14.2	13.2	11.8	17.9	14.6	15.3	10.5	5.1	7.5	
<i>Item 12480 Subject A14a</i>	<i>N</i>	<i>2408</i>	<i>1188</i>	<i>1156</i>	<i>1383</i>	<i>300</i>	<i>420</i>	<i>573</i>	<i>870</i>	<i>544</i>	<i>1899</i>	<i>379</i>	<i>1179</i>	<i>612</i>	<i>213</i>	<i>325</i>	<i>39</i>
<b>A25N:</b> Try cocaine once or twice																	
1. No risk	5.5	6.7	4.2	4.0	11.2	3.9	5.5	6.8	4.8	4.3	9.4	3.8	3.8	5.7	12.3	24.7	
2. Slight risk	12.3	12.0	13.0	13.7	7.9	13.2	14.1	8.9	15.4	12.2	13.8	10.2	10.0	14.0	21.0	37.3	
3. Moderate risk	23.0	25.1	21.3	25.3	12.1	24.9	23.4	21.1	24.4	23.7	22.0	22.8	20.1	34.3	22.5	18.4	
4. Great risk	54.0	50.2	58.3	53.6	60.8	52.1	54.0	57.0	50.9	55.3	48.8	57.3	60.3	43.8	42.6	16.6	
5. Can't say, drug unfamiliar	5.0	6.0	3.3	3.4	8.0	6.0	3.0	6.3	4.4	4.5	5.9	5.8	5.7	2.2	1.6	2.9	
<i>Item 12490 Subject A14a</i>	<i>N</i>	<i>2414</i>	<i>1190</i>	<i>1157</i>	<i>1387</i>	<i>299</i>	<i>423</i>	<i>574</i>	<i>871</i>	<i>546</i>	<i>1900</i>	<i>380</i>	<i>1180</i>	<i>612</i>	<i>214</i>	<i>325</i>	<i>39</i>
<b>A25O:</b> Take cocaine regularly																	
1. No risk	2.9	3.8	1.8	1.2	10.4	2.6	2.2	4.3	1.7	1.8	6.1	2.7	2.2	2.5	3.6	11.5	
2. Slight risk	1.9	2.4	1.4	1.8	1.5	1.7	2.0	1.1	3.1	1.6	3.4	0.4	1.0	2.5	4.1	36.0	
3. Moderate risk	6.6	7.9	5.3	6.7	5.2	6.4	7.5	5.6	7.2	5.9	10.9	5.9	6.7	8.5	7.1	6.0	
4. Great risk	83.8	79.8	88.3	86.9	75.3	84.2	85.0	83.0	83.5	86.4	73.5	85.4	84.2	84.3	83.2	43.5	
5. Can't say, drug unfamiliar	4.9	6.1	3.2	3.3	7.5	5.1	3.3	6.1	4.5	4.3	6.1	5.6	5.9	2.2	2.0	2.9	
<i>Item 12500 Subject A14a</i>	<i>N</i>	<i>2408</i>	<i>1189</i>	<i>1155</i>	<i>1384</i>	<i>297</i>	<i>419</i>	<i>575</i>	<i>869</i>	<i>546</i>	<i>1898</i>	<i>380</i>	<i>1179</i>	<i>613</i>	<i>214</i>	<i>323</i>	<i>39</i>
<b>A25P:</b> Try one or two drinks of an alcoholic beverage (beer, wine, liquor)																	
1. No risk	48.1	52.5	44.0	54.5	32.2	52.1	50.0	42.7	51.6	48.3	49.8	36.2	54.5	60.1	69.9	66.5	
2. Slight risk	31.6	27.9	35.6	30.3	36.4	33.8	32.1	31.6	29.4	32.5	28.9	35.8	31.3	32.6	17.9	16.7	
3. Moderate risk	9.0	7.7	10.2	7.3	10.8	7.8	7.6	10.5	9.1	9.1	5.9	12.6	6.5	4.5	4.3	4.3	
4. Great risk	9.4	9.8	9.0	7.0	16.2	5.3	9.6	11.9	8.3	8.7	12.1	12.5	6.7	2.4	7.2	9.6	
5. Can't say, drug unfamiliar	1.9	2.1	1.2	1.0	4.5	1.0	0.7	3.3	1.7	1.5	3.3	2.9	1.0	0.3	0.7	2.9	
<i>Item 12510 Subject A14a</i>	<i>N</i>	<i>2408</i>	<i>1190</i>	<i>1154</i>	<i>1382</i>	<i>301</i>	<i>420</i>	<i>572</i>	<i>871</i>	<i>545</i>	<i>1898</i>	<i>379</i>	<i>1176</i>	<i>615</i>	<i>214</i>	<i>325</i>	<i>39</i>



## DESCRIPTIVE RESULTS: 2011

207

QUESTIONNAIRE FORM 5 2011	TOTAL	SEX		RACE		REGION				COLLEGE PLANS?		ILLICIT DRUG USE: LIFETIME				
		M	F	White	Black	NE	NC	S	W	Yes	No	None	Mari- juana Only	Few Pills	More Pills	Any Her- oin
<i>N (Weighted No. of Cases):</i>	2491	1207	1162	1400	305	443	582	906	561	1919	386	1187	619	216	332	40
<i>% of Weighted Total:</i>	100.0	48.5	46.6	56.2	12.2	17.8	23.4	36.4	22.5	77.0	15.5	47.6	24.9	8.7	13.3	1.6
<b>A25Q:</b> Take one or two drinks nearly every day																
1. No risk	13.2	17.7	8.2	14.1	15.0	12.2	13.7	13.4	13.3	11.3	20.0	9.0	14.7	16.2	20.6	35.8
2. Slight risk	25.1	28.8	21.4	27.3	16.4	27.1	26.0	22.8	26.6	25.1	26.5	21.0	25.2	32.0	33.4	28.7
3. Moderate risk	35.1	31.5	39.2	36.2	32.1	36.9	36.9	33.4	34.4	36.3	31.2	35.8	37.2	36.4	31.3	24.6
4. Great risk	24.6	19.7	29.8	21.4	31.5	23.0	22.7	27.0	24.1	25.7	19.0	31.3	21.7	15.0	14.0	7.9
5. Can't say, drug unfamiliar	2.0	2.2	1.3	1.0	5.0	0.9	0.8	3.5	1.6	1.6	3.2	2.9	1.1	0.3	0.7	2.9
<i>Item 12520 Subject A14a</i>	<i>N</i> 2414	1193	1157	1386	301	420	575	872	548	1903	381	1182	614	214	325	39
<b>A25R:</b> Take four or five drinks nearly every day																
1. No risk	4.2	5.7	2.3	2.6	9.9	4.0	3.1	5.5	3.4	2.8	7.9	3.4	3.8	3.5	4.9	23.0
2. Slight risk	7.9	10.8	5.0	9.8	5.6	7.3	10.1	7.4	7.1	6.7	13.1	4.8	8.8	11.0	14.0	22.3
3. Moderate risk	23.4	27.4	19.2	24.4	16.3	26.0	23.4	22.2	23.5	23.0	27.5	19.7	26.3	25.1	31.2	15.6
4. Great risk	62.3	53.7	72.1	62.1	62.4	61.3	62.1	61.6	64.3	65.7	48.2	69.2	59.3	60.1	49.2	36.3
5. Can't say, drug unfamiliar	2.2	2.4	1.5	1.1	5.9	1.3	1.4	3.5	1.6	1.8	3.2	2.9	1.8	0.3	0.7	2.9
<i>Item 12530 Subject A14a</i>	<i>N</i> 2415	1193	1157	1385	300	420	575	872	549	1902	381	1181	615	214	325	39
<b>A25S:</b> Have five or more drinks once or twice each weekend																
1. No risk	8.2	10.4	5.5	8.1	10.7	9.7	8.2	8.7	6.1	6.3	13.8	5.6	8.1	9.7	14.9	22.8
2. Slight risk	15.1	16.9	13.2	16.9	11.3	14.3	18.1	14.1	14.0	15.2	14.5	7.8	19.6	20.7	27.0	29.2
3. Moderate risk	27.0	28.7	25.7	30.4	17.8	28.8	28.3	24.1	28.8	27.5	27.9	22.7	32.5	34.8	29.2	22.8
4. Great risk	47.6	41.3	54.4	43.4	54.8	46.4	44.0	49.5	49.4	49.3	40.2	61.0	38.0	34.5	27.9	22.3
5. Can't say, drug unfamiliar	2.2	2.7	1.3	1.2	5.4	0.8	1.4	3.7	1.7	1.7	3.6	2.9	1.8	0.3	1.0	2.9
<i>Item 12540 Subject A14a</i>	<i>N</i> 2410	1192	1155	1382	301	418	574	870	547	1899	380	1178	614	214	325	39
<b>A25T:</b> Take cocaine occasionally																
1. No risk	4.0	5.4	2.3	2.5	9.8	3.0	3.0	5.4	3.7	2.7	7.3	3.0	2.4	5.6	7.0	16.1
2. Slight risk	4.5	5.0	4.0	4.7	3.2	4.5	5.0	3.0	6.5	3.6	8.1	3.0	3.4	5.6	7.3	43.2
3. Moderate risk	17.4	17.1	17.7	20.3	9.2	19.3	18.8	15.3	18.0	18.2	14.9	14.5	16.7	25.4	25.9	13.9
4. Great risk	69.7	67.3	73.0	69.8	71.1	69.3	70.3	70.8	67.5	71.5	64.7	74.4	72.4	61.6	58.1	23.9
5. Can't say, drug unfamiliar	4.3	5.3	2.9	2.8	6.7	3.9	2.9	5.6	4.2	4.1	5.0	5.1	5.1	1.8	1.8	2.9
<i>Item 12495 Subject A14a</i>	<i>N</i> 2409	1189	1156	1382	300	419	574	869	548	1896	381	1178	615	214	324	39
<b>A25U:</b> Use smokeless tobacco regularly (chewing tobacco, plug, dipping tobacco, snuff)																
1. No risk	5.9	8.1	3.2	5.2	11.2	5.5	4.4	7.7	4.7	4.1	12.0	4.6	5.1	5.2	10.5	16.0
2. Slight risk	16.0	19.1	12.8	18.9	11.9	19.0	20.0	14.8	11.2	15.5	18.2	12.5	17.9	20.6	21.0	21.5
3. Moderate risk	30.9	29.9	31.9	33.3	21.3	27.4	32.7	28.3	35.9	32.0	26.6	27.8	35.1	33.5	34.7	21.5
4. Great risk	42.6	36.9	49.0	40.4	45.9	44.4	40.7	42.7	43.0	44.3	36.9	49.4	37.8	39.4	30.3	31.4
5. Can't say, drug unfamiliar	4.7	5.9	3.1	2.2	9.8	3.7	2.3	6.4	5.1	4.1	6.3	5.6	4.0	1.3	3.5	9.6
<i>Item 12365 Subject A14a</i>	<i>N</i> 2414	1194	1156	1386	301	419	575	873	547	1901	381	1181	615	214	325	39
This section asks for your views and feelings about a number of different things.																
<b>D01:</b> Do you agree or disagree with each of the following?																
<b>D01A:</b> I take a positive attitude toward myself																
1. Disagree	3.2	3.3	3.0	2.8	1.5	6.0	1.6	2.9	3.3	3.0	4.4	3.3	3.0	1.7	4.6	2.6
2. Mostly disagree	6.2	4.0	8.5	6.6	3.7	8.5	7.6	4.4	6.0	5.7	8.4	5.1	6.3	7.8	8.3	12.5
3. Neither	7.5	7.9	7.1	7.8	4.7	10.5	6.8	7.5	6.2	7.0	9.8	7.1	7.3	10.7	6.3	11.7
4. Mostly agree	42.1	39.3	44.7	46.5	30.0	39.4	47.5	40.0	41.6	42.4	42.3	44.3	38.8	47.8	38.0	34.6
5. Agree	41.0	45.4	36.7	36.3	60.1	35.6	36.6	45.1	42.9	41.9	35.1	40.2	44.6	32.1	42.8	38.5
<i>Item 12550 Subject Q01</i>	<i>N</i> 2289	1129	1122	1341	273	372	562	813	542	1880	372	1132	572	205	312	37
<b>D01B:</b> Good luck is more important than hard work for success																
1. Disagree	34.7	33.4	36.1	33.6	41.7	30.2	33.5	35.1	38.2	34.6	35.0	37.4	30.1	33.8	34.6	40.5
2. Mostly disagree	33.8	33.0	34.6	36.5	23.7	38.1	35.9	29.8	34.5	34.4	31.4	33.5	36.8	39.5	27.9	20.4
3. Neither	20.6	21.0	20.4	21.1	17.1	20.4	21.6	22.0	17.7	20.5	20.2	19.0	20.8	20.4	24.5	29.3
4. Mostly agree	7.4	9.1	5.5	6.3	8.5	8.6	5.2	8.1	7.8	7.2	8.8	6.6	8.2	4.4	9.3	9.8
5. Agree	3.5	3.5	3.4	2.4	9.0	2.7	3.7	4.9	1.7	3.3	4.6	3.5	4.2	1.9	3.7	-
<i>Item 12560 Subject Q02</i>	<i>N</i> 2287	1131	1119	1342	269	371	562	812	542	1877	372	1131	574	205	311	37



QUESTIONNAIRE FORM 5 2011	TOTAL	SEX		RACE		REGION				COLLEGE PLANS?		ILLICIT DRUG USE: LIFETIME				
		M	F	White	Black	NE	NC	S	W	Yes	No	None	Mari- juana Only	Few Pills	More Pills	Any Her- oin
<i>N (Weighted No. of Cases):</i>	2491	1207	1162	1400	305	443	582	906	561	1919	386	1187	619	216	332	40
<i>% of Weighted Total:</i>	100.0	48.5	46.6	56.2	12.2	17.8	23.4	36.4	22.5	77.0	15.5	47.6	24.9	8.7	13.3	1.6
<b>D01C:</b> I feel I am a person of worth, on an equal plane with others																
1. Disagree	2.1	2.4	1.6	2.4	0.9	2.3	1.5	1.5	3.3	1.4	4.7	2.1	1.5	0.2	3.8	7.8
2. Mostly disagree	5.1	4.6	5.7	4.8	3.9	6.2	4.8	5.1	4.6	4.9	6.1	4.4	4.3	9.1	6.1	6.8
3. Neither	12.7	14.0	11.0	12.0	10.7	15.4	10.5	14.3	10.7	12.2	15.5	11.9	12.2	12.5	14.0	18.4
4. Mostly agree	38.0	37.4	38.7	42.5	28.8	38.8	46.3	32.0	37.6	37.7	39.1	39.1	38.5	44.4	30.4	31.0
5. Agree	42.2	41.6	43.0	38.3	55.6	37.3	36.9	47.0	43.9	43.8	34.6	42.5	43.4	33.7	45.7	36.0
<i>Item 12570 Subject Q01</i>	<i>N</i> 2288	1130	1120	1344	271	371	562	814	541	1878	373	1131	573	205	312	38
<b>D01D:</b> I am able to do things as well as most other people																
1. Disagree	1.2	1.4	0.7	1.5	1.0	1.0	1.0	0.9	2.1	0.7	3.7	0.9	1.2	1.2	2.2	3.8
2. Mostly disagree	2.6	2.1	3.2	1.9	3.9	3.7	2.0	2.7	2.5	2.4	4.1	2.9	3.2	0.7	2.1	2.6
3. Neither	8.5	9.3	7.7	8.3	7.1	9.6	7.5	8.1	9.2	7.4	12.6	8.5	7.3	8.2	9.0	16.3
4. Mostly agree	41.9	39.2	44.6	45.3	30.4	48.0	46.9	37.8	38.7	42.4	40.1	42.6	41.2	44.4	38.7	39.0
5. Agree	45.8	48.0	43.8	43.0	57.6	37.7	42.6	50.6	47.4	47.1	39.5	45.0	47.1	45.5	48.1	38.3
<i>Item 12580 Subject Q01</i>	<i>N</i> 2287	1130	1119	1342	271	370	562	814	541	1877	373	1130	573	205	311	38
<b>D01E:</b> Every time I try to get ahead, something or somebody stops me																
1. Disagree	17.5	16.8	18.3	16.7	21.4	16.1	15.1	18.2	19.8	18.0	14.0	19.5	16.7	16.6	14.2	12.7
2. Mostly disagree	30.1	29.8	30.1	34.7	19.1	29.9	30.6	28.2	32.6	31.0	26.8	29.7	30.3	28.3	28.9	38.7
3. Neither	28.6	30.5	26.8	28.5	23.4	32.1	30.6	27.1	26.2	28.2	29.8	27.7	28.4	29.0	32.3	28.3
4. Mostly agree	17.0	15.9	18.1	15.7	21.2	16.0	18.0	17.8	15.4	16.1	22.4	16.1	18.4	18.1	17.2	17.9
5. Agree	6.9	7.0	6.6	4.4	14.8	5.8	5.7	8.8	6.0	6.6	7.0	7.0	6.2	7.9	7.4	2.3
<i>Item 12590 Subject Q02</i>	<i>N</i> 2290	1129	1119	1347	270	375	562	813	540	1877	372	1130	573	205	311	37
<b>D01F:</b> Planning only makes a person unhappy since plans hardly ever work out anyway																
1. Disagree	27.5	23.6	31.8	26.9	29.3	24.0	26.8	27.1	31.1	29.0	20.0	30.9	25.1	26.3	22.6	22.5
2. Mostly disagree	31.2	31.7	30.8	35.2	23.6	31.5	33.9	28.4	32.3	32.5	26.0	30.8	32.8	31.4	31.9	12.9
3. Neither	21.4	24.2	18.4	20.7	20.4	25.4	18.8	22.5	19.9	20.2	26.7	21.1	20.0	20.3	23.3	32.1
4. Mostly agree	12.9	12.9	13.1	12.1	12.9	12.4	14.3	14.1	10.2	12.0	18.2	10.8	14.9	16.2	14.8	16.6
5. Agree	6.9	7.7	5.9	5.1	13.8	6.7	6.1	7.9	6.5	6.3	9.0	6.4	7.2	5.8	7.4	15.9
<i>Item 12600 Subject Q02</i>	<i>N</i> 2286	1128	1117	1345	268	372	561	811	542	1872	372	1126	573	204	312	38
<b>D01G:</b> People who accept their condition in life are happier than those who try to change things																
1. Disagree	13.6	14.7	12.3	11.9	17.1	10.6	12.2	14.1	16.2	14.0	12.0	12.3	13.8	13.3	18.1	10.5
2. Mostly disagree	16.5	17.9	15.1	19.4	9.5	16.2	17.9	15.6	16.5	17.5	11.0	15.6	17.2	20.0	16.0	13.7
3. Neither	26.4	27.0	25.8	27.0	22.6	30.1	26.2	25.6	25.3	25.0	33.4	27.6	25.8	25.9	23.8	31.5
4. Mostly agree	26.2	25.9	26.5	27.5	21.0	28.1	26.9	25.3	25.3	25.8	27.8	25.8	26.3	24.3	28.6	26.3
5. Agree	17.4	14.5	20.3	14.2	29.8	15.0	16.8	19.4	16.7	17.7	15.8	18.8	16.9	16.5	13.5	17.9
<i>Item 12610 Subject Q02</i>	<i>N</i> 2285	1128	1116	1344	268	373	560	813	540	1872	372	1126	573	204	311	37
<b>D01H:</b> On the whole, I'm satisfied with myself																
1. Disagree	3.5	3.0	3.7	3.1	4.9	4.6	2.8	3.7	3.0	3.3	4.7	3.0	4.3	2.4	3.7	10.4
2. Mostly disagree	7.5	7.2	7.9	6.7	5.4	9.5	7.8	7.2	6.3	7.4	8.6	7.9	7.8	7.4	4.9	15.5
3. Neither	10.7	12.0	9.3	9.9	9.2	12.2	10.3	10.2	10.7	10.1	12.9	9.6	8.9	14.1	14.4	15.7
4. Mostly agree	36.6	35.4	37.8	39.8	25.6	37.0	40.7	33.5	36.9	36.4	35.9	36.1	36.7	39.6	37.7	23.3
5. Agree	41.7	42.4	41.3	40.4	55.0	36.7	38.4	45.4	43.1	42.8	37.8	43.4	42.2	36.5	39.4	35.1
<i>Item 12620 Subject P01, Q01</i>	<i>N</i> 2284	1127	1115	1341	268	373	560	809	541	1874	369	1126	572	204	311	37
<b>D01I:</b> People like me don't have much of a chance to be successful in life																
1. Disagree	55.5	51.2	60.4	57.1	54.1	49.9	58.2	54.9	57.5	58.6	41.6	59.1	55.7	52.9	47.2	39.0
2. Mostly disagree	22.3	24.0	20.4	24.1	20.3	24.2	22.0	23.1	20.0	21.8	24.0	20.6	24.0	23.6	23.4	28.4
3. Neither	13.6	14.6	12.6	12.1	10.9	17.6	11.1	12.9	14.6	12.2	20.1	12.4	12.5	13.0	19.5	16.4
4. Mostly agree	5.4	6.4	4.2	4.7	5.8	6.6	5.4	4.9	5.4	4.4	10.2	4.6	4.8	8.7	6.1	12.6
5. Agree	3.2	3.8	2.4	2.0	9.0	1.6	3.4	4.2	2.6	2.9	4.2	3.2	3.0	1.9	3.8	3.6
<i>Item 12630 Subject Q02</i>	<i>N</i> 2282	1126	1115	1340	267	371	559	809	542	1872	369	1127	572	204	309	36



DESCRIPTIVE RESULTS: 2011

209

QUESTIONNAIRE FORM 5 2011	TOTAL	SEX		RACE		REGION				COLLEGE PLANS?		ILLICIT DRUG USE: LIFETIME					
		M	F	White	Black	NE	NC	S	W	Yes	No	None	Mari- juana Only	Few Pills	More Pills	Any Her- oin	
<i>N (Weighted No. of Cases):</i>	2491	1207	1162	1400	305	443	582	906	561	1919	386	1187	619	216	332	40	
<i>% of Weighted Total:</i>	100.0	48.5	46.6	56.2	12.2	17.8	23.4	36.4	22.5	77.0	15.5	47.6	24.9	8.7	13.3	1.6	
<b>D01J:</b> When I make plans, I am almost certain that I can make them work																	
1. Disagree	2.1	2.5	1.5	1.9	3.2	1.8	2.0	2.0	2.3	1.7	4.2	2.1	2.5	1.3	1.5	5.3	
2. Mostly disagree	6.4	5.7	7.2	6.5	5.7	10.7	5.4	6.6	4.3	6.4	6.7	5.1	8.9	7.4	5.4	16.0	
3. Neither	18.1	20.6	15.9	18.3	16.2	18.6	18.4	16.8	19.6	17.1	23.7	17.1	18.7	14.8	20.6	36.1	
4. Mostly agree	46.4	45.3	47.2	49.5	33.4	45.2	49.1	43.9	48.4	47.8	39.6	46.3	42.5	57.7	48.2	32.9	
5. Agree	26.9	25.9	28.2	23.7	41.5	23.7	25.0	30.7	25.5	27.0	25.9	29.4	27.3	18.8	24.3	9.8	
<i>Item 12640 Subject Q02</i>	<i>N</i>	<i>2280</i>	<i>1126</i>	<i>1113</i>	<i>1342</i>	<i>264</i>	<i>373</i>	<i>560</i>	<i>806</i>	<i>541</i>	<i>1869</i>	<i>370</i>	<i>1123</i>	<i>572</i>	<i>204</i>	<i>311</i>	<i>37</i>
<b>D01K:</b> A lot of times I feel lonely																	
1. Disagree	29.9	30.9	28.7	29.8	38.2	30.5	26.3	32.7	29.2	29.9	29.6	32.1	30.3	19.9	31.1	15.2	
2. Mostly disagree	24.5	23.6	25.4	27.1	19.8	20.9	28.0	21.9	27.1	24.6	24.7	23.5	25.7	29.1	21.6	28.0	
3. Neither	18.9	20.2	17.3	19.6	17.2	21.1	20.3	18.0	17.1	18.0	21.8	20.2	15.5	19.2	20.4	5.1	
4. Mostly agree	18.3	18.1	18.9	17.0	16.2	18.4	19.9	18.2	16.7	19.0	15.1	16.4	19.8	24.0	17.1	32.8	
5. Agree	8.4	7.2	9.7	6.5	8.6	9.1	5.5	9.2	9.8	8.4	8.7	7.8	8.8	7.8	9.8	19.0	
<i>Item 12650 Subject Q03</i>	<i>N</i>	<i>2270</i>	<i>1109</i>	<i>1112</i>	<i>1339</i>	<i>260</i>	<i>373</i>	<i>560</i>	<i>800</i>	<i>537</i>	<i>1845</i>	<i>368</i>	<i>1111</i>	<i>570</i>	<i>202</i>	<i>309</i>	<i>38</i>
<b>D01L:</b> I feel I do not have much to be proud of																	
1. Disagree	45.5	44.8	46.7	46.5	57.2	44.7	42.8	48.5	44.4	47.2	39.1	50.4	46.3	34.2	36.4	36.1	
2. Mostly disagree	24.7	22.8	26.0	26.8	19.9	24.1	29.0	21.0	25.9	25.2	21.2	23.4	23.8	31.2	27.3	18.9	
3. Neither	12.7	15.6	9.5	12.0	8.7	13.4	12.6	13.7	10.8	11.5	16.2	11.7	10.9	14.4	14.8	16.9	
4. Mostly agree	12.2	12.5	12.2	10.8	7.1	14.0	11.5	11.6	12.8	11.5	16.0	10.5	12.7	15.5	16.2	14.0	
5. Agree	4.9	4.3	5.5	3.9	7.0	3.9	4.1	5.1	6.2	4.5	7.5	4.0	6.3	4.7	5.3	14.1	
<i>Item 12660 Subject Q01</i>	<i>N</i>	<i>2273</i>	<i>1112</i>	<i>1114</i>	<i>1341</i>	<i>262</i>	<i>374</i>	<i>560</i>	<i>801</i>	<i>538</i>	<i>1848</i>	<i>369</i>	<i>1114</i>	<i>569</i>	<i>202</i>	<i>310</i>	<i>37</i>
<b>D01M:</b> There is always someone I can turn to if I need help																	
1. Disagree	3.7	4.9	2.3	2.8	6.3	2.2	2.8	4.4	4.4	2.9	7.3	3.1	3.0	1.9	7.3	7.9	
2. Mostly disagree	5.5	4.8	5.8	4.4	7.5	7.6	3.9	7.0	3.3	5.6	4.0	4.4	5.1	5.7	8.5	12.0	
3. Neither	9.1	10.0	7.9	8.4	9.2	9.1	8.5	10.3	7.7	8.2	11.6	6.9	10.0	12.6	9.2	20.1	
4. Mostly agree	28.5	31.7	25.8	30.0	24.0	27.5	31.2	24.2	32.9	29.1	25.4	29.9	25.3	30.0	29.9	33.2	
5. Agree	53.3	48.6	58.3	54.4	53.1	53.5	53.5	54.1	51.6	54.2	51.7	55.7	56.7	49.7	45.1	26.9	
<i>Item 12670 Subject Q03</i>	<i>N</i>	<i>2267</i>	<i>1111</i>	<i>1110</i>	<i>1340</i>	<i>260</i>	<i>374</i>	<i>559</i>	<i>800</i>	<i>534</i>	<i>1845</i>	<i>369</i>	<i>1109</i>	<i>570</i>	<i>201</i>	<i>310</i>	<i>37</i>
<b>D01N:</b> Sometimes I think that I am no good at all																	
1. Disagree	40.6	43.8	37.2	38.8	55.3	37.7	38.2	44.7	38.9	41.5	37.3	42.2	43.4	33.5	36.2	27.0	
2. Mostly disagree	22.6	19.9	25.3	26.0	15.6	22.5	25.6	20.2	23.2	22.6	22.5	23.7	20.8	20.8	23.3	18.6	
3. Neither	15.5	16.2	14.9	14.9	12.6	17.0	16.2	15.3	14.3	14.2	19.6	15.5	12.9	19.1	16.7	14.4	
4. Mostly agree	14.0	14.0	14.1	13.5	10.5	13.3	14.8	13.0	15.0	14.3	13.2	12.2	14.9	18.4	16.3	18.0	
5. Agree	7.3	6.1	8.6	6.6	6.0	9.6	5.2	6.9	8.6	7.4	7.3	6.3	8.0	8.2	7.6	22.0	
<i>Item 12680 Subject Q01</i>	<i>N</i>	<i>2260</i>	<i>1106</i>	<i>1107</i>	<i>1334</i>	<i>258</i>	<i>367</i>	<i>560</i>	<i>799</i>	<i>535</i>	<i>1838</i>	<i>369</i>	<i>1107</i>	<i>569</i>	<i>201</i>	<i>310</i>	<i>36</i>
<b>D01O:</b> I often feel left out of things																	
1. Disagree	28.6	30.6	26.6	26.4	46.2	25.8	26.6	32.3	27.1	28.2	30.7	29.7	30.3	21.1	29.3	20.5	
2. Mostly disagree	22.8	21.9	23.7	25.6	16.9	22.7	23.5	21.1	24.7	23.8	17.5	22.2	24.6	22.8	21.2	17.9	
3. Neither	20.5	21.8	18.8	21.0	15.3	23.2	20.1	19.2	20.9	19.5	24.4	21.0	19.0	20.2	19.7	16.0	
4. Mostly agree	18.6	17.4	20.0	18.4	13.0	17.6	22.3	17.0	17.8	18.9	16.8	17.4	19.1	24.6	19.2	19.3	
5. Agree	9.5	8.2	10.8	8.5	8.6	10.7	7.4	10.4	9.5	9.5	10.7	9.7	7.1	11.3	10.5	26.3	
<i>Item 12690 Subject Q03</i>	<i>N</i>	<i>2253</i>	<i>1102</i>	<i>1105</i>	<i>1328</i>	<i>259</i>	<i>367</i>	<i>559</i>	<i>794</i>	<i>534</i>	<i>1836</i>	<i>363</i>	<i>1105</i>	<i>567</i>	<i>201</i>	<i>307</i>	<i>36</i>
<b>D01P:</b> I believe a person is master of his/her own fate																	
1. Disagree	5.3	4.3	6.1	4.7	10.0	5.1	4.9	6.1	4.5	5.0	6.7	5.7	6.1	3.3	4.1	-	
2. Mostly disagree	5.2	6.4	4.2	5.1	4.6	7.9	5.7	4.1	4.7	4.9	7.2	4.3	5.5	6.2	7.5	7.3	
3. Neither	17.4	15.9	18.8	17.6	17.1	21.3	18.0	17.2	14.4	16.6	21.4	17.7	15.4	15.0	18.9	25.6	
4. Mostly agree	31.9	32.0	31.8	36.4	20.5	29.2	38.0	28.9	32.0	32.1	31.3	32.0	30.7	35.5	30.7	41.8	
5. Agree	40.2	41.3	39.1	36.2	47.9	36.7	33.4	43.7	44.5	41.5	33.4	40.3	42.3	40.1	38.9	25.3	
<i>Item 12700 Subject Q02</i>	<i>N</i>	<i>2247</i>	<i>1098</i>	<i>1107</i>	<i>1324</i>	<i>261</i>	<i>365</i>	<i>559</i>	<i>794</i>	<i>530</i>	<i>1835</i>	<i>362</i>	<i>1101</i>	<i>568</i>	<i>201</i>	<i>308</i>	<i>36</i>



QUESTIONNAIRE FORM 5 2011	TOTAL	SEX		RACE		REGION				COLLEGE PLANS?		ILLICIT DRUG USE: LIFETIME				
		M	F	White	Black	NE	NC	S	W	Yes	No	None	Mari- juana Only	Few Pills	More Pills	Any Her- oin
<i>N (Weighted No. of Cases):</i>	2491	1207	1162	1400	305	443	582	906	561	1919	386	1187	619	216	332	40
<i>% of Weighted Total:</i>	100.0	48.5	46.6	56.2	12.2	17.8	23.4	36.4	22.5	77.0	15.5	47.6	24.9	8.7	13.3	1.6
<b>D01Q:</b> There is usually someone I can talk to, if I need to																
1. Disagree	3.4	4.0	2.7	2.5	6.4	1.6	2.3	4.7	3.8	2.5	7.5	3.2	2.5	1.9	5.8	8.3
2. Mostly disagree	4.2	4.6	3.5	3.6	5.7	5.5	2.6	5.4	3.5	4.0	4.8	3.3	3.8	6.4	5.1	12.5
3. Neither	8.7	10.1	7.2	7.8	7.1	10.1	9.4	8.4	7.3	8.1	10.7	7.0	8.9	7.8	11.7	25.9
4. Mostly agree	26.4	27.6	25.4	27.9	23.1	26.5	27.9	24.7	27.2	27.4	21.3	27.0	24.5	29.3	28.3	12.1
5. Agree	57.3	53.7	61.2	58.2	57.7	56.3	57.9	56.8	58.2	58.0	55.7	59.5	60.3	54.5	49.0	41.1
<i>Item 12710 Subject Q03</i>	<i>N</i> 2256	1102	1107	1329	261	366	560	797	533	1838	363	1107	568	200	308	36
<b>D01R:</b> I feel that I can't do anything right																
1. Disagree	44.0	44.3	44.3	44.5	53.5	41.9	41.3	45.7	45.6	45.4	39.1	47.2	43.5	37.4	40.2	32.8
2. Mostly disagree	26.6	25.7	27.3	28.0	21.6	26.9	30.1	23.6	27.3	27.4	21.6	25.6	29.1	31.2	22.5	25.0
3. Neither	16.3	18.2	14.2	16.1	11.6	17.4	18.6	16.6	12.6	14.4	22.8	15.3	13.8	17.8	21.4	20.5
4. Mostly agree	8.5	8.0	9.2	8.1	6.3	9.8	7.6	8.6	8.6	8.4	10.1	7.5	8.4	10.1	12.4	9.1
5. Agree	4.6	3.9	5.1	3.3	7.0	4.1	2.4	5.5	5.9	4.4	6.4	4.4	5.3	3.5	3.5	12.6
<i>Item 12720 Subject Q01</i>	<i>N</i> 2248	1097	1105	1325	260	362	559	794	533	1831	363	1103	566	200	307	35
<b>D01S:</b> I often wish I had more good friends																
1. Disagree	26.4	27.7	25.1	25.2	30.9	24.1	25.3	26.7	28.6	26.2	27.3	27.3	26.0	25.1	26.4	30.4
2. Mostly disagree	14.7	15.2	14.0	15.9	15.2	15.8	15.8	12.8	15.6	15.3	11.2	14.8	13.8	13.5	16.9	8.1
3. Neither	18.1	20.5	14.9	18.1	16.4	21.0	16.7	19.4	15.4	17.0	20.8	18.0	16.4	16.2	21.1	4.5
4. Mostly agree	23.9	23.5	24.7	26.5	16.8	21.5	27.9	23.3	22.1	24.3	24.3	23.5	25.6	25.2	22.8	22.5
5. Agree	17.0	13.0	21.4	14.4	20.7	17.6	14.3	17.8	18.2	17.2	16.5	16.5	18.2	20.0	12.8	34.5
<i>Item 12730 Subject Q03</i>	<i>N</i> 2246	1096	1104	1323	259	360	559	795	532	1829	363	1101	568	199	307	35
<b>D01T:</b> Planning ahead makes things turn out better																
1. Disagree	3.3	3.1	3.2	3.0	4.7	2.3	3.6	3.5	3.3	2.8	5.7	3.2	2.9	2.9	3.7	5.5
2. Mostly disagree	6.8	6.1	7.0	7.2	7.0	7.6	5.5	6.7	7.6	6.4	7.7	6.0	6.9	8.1	7.8	5.3
3. Neither	22.6	24.4	21.3	23.0	17.0	25.8	21.9	21.8	22.2	21.2	29.2	19.9	24.7	20.9	27.9	36.2
4. Mostly agree	39.9	39.5	40.3	44.2	33.1	40.9	44.7	37.1	38.4	41.0	35.8	40.9	38.0	47.4	35.9	40.2
5. Agree	27.4	26.9	28.1	22.6	38.2	23.4	24.3	30.8	28.4	28.6	21.7	30.0	27.5	20.7	24.6	12.8
<i>Item 12740 Subject Q02</i>	<i>N</i> 2246	1094	1106	1323	261	360	559	795	532	1829	363	1103	567	200	304	36
<b>D01U:</b> I feel that my life is not very useful																
1. Disagree	54.6	52.7	56.4	54.0	64.2	50.7	53.5	55.3	57.2	57.3	42.1	59.3	52.2	49.1	47.2	33.9
2. Mostly disagree	20.7	20.5	21.1	23.2	16.5	21.1	24.5	19.7	17.8	20.6	21.5	19.7	20.7	24.7	22.3	27.7
3. Neither	15.3	18.1	12.3	14.8	12.4	17.8	13.6	16.5	13.4	13.3	23.2	12.1	18.5	15.6	19.2	10.9
4. Mostly agree	5.9	5.5	6.3	5.2	2.2	7.5	6.6	4.1	6.6	5.5	7.6	5.7	4.4	6.6	7.8	16.1
5. Agree	3.6	3.3	3.9	2.8	4.7	2.9	1.7	4.5	4.9	3.4	5.6	3.2	4.2	4.0	3.4	11.4
<i>Item 12750 Subject Q01</i>	<i>N</i> 2234	1090	1100	1318	256	360	555	788	530	1817	363	1097	563	200	306	35
<b>D01V:</b> I usually have a few friends around that I can get together with																
1. Disagree	6.4	6.1	6.8	5.4	8.7	5.6	4.2	7.7	7.4	6.1	8.2	6.6	5.5	7.2	6.8	5.5
2. Mostly disagree	6.4	5.7	6.7	6.4	6.5	7.2	7.7	5.2	6.2	6.1	7.3	6.6	5.3	8.3	4.8	8.3
3. Neither	11.3	12.3	9.8	11.7	8.1	13.8	9.2	12.2	10.3	9.7	16.5	10.8	10.8	7.6	12.4	18.6
4. Mostly agree	34.3	36.8	32.3	35.4	29.0	33.0	43.0	30.9	30.9	34.5	34.2	33.1	35.8	36.2	37.3	36.6
5. Agree	41.7	39.1	44.3	41.1	47.6	40.4	36.0	44.0	45.2	43.6	33.9	42.9	42.6	40.7	38.7	31.0
<i>Item 12760 Subject Q03</i>	<i>N</i> 2240	1092	1105	1321	259	361	559	790	530	1824	362	1099	567	200	306	35
<b>D01W:</b> I am eager to leave home and live on my own—independent from my parents																
1. Disagree	7.4	7.8	7.0	5.8	11.3	7.2	6.9	8.3	6.8	7.3	7.6	9.3	6.1	4.6	4.6	-
2. Mostly disagree	9.3	8.8	9.7	9.6	7.9	10.9	7.9	8.4	11.2	9.4	9.4	11.8	7.8	8.4	4.2	5.8
3. Neither	20.9	24.1	17.6	21.6	13.8	25.3	20.1	21.4	18.3	20.7	22.7	21.6	21.2	19.9	18.3	15.5
4. Mostly agree	29.4	28.6	30.0	30.7	28.6	28.4	33.4	27.6	28.7	29.2	29.1	29.4	29.5	32.6	27.4	25.6
5. Agree	32.9	30.7	35.7	32.4	38.4	28.2	31.7	34.3	35.0	33.5	31.1	27.8	35.3	34.5	45.5	53.1
<i>Item 13950 Subject I03, Q01</i>	<i>N</i> 2238	1091	1104	1320	259	361	557	789	531	1824	362	1099	567	200	305	35



# DESCRIPTIVE RESULTS: 2011

211

QUESTIONNAIRE FORM 5 2011	TOTAL	SEX		RACE		REGION				COLLEGE PLANS?		ILLICIT DRUG USE: LIFETIME					
		M	F	White	Black	NE	NC	S	W	Yes	No	None	Mari- juana Only	Few Pills	More Pills	Any Her- oin	
<i>N (Weighted No. of Cases):</i>	2491	1207	1162	1400	305	443	582	906	561	1919	386	1187	619	216	332	40	
<i>% of Weighted Total:</i>	100.0	48.5	46.6	56.2	12.2	17.8	23.4	36.4	22.5	77.0	15.5	47.6	24.9	8.7	13.3	1.6	
<b>D01X:</b> I feel hesitant about taking a full-time job and becoming part of the “adult world”																	
1. Disagree	25.3	27.5	22.9	23.7	28.8	23.7	24.1	25.7	26.9	25.2	24.9	24.7	25.3	25.8	26.6	35.7	
2. Mostly disagree	20.1	20.9	19.6	21.5	21.4	17.8	21.6	20.9	19.0	20.3	18.8	20.2	20.2	23.7	16.3	18.0	
3. Neither	17.9	17.9	17.9	16.8	16.2	21.4	17.9	17.2	16.4	17.5	18.4	18.4	18.9	12.2	16.2	16.3	
4. Mostly agree	23.0	21.3	24.6	25.0	19.4	25.4	24.3	20.4	23.6	23.3	23.4	24.0	20.9	25.1	24.3	15.8	
5. Agree	13.8	12.5	15.0	13.0	14.1	11.6	12.0	15.8	14.0	13.8	14.5	12.6	14.7	13.2	16.6	14.1	
<i>Item 13960 Subject I03, Q01</i>	<i>N</i>	<i>2234</i>	<i>1086</i>	<i>1105</i>	<i>1316</i>	<i>260</i>	<i>361</i>	<i>556</i>	<i>790</i>	<i>527</i>	<i>1820</i>	<i>359</i>	<i>1099</i>	<i>565</i>	<i>200</i>	<i>302</i>	<i>36</i>
<b>D02:</b> Please think about all the money you earned during the past year, including last summer.																	
About how much of your past year's earnings have gone into:																	
<b>D02A:</b> Savings for your future education																	
1. None	47.6	47.7	47.4	43.6	53.1	44.9	38.4	51.6	53.0	43.9	65.5	43.4	52.5	44.7	53.0	78.9	
2. A little (1-20%)	21.2	20.4	22.4	22.2	16.2	24.2	23.2	18.8	20.9	22.8	15.1	20.3	23.8	22.8	20.7	10.7	
3. Some (21-40%)	13.4	13.0	13.3	14.4	11.8	11.4	16.4	13.0	12.2	13.9	9.8	13.7	9.7	19.0	15.8	4.1	
4. About half (41-60%)	7.7	8.4	7.2	8.7	7.2	5.9	10.7	8.1	5.3	8.2	4.9	10.1	5.4	5.1	4.9	-	
5. Most (61-80%)	4.9	5.3	4.6	6.2	4.5	6.6	6.9	4.1	2.9	5.6	2.1	5.2	5.4	4.2	4.0	4.3	
6. Almost all (81-99%)	3.7	4.0	3.6	3.7	3.7	6.1	3.1	2.6	4.3	4.3	1.0	5.4	1.4	2.9	1.3	2.1	
7. All	1.5	1.3	1.5	1.2	3.4	1.0	1.4	1.8	1.4	1.3	1.6	1.8	1.7	1.3	0.2	-	
<i>Item 20830 Subject C02</i>	<i>N</i>	<i>2209</i>	<i>1079</i>	<i>1089</i>	<i>1308</i>	<i>259</i>	<i>355</i>	<i>546</i>	<i>785</i>	<i>523</i>	<i>1795</i>	<i>364</i>	<i>1083</i>	<i>565</i>	<i>196</i>	<i>300</i>	<i>36</i>
<b>D02B:</b> Savings or payments for a car or car expenses																	
1. None	52.8	49.6	56.6	48.0	60.9	52.7	46.9	54.8	55.8	53.1	52.6	54.2	53.9	47.2	49.3	65.7	
2. A little (1-20%)	14.7	15.2	14.5	16.0	11.1	14.2	18.6	12.5	14.3	15.8	10.1	14.8	15.3	13.3	16.2	6.0	
3. Some (21-40%)	13.0	13.1	12.3	14.1	11.0	13.2	14.4	13.5	10.7	12.6	14.2	12.3	11.7	17.9	13.0	10.2	
4. About half (41-60%)	9.7	11.1	8.0	10.9	7.1	10.9	9.9	8.9	9.7	9.2	11.9	8.5	9.2	12.7	11.1	13.1	
5. Most (61-80%)	5.5	6.4	4.8	6.0	5.7	4.7	6.4	5.6	5.1	5.3	6.2	5.0	5.8	5.2	7.3	2.7	
6. Almost all (81-99%)	2.7	2.8	2.5	3.6	1.1	3.3	2.8	2.5	2.5	2.7	3.0	3.7	1.9	1.9	1.6	2.4	
7. All	1.7	1.8	1.4	1.3	3.1	1.1	1.0	2.3	1.8	1.4	2.1	1.6	2.1	1.7	1.5	-	
<i>Item 20840 Subject C02</i>	<i>N</i>	<i>2209</i>	<i>1080</i>	<i>1089</i>	<i>1310</i>	<i>257</i>	<i>355</i>	<i>547</i>	<i>784</i>	<i>523</i>	<i>1797</i>	<i>363</i>	<i>1083</i>	<i>565</i>	<i>198</i>	<i>300</i>	<i>35</i>
<b>D02C:</b> Other savings for long-range purposes																	
1. None	46.5	44.4	48.5	43.8	55.4	43.8	43.1	48.7	48.7	45.6	52.6	45.5	49.2	38.2	50.2	60.5	
2. A little (1-20%)	20.2	20.6	20.2	23.2	12.2	23.2	22.3	17.1	20.8	21.6	14.6	19.8	22.8	24.7	16.5	4.6	
3. Some (21-40%)	13.8	14.6	12.6	15.1	9.0	12.7	17.3	11.8	13.9	13.4	15.2	13.9	10.5	19.5	14.0	19.2	
4. About half (41-60%)	9.4	8.9	10.1	8.6	8.6	10.5	8.0	10.0	9.3	9.7	7.2	9.4	9.6	7.6	10.4	3.2	
5. Most (61-80%)	4.6	5.1	4.0	4.5	5.7	3.7	4.6	5.4	4.0	4.2	6.0	4.4	3.3	7.5	4.7	12.5	
6. Almost all (81-99%)	3.3	3.8	3.0	3.0	5.2	5.0	2.7	3.9	2.0	3.6	2.2	4.7	1.9	0.9	3.0	-	
7. All	2.1	2.5	1.7	1.9	3.8	1.1	2.1	3.2	1.4	1.9	2.1	2.3	2.7	1.6	1.3	-	
<i>Item 20850 Subject C02</i>	<i>N</i>	<i>2202</i>	<i>1077</i>	<i>1086</i>	<i>1305</i>	<i>258</i>	<i>354</i>	<i>546</i>	<i>780</i>	<i>522</i>	<i>1789</i>	<i>363</i>	<i>1080</i>	<i>563</i>	<i>198</i>	<i>298</i>	<i>34</i>
<b>D02D:</b> Spending on your own needs and activities—things such as clothing, electronic equipment, videos, other possessions, movies, eating out, other recreation, hobbies, gifts for others, and other personal expenses																	
1. None	10.8	12.0	9.6	8.8	18.5	9.3	8.7	12.8	11.2	9.7	15.6	11.4	10.6	9.6	8.6	12.7	
2. A little (1-20%)	18.6	18.3	18.5	18.7	13.7	18.8	17.2	19.3	18.9	19.3	15.7	21.6	14.9	18.4	15.6	9.7	
3. Some (21-40%)	17.7	18.6	16.9	18.8	17.3	19.7	20.1	15.8	16.6	17.8	16.4	19.5	16.7	16.7	14.3	8.7	
4. About half (41-60%)	16.8	17.9	15.7	17.9	7.9	18.3	18.1	14.2	18.4	16.3	19.7	15.8	16.4	18.6	20.3	19.7	
5. Most (61-80%)	16.0	14.5	17.8	17.6	16.3	15.3	16.3	17.0	14.7	16.7	13.4	16.1	14.9	14.4	20.9	9.9	
6. Almost all (81-99%)	11.2	9.6	12.9	11.1	12.9	12.1	12.4	10.4	10.7	12.1	7.8	9.0	14.9	15.4	10.0	15.7	
7. All	8.8	9.1	8.6	7.1	13.2	6.4	7.2	10.5	9.5	8.1	11.4	6.6	11.7	6.9	10.3	23.7	
<i>Item 20860 Subject C02</i>	<i>N</i>	<i>2166</i>	<i>1054</i>	<i>1074</i>	<i>1292</i>	<i>245</i>	<i>349</i>	<i>536</i>	<i>760</i>	<i>520</i>	<i>1764</i>	<i>353</i>	<i>1066</i>	<i>556</i>	<i>196</i>	<i>286</i>	<i>35</i>



QUESTIONNAIRE FORM 5 2011	TOTAL	SEX		RACE		REGION				COLLEGE PLANS?		ILLICIT DRUG USE: LIFETIME				
		M	F	White	Black	NE	NC	S	W	Yes	No	None	Mari- juana Only	Few Pills	More Pills	Any Her- oin
<i>N (Weighted No. of Cases):</i>	2491	1207	1162	1400	305	443	582	906	561	1919	386	1187	619	216	332	40
<i>% of Weighted Total:</i>	100.0	48.5	46.6	56.2	12.2	17.8	23.4	36.4	22.5	77.0	15.5	47.6	24.9	8.7	13.3	1.6
<b>D02E:</b> Helping to pay family living expenses (groceries, housing, etc.)																
1. None	55.8	57.7	53.8	61.5	51.8	57.9	58.2	54.2	54.4	57.8	47.0	59.3	52.0	53.4	53.4	51.4
2. A little (1-20%)	21.8	23.0	20.8	22.2	15.3	21.6	23.3	19.8	23.2	21.2	23.3	21.0	24.0	23.8	19.2	28.8
3. Some (21-40%)	10.3	8.5	12.1	8.8	12.0	12.0	8.0	10.8	10.8	9.5	14.9	9.2	10.8	10.5	12.5	15.9
4. About half (41-60%)	5.0	4.9	5.2	3.7	5.9	2.5	5.0	6.3	4.9	4.6	7.4	4.2	4.4	7.8	7.3	3.9
5. Most (61-80%)	3.7	2.1	4.9	2.5	6.0	2.6	3.3	4.6	3.4	3.6	3.3	3.4	3.5	3.4	4.9	-
6. Almost all (81-99%)	1.9	2.0	1.8	0.3	5.4	3.2	0.4	2.0	2.2	1.9	1.6	1.4	3.3	0.7	1.6	-
7. All	1.5	1.8	1.3	0.9	3.6	0.2	1.8	2.3	1.1	1.3	2.5	1.5	2.0	0.4	1.0	-
<i>Item 20870 Subject C02</i>	<i>N</i> 2169	1060	1077	1293	248	346	540	762	521	1774	352	1069	557	197	290	34
The next questions are about drugs that doctors sometimes prescribe for people who have problems concentrating on one task at a time (attention deficit disorder), or with being too active or too disruptive (hyperactive), or both (ADHD).																
<b>Stimulant-type</b> drugs (i.e., amphetamine, methylphenidate, and pemoline) are prescribed for these conditions. These drugs include Ritalin, Adderall, Concerta, Metadate, Dexedrine, Focalin, Cylert, and others.																
<b>D03:</b> Have you ever taken any of these stimulant-type prescription drugs under a doctor's supervision for these conditions? (Do <b>not</b> count drugs that are not stimulant-type, like Strattera, Wellbutrin, Provigil, Tenex, or Tofranil)																
1. No—GO TO QUESTION Q.D06	92.7	90.6	94.7	91.3	94.5	92.8	92.7	92.5	92.7	94.1	85.3	95.6	92.5	92.1	84.6	73.3
2. Yes, in the past, but not now	4.3	6.3	2.3	4.6	4.2	4.0	3.9	4.8	4.4	3.5	8.7	2.7	4.0	4.7	9.2	16.5
3. Yes, I take them now	3.0	3.1	3.0	4.1	1.3	3.1	3.5	2.7	2.9	2.5	6.0	1.7	3.5	3.1	6.2	10.2
<i>Item 31460 Subject A01j</i>	<i>N</i> 2172	1049	1082	1285	252	347	532	776	517	1775	348	1074	554	191	287	37
<b>D04:</b> How old were you when you first took one of these stimulant-type drugs under a doctor's supervision?																
1. 1-4 yrs. old	4.6	5.2	3.1	3.2	12.7	2.5	4.1	8.5	-	4.7	4.8	7.6	6.2	-	-	4.9
2. 5-9	29.9	28.8	31.5	28.7	41.8	26.1	26.9	31.4	33.3	32.2	24.0	36.9	35.1	8.3	24.2	39.8
3. 10-14	38.2	45.1	26.1	39.2	23.5	56.4	34.6	30.3	43.0	38.7	35.9	37.3	40.9	65.3	32.7	7.9
4. 15+ yrs. old	27.3	20.9	39.2	28.8	22.0	15.0	34.5	29.8	23.7	24.5	35.3	18.2	17.8	26.3	43.1	47.4
<i>Item 31470 Subject A01g</i>	<i>N†</i> 154	93	58	108	15	24	39	58	34	103	48	44	42	15	43	9
<b>D05:</b> Altogether, for about how many years have you actually taken such drugs under a doctor's supervision?																
1. Less than 1 yr.	26.9	27.3	24.3	18.2	45.4	27.9	24.5	34.6	15.9	28.9	22.4	13.4	30.8	29.8	36.6	12.5
2. 1 year	5.2	4.0	6.4	3.4	12.8	-	8.4	6.1	3.8	5.3	5.5	2.7	3.4	10.4	9.3	-
3. 2 yrs.	15.3	9.1	24.7	15.9	13.7	18.4	17.0	16.2	10.0	13.6	17.7	15.6	4.0	26.4	17.4	29.5
4. 3-5 yrs.	27.2	30.7	23.3	33.6	8.0	18.3	20.0	21.8	49.4	23.3	37.7	36.1	33.0	19.5	16.1	31.6
5. 6-9 yrs.	10.5	13.3	6.6	12.4	8.5	9.3	14.9	8.1	10.7	12.9	4.8	10.8	5.8	13.9	11.0	26.4
6. 10 or more yrs.	14.9	15.6	14.7	16.5	11.5	26.1	15.3	13.2	10.3	16.0	11.7	21.4	23.0	-	9.6	-
<i>Item 31480 Subject A01j</i>	<i>N†</i> 157	96	57	110	14	23	38	60	36	104	48	45	42	15	43	9
<b>D06:</b> Have you ever taken a <b>non-stimulant-type</b> prescription drug under a doctor's supervision for these conditions (like Strattera, Wellbutrin, Provigil, Tenex, or Tofranil)?																
1. No	89.0	88.5	89.5	88.4	89.1	90.6	89.6	88.2	88.6	89.4	87.9	90.3	91.3	87.9	84.2	61.8
2. Yes, in the past, but not now	3.4	3.6	3.1	3.7	2.4	2.3	2.4	3.8	4.4	3.3	3.4	2.0	3.2	4.2	5.8	18.6
3. Yes, I take them now	1.3	1.4	1.2	1.5	1.4	1.6	1.3	1.5	0.7	1.1	2.3	0.6	1.7	1.7	3.1	1.2
8. Don't know	6.3	6.6	6.1	6.4	7.2	5.4	6.6	6.5	6.3	6.2	6.4	7.1	3.9	6.2	7.0	18.4
<i>Item 31490 Subject A01j</i>	<i>N</i> 2149	1049	1061	1267	244	342	528	768	511	1756	345	1071	542	193	278	38

†=excludes respondents for whom question was inappropriate.



## 213

QUESTIONNAIRE FORM 5 2011	TOTAL	SEX		RACE		REGION				COLLEGE PLANS?		ILLICIT DRUG USE: LIFETIME					
		M	F	White	Black	NE	NC	S	W	Yes	No	None	Mari- juana Only	Few Pills	More Pills	Any Her- oin	
<i>N (Weighted No. of Cases):</i>	2491	1207	1162	1400	305	443	582	906	561	1919	386	1187	619	216	332	40	
<i>% of Weighted Total:</i>	100.0	48.5	46.6	56.2	12.2	17.8	23.4	36.4	22.5	77.0	15.5	47.6	24.9	8.7	13.3	1.6	
<b>E01:</b> "Energy drinks" are non-alcoholic beverages that usually contain high amounts of caffeine, including such drinks as Red Bull, Full Throttle, Monster, and Rockstar. They are usually sold in 8- or 16-ounce cans or bottles. About how many (if any) energy drinks do you drink PER DAY, on average?																	
0. None	71.0	65.2	76.8	70.0	81.2	74.3	66.3	73.0	70.8	73.3	60.8	80.2	70.5	57.8	52.5	35.6	
1. Less than 1	19.5	23.2	15.6	21.3	10.8	18.5	24.9	16.6	18.8	18.3	25.1	13.9	21.9	31.2	26.0	30.5	
2. One	5.4	7.0	4.1	5.2	4.0	3.1	4.8	5.6	7.4	4.6	9.7	3.9	4.1	4.2	12.8	13.6	
3. Two	2.1	2.4	1.8	1.7	1.5	1.5	2.9	2.3	1.5	2.1	2.0	1.0	2.2	3.2	4.9	2.9	
4. Three	0.9	0.9	0.9	0.7	1.0	0.7	0.5	1.3	0.8	0.9	0.3	0.7	0.9	1.7	1.1	-	
5. Four	0.3	0.4	0.3	0.4	-	1.0	-	0.1	0.5	0.3	0.4	-	-	-	1.3	8.9	
6. Five or six	0.4	0.3	0.5	0.3	1.2	0.7	0.3	0.4	0.2	0.1	1.2	*	0.2	1.8	0.8	2.1	
7. 7 or more	0.4	0.6	0.1	0.4	0.2	0.3	0.4	0.7	-	0.3	0.4	0.3	0.2	-	0.6	6.3	
<i>Item 32540 Subject A01o, T02</i>	<i>N</i>	<i>2186</i>	<i>1062</i>	<i>1083</i>	<i>1288</i>	<i>250</i>	<i>342</i>	<i>541</i>	<i>779</i>	<i>524</i>	<i>1787</i>	<i>349</i>	<i>1080</i>	<i>555</i>	<i>196</i>	<i>290</i>	<i>35</i>
<b>E02:</b> Energy drinks are also sold as small "shots", that usually contain just 2 or 3 ounces. How many (if any) energy drink shots do you drink PER DAY, on average?																	
0. None	89.9	86.9	93.0	90.3	86.8	89.0	90.2	88.6	92.3	90.6	87.1	94.2	89.8	84.5	82.8	60.4	
1. Less than 1	6.1	8.6	3.6	6.2	5.7	5.6	5.5	7.0	5.7	5.9	7.1	3.2	6.2	11.0	11.9	12.4	
2. One	1.8	2.3	1.3	1.9	2.2	3.3	2.4	1.1	1.2	1.9	1.3	1.1	2.1	0.9	3.4	6.0	
3. Two	0.8	0.7	0.8	0.5	2.5	0.5	0.7	1.1	0.5	0.6	1.2	0.2	1.1	2.6	0.2	5.2	
4. Three	0.5	0.3	0.6	0.3	0.5	0.7	0.2	0.8	0.1	0.3	1.1	0.4	0.3	-	0.3	4.9	
5. Four	0.1	-	0.1	-	0.5	-	0.1	0.1	-	-	0.3	-	-	-	0.2	2.0	
6. Five or six	0.4	0.3	0.4	0.4	0.6	0.5	0.3	0.6	-	0.1	1.1	0.1	0.3	0.9	0.6	4.4	
7. 7 or more	0.5	0.8	0.2	0.3	1.2	0.3	0.6	0.8	0.1	0.5	0.8	0.6	0.2	-	0.7	4.6	
<i>Item 32550 Subject A01o, T02</i>	<i>N</i>	<i>2213</i>	<i>1077</i>	<i>1092</i>	<i>1306</i>	<i>255</i>	<i>347</i>	<i>551</i>	<i>790</i>	<i>525</i>	<i>1802</i>	<i>360</i>	<i>1093</i>	<i>559</i>	<i>197</i>	<i>292</i>	<i>37</i>
<b>E03:</b> Regular (non-diet) soft drinks include Coke, Pepsi, Mountain Dew, Dr. Pepper, etc. How many (if any) 12-ounce cans or bottles (or the equivalent) of regular (non-diet) soft drinks do you drink PER DAY, on average?																	
0. None	30.9	25.7	35.7	30.0	31.0	35.0	27.8	28.8	34.4	32.5	22.7	33.0	29.2	28.9	27.7	19.0	
1. Less than 1	26.4	26.6	26.4	27.7	20.2	30.5	26.5	23.1	28.6	27.6	21.3	28.1	26.7	25.0	22.5	23.6	
2. One	19.2	19.4	19.0	19.9	20.1	15.8	21.2	19.8	18.4	19.1	20.0	18.6	18.8	25.6	17.6	18.7	
3. Two	12.2	14.3	10.0	11.8	11.7	9.7	14.0	12.7	11.4	11.3	15.9	11.0	11.9	15.1	13.7	18.2	
4. Three	5.6	7.0	4.2	4.5	12.3	3.9	4.5	8.9	3.1	5.3	7.6	5.0	7.1	1.5	7.6	9.6	
5. Four	2.6	2.9	2.4	3.2	1.6	1.2	2.2	3.7	2.3	2.0	5.5	2.0	2.8	0.9	5.5	4.7	
6. Five or six	1.8	2.4	1.2	1.8	2.7	1.5	2.8	1.8	1.0	1.5	3.7	1.8	1.4	2.3	2.6	1.7	
7. 7 or more	1.3	1.6	0.9	1.2	0.5	2.4	1.0	1.2	0.9	0.8	3.3	0.4	2.0	0.8	3.0	4.5	
<i>Item 32560 Subject A01o, T02</i>	<i>N</i>	<i>2209</i>	<i>1076</i>	<i>1089</i>	<i>1304</i>	<i>254</i>	<i>346</i>	<i>549</i>	<i>788</i>	<i>525</i>	<i>1800</i>	<i>358</i>	<i>1091</i>	<i>557</i>	<i>197</i>	<i>293</i>	<i>36</i>
<b>E04:</b> How many (if any) 12-ounce cans or bottles (or the equivalent) of diet soft drinks (like Diet Coke, Diet Pepsi, etc.) do you drink PER DAY, on average?																	
0. None	66.0	67.9	64.3	65.3	66.7	66.7	64.0	64.5	70.1	66.2	65.8	66.3	67.1	63.2	67.1	43.3	
1. Less than 1	15.8	14.0	17.7	16.6	12.9	18.0	17.6	13.6	15.7	16.5	12.9	16.7	14.5	17.0	14.4	20.4	
2. One	8.4	7.7	9.0	9.3	6.7	5.9	10.3	9.3	6.9	8.4	8.7	8.7	7.5	8.1	9.1	13.1	
3. Two	5.1	5.5	4.7	4.9	6.2	5.1	4.4	6.5	3.7	4.9	5.3	4.2	5.6	6.6	4.7	13.3	
4. Three	2.3	2.4	2.2	1.9	2.7	1.8	1.4	3.3	2.3	1.8	4.0	2.4	2.9	0.3	2.2	2.0	
5. Four	0.7	0.7	0.8	0.8	0.7	0.2	0.6	1.1	0.6	0.6	1.2	0.5	1.0	1.6	0.3	-	
6. Five or six	0.9	0.9	0.9	0.6	3.4	0.8	1.4	0.8	0.6	0.8	1.1	0.8	0.4	2.8	0.3	3.2	
7. 7 or more	0.7	1.0	0.5	0.7	0.8	1.5	0.3	1.1	0.1	0.7	0.9	0.3	0.9	0.4	1.9	4.7	
<i>Item 32570 Subject A01o, T02</i>	<i>N</i>	<i>2200</i>	<i>1068</i>	<i>1089</i>	<i>1303</i>	<i>253</i>	<i>345</i>	<i>550</i>	<i>782</i>	<i>523</i>	<i>1792</i>	<i>357</i>	<i>1085</i>	<i>557</i>	<i>198</i>	<i>292</i>	<i>35</i>
The next questions ask about characteristics which some people associate with the use of particular drugs. We want to know what you think.																	
<b>E05:</b> Do YOU think that people who smoke marijuana several times a week tend to be . . .																	



QUESTIONNAIRE FORM 5 2011	TOTAL	SEX		RACE		REGION				COLLEGE PLANS?		ILLICIT DRUG USE: LIFETIME				
		M	F	White	Black	NE	NC	S	W	Yes	No	None	Mari- juana Only	Few Pills	More Pills	Any Her- oin
<i>N (Weighted No. of Cases):</i>	2491	1207	1162	1400	305	443	582	906	561	1919	386	1187	619	216	332	40
<i>% of Weighted Total:</i>	100.0	48.5	46.6	56.2	12.2	17.8	23.4	36.4	22.5	77.0	15.5	47.6	24.9	8.7	13.3	1.6
<b>E05A:</b> . . . more creative than average																
1. No	46.8	40.7	53.2	48.5	47.4	48.7	50.7	46.3	42.2	48.9	38.2	57.3	42.5	37.8	27.6	18.4
2. Yes	32.8	39.2	25.9	32.1	29.9	31.7	30.5	31.6	37.8	31.3	38.5	18.1	42.3	45.6	54.9	73.4
3. Not sure, no opinion	20.4	20.1	20.9	19.4	22.8	19.6	18.8	22.2	20.1	19.8	23.3	24.6	15.2	16.6	17.5	8.2
<i>Item 13060 Subject A11c</i>	<i>N 2196</i>	<i>1070</i>	<i>1087</i>	<i>1300</i>	<i>252</i>	<i>345</i>	<i>548</i>	<i>778</i>	<i>524</i>	<i>1790</i>	<i>354</i>	<i>1084</i>	<i>552</i>	<i>198</i>	<i>294</i>	<i>36</i>
<b>E05B:</b> . . . less sensible than average																
1. No	34.0	38.8	29.1	33.3	34.0	38.0	32.4	32.6	35.1	33.1	39.0	22.2	42.8	41.6	49.6	72.0
2. Yes	46.2	42.4	50.6	50.1	41.1	43.3	51.4	44.1	45.7	48.1	36.6	54.1	41.5	39.6	35.9	19.8
3. Not sure, no opinion	19.8	18.7	20.3	16.6	24.9	18.7	16.1	23.3	19.2	18.8	24.4	23.6	15.6	18.8	14.6	8.2
<i>Item 13070 Subject A11c</i>	<i>N 2200</i>	<i>1074</i>	<i>1086</i>	<i>1303</i>	<i>253</i>	<i>347</i>	<i>550</i>	<i>780</i>	<i>523</i>	<i>1793</i>	<i>355</i>	<i>1082</i>	<i>557</i>	<i>198</i>	<i>294</i>	<i>35</i>
<b>E05C:</b> . . . more interesting people than average																
1. No	46.8	40.8	53.6	50.0	39.0	51.0	48.4	44.8	45.5	49.5	38.4	55.6	41.9	43.8	29.3	28.3
2. Yes	34.9	40.5	28.9	33.6	38.7	30.3	37.3	34.4	36.3	33.1	40.4	21.1	44.1	44.2	59.8	59.6
3. Not sure, no opinion	18.2	18.7	17.5	16.4	22.3	18.7	14.3	20.8	18.2	17.5	21.2	23.3	14.0	12.0	10.9	12.0
<i>Item 13080 Subject A11c</i>	<i>N 2195</i>	<i>1074</i>	<i>1082</i>	<i>1302</i>	<i>250</i>	<i>347</i>	<i>550</i>	<i>775</i>	<i>524</i>	<i>1789</i>	<i>355</i>	<i>1082</i>	<i>553</i>	<i>198</i>	<i>294</i>	<i>35</i>
<b>E05D:</b> . . . less hard-working than average																
1. No	30.2	33.2	26.9	28.8	33.6	32.7	30.1	29.6	29.6	28.9	35.4	19.5	36.9	37.1	48.8	51.7
2. Yes	53.1	50.2	56.4	56.6	41.7	48.4	56.5	51.2	55.4	55.5	42.8	58.9	48.4	53.7	43.2	46.5
3. Not sure, no opinion	16.7	16.6	16.7	14.6	24.6	18.9	13.4	19.2	15.0	15.6	21.8	21.7	14.7	9.2	8.0	1.8
<i>Item 13090 Subject A11c</i>	<i>N 2198</i>	<i>1074</i>	<i>1086</i>	<i>1301</i>	<i>254</i>	<i>347</i>	<i>551</i>	<i>778</i>	<i>521</i>	<i>1793</i>	<i>354</i>	<i>1082</i>	<i>557</i>	<i>198</i>	<i>294</i>	<i>36</i>
<b>E05E:</b> . . . more independent than average																
1. No	52.1	45.9	58.8	52.9	53.3	50.7	53.9	50.0	54.3	53.9	44.9	54.5	54.1	53.0	41.9	43.1
2. Yes	26.0	32.8	18.8	26.4	20.6	24.7	28.9	25.1	24.9	25.0	29.4	18.8	28.4	28.6	42.7	49.1
3. Not sure, no opinion	21.9	21.3	22.3	20.7	26.1	24.7	17.2	24.8	20.8	21.1	25.7	26.7	17.5	18.4	15.5	7.8
<i>Item 13100 Subject A11c</i>	<i>N 2193</i>	<i>1074</i>	<i>1082</i>	<i>1299</i>	<i>252</i>	<i>346</i>	<i>550</i>	<i>775</i>	<i>522</i>	<i>1788</i>	<i>355</i>	<i>1079</i>	<i>554</i>	<i>197</i>	<i>296</i>	<i>35</i>
<b>E05F:</b> . . . more emotionally unstable than average																
1. No	34.1	39.9	27.8	36.3	25.7	34.8	36.8	32.6	32.9	31.9	43.4	20.9	41.1	45.8	55.3	76.2
2. Yes	46.0	38.8	53.8	46.4	45.7	44.5	47.6	43.5	48.9	48.9	33.2	54.3	42.2	40.2	31.7	17.3
3. Not sure, no opinion	20.0	21.3	18.5	17.2	28.7	20.7	15.5	24.0	18.2	19.3	23.4	24.8	16.7	14.0	13.0	6.4
<i>Item 13110 Subject A11c</i>	<i>N 2196</i>	<i>1075</i>	<i>1083</i>	<i>1301</i>	<i>252</i>	<i>347</i>	<i>549</i>	<i>776</i>	<i>523</i>	<i>1791</i>	<i>355</i>	<i>1081</i>	<i>556</i>	<i>198</i>	<i>295</i>	<i>35</i>
<b>E05G:</b> . . . more concerned about other people than average																
1. No	61.9	58.1	65.8	66.3	47.1	62.6	68.3	58.8	59.4	63.5	53.9	63.2	62.5	57.8	62.4	50.9
2. Yes	15.5	19.7	11.4	14.6	17.4	11.7	14.9	14.9	19.6	14.5	20.2	9.2	18.2	22.6	24.1	44.1
3. Not sure, no opinion	22.6	22.2	22.8	19.1	35.5	25.7	16.9	26.3	21.0	21.9	25.9	27.6	19.3	19.6	13.5	5.0
<i>Item 13120 Subject A11c</i>	<i>N 2197</i>	<i>1073</i>	<i>1084</i>	<i>1300</i>	<i>254</i>	<i>344</i>	<i>551</i>	<i>781</i>	<i>521</i>	<i>1789</i>	<i>355</i>	<i>1081</i>	<i>555</i>	<i>197</i>	<i>295</i>	<i>36</i>
<b>E05H:</b> . . . more weak-willed than average																
1. No	34.5	39.1	29.5	35.9	30.4	38.9	34.7	34.2	31.8	33.7	36.7	21.4	43.5	38.2	57.3	67.4
2. Yes	44.1	40.4	47.9	45.9	38.4	37.9	48.1	41.2	48.1	45.6	37.9	52.4	38.5	44.8	29.1	24.4
3. Not sure, no opinion	21.4	20.5	22.6	18.2	31.2	23.3	17.1	24.5	20.0	20.7	25.4	26.2	18.0	17.0	13.6	8.2
<i>Item 13130 Subject A11c</i>	<i>N 2193</i>	<i>1071</i>	<i>1083</i>	<i>1299</i>	<i>251</i>	<i>345</i>	<i>549</i>	<i>777</i>	<i>522</i>	<i>1787</i>	<i>355</i>	<i>1079</i>	<i>556</i>	<i>197</i>	<i>294</i>	<i>35</i>
<b>E05I:</b> . . . more criminal than average																
1. No	37.2	44.1	29.7	37.1	35.0	37.8	37.2	35.1	39.8	36.3	39.2	22.6	46.1	48.7	59.7	78.4
2. Yes	43.1	37.8	48.7	45.9	35.5	38.3	47.7	43.1	41.4	44.2	39.8	53.0	37.2	38.5	26.3	16.8
3. Not sure, no opinion	19.7	18.1	21.5	17.0	29.5	23.9	15.0	21.8	18.8	19.5	21.0	24.4	16.7	12.8	14.1	4.8
<i>Item 13140 Subject A11c</i>	<i>N 2194</i>	<i>1071</i>	<i>1084</i>	<i>1299</i>	<i>252</i>	<i>345</i>	<i>550</i>	<i>778</i>	<i>521</i>	<i>1789</i>	<i>353</i>	<i>1079</i>	<i>556</i>	<i>197</i>	<i>295</i>	<i>35</i>



QUESTIONNAIRE FORM 5 2011	TOTAL	SEX		RACE		REGION				COLLEGE PLANS?		ILLICIT DRUG USE: LIFETIME					
		M	F	White	Black	NE	NC	S	W	Yes	No	None	Mari- juana Only	Few Pills	More Pills	Any Her- oin	
<i>N (Weighted No. of Cases):</i>	2491	1207	1162	1400	305	443	582	906	561	1919	386	1187	619	216	332	40	
<i>% of Weighted Total:</i>	100.0	48.5	46.6	56.2	12.2	17.8	23.4	36.4	22.5	77.0	15.5	47.6	24.9	8.7	13.3	1.6	
<b>E06:</b> Do you agree or disagree . . .																	
<b>E06A:</b> Smokers know how to enjoy life more than non-smokers																	
1. Disagree	62.0	56.2	68.0	65.5	57.9	64.6	66.9	61.1	56.5	64.8	50.5	74.5	55.7	52.1	41.3	26.6	
2. Mostly disagree	10.1	11.5	8.9	9.8	8.7	9.0	9.4	8.6	13.9	10.6	7.3	7.4	13.5	13.5	11.7	9.7	
3. Neither	20.2	22.8	17.5	18.8	22.7	19.1	18.2	21.0	21.7	18.5	27.9	14.1	21.9	27.7	30.2	44.3	
4. Mostly agree	3.9	4.7	3.1	3.0	4.3	2.2	4.3	4.3	4.0	3.4	5.9	1.8	4.9	4.5	9.5	2.9	
5. Agree	3.8	4.7	2.5	2.9	6.3	5.2	1.2	4.9	3.9	2.7	8.4	2.2	3.9	2.2	7.2	16.6	
<i>Item 21000 Subject A11c</i>	<i>N</i>	<i>2193</i>	<i>1060</i>	<i>1089</i>	<i>1298</i>	<i>252</i>	<i>351</i>	<i>552</i>	<i>762</i>	<i>527</i>	<i>1783</i>	<i>355</i>	<i>1077</i>	<i>559</i>	<i>198</i>	<i>292</i>	<i>35</i>
<b>E06B:</b> I prefer to date people who don't smoke																	
1. Disagree	5.7	5.3	5.7	5.5	8.6	5.7	4.8	6.9	4.9	4.8	9.8	4.2	4.0	4.2	14.0	15.1	
2. Mostly disagree	3.1	3.9	2.1	3.1	2.4	3.8	4.6	1.7	3.1	2.6	5.3	1.7	4.0	4.1	4.4	9.2	
3. Neither	16.5	18.1	14.5	16.1	13.3	16.8	12.5	20.0	15.3	14.7	24.5	7.8	22.3	21.9	31.2	30.9	
4. Mostly agree	12.6	12.4	13.0	12.9	12.9	13.7	14.4	11.5	11.3	12.7	12.1	8.2	16.1	20.7	15.8	19.0	
5. Agree	62.2	60.3	64.8	62.4	62.8	60.0	63.7	59.9	65.4	65.2	48.4	78.2	53.6	49.1	34.6	25.8	
<i>Item 21010 Subject A11c</i>	<i>N</i>	<i>2196</i>	<i>1060</i>	<i>1092</i>	<i>1300</i>	<i>252</i>	<i>351</i>	<i>553</i>	<i>765</i>	<i>527</i>	<i>1785</i>	<i>356</i>	<i>1078</i>	<i>559</i>	<i>198</i>	<i>292</i>	<i>35</i>
<b>E06C:</b> The harmful effects of cigarettes have been exaggerated																	
1. Disagree	51.3	49.2	53.8	52.8	48.5	53.9	48.0	50.7	53.9	54.0	38.4	55.1	51.3	51.2	41.8	38.8	
2. Mostly disagree	16.8	18.4	14.7	18.4	12.6	14.5	21.7	14.6	16.4	16.8	15.6	16.9	15.7	16.8	15.4	15.3	
3. Neither	18.1	18.5	17.9	16.1	22.8	21.9	15.4	19.4	16.5	17.2	22.8	15.7	18.7	15.7	26.6	25.9	
4. Mostly agree	7.2	7.0	7.7	6.9	5.9	5.6	8.3	6.8	7.7	6.3	12.4	5.4	8.1	12.1	8.5	10.5	
5. Agree	6.6	7.0	6.0	5.7	10.2	4.1	6.6	8.5	5.5	5.7	10.9	6.8	6.2	4.2	7.7	9.5	
<i>Item 21020 Subject A11c</i>	<i>N</i>	<i>2187</i>	<i>1056</i>	<i>1086</i>	<i>1298</i>	<i>251</i>	<i>348</i>	<i>553</i>	<i>763</i>	<i>523</i>	<i>1779</i>	<i>354</i>	<i>1074</i>	<i>557</i>	<i>198</i>	<i>289</i>	<i>36</i>
<b>E06D:</b> I think that becoming a smoker reflects poor judgment																	
1. Disagree	9.7	9.6	9.4	9.0	13.9	11.9	9.6	10.1	8.0	8.3	16.5	6.3	10.4	11.3	17.6	32.7	
2. Mostly disagree	10.2	11.3	8.8	10.8	6.4	9.0	12.2	8.4	11.5	10.0	10.0	7.1	10.2	16.6	16.1	8.8	
3. Neither	24.6	25.6	23.8	23.0	29.0	23.7	24.1	27.1	21.9	23.3	30.6	19.7	27.7	30.6	30.5	36.7	
4. Mostly agree	21.3	20.9	21.8	21.3	19.4	24.7	21.8	18.2	23.1	22.3	17.1	22.0	23.8	17.3	18.2	9.6	
5. Agree	34.2	32.6	36.1	35.8	31.3	30.6	32.3	36.2	35.5	36.0	25.9	44.9	27.9	24.2	17.6	12.3	
<i>Item 21030 Subject A11c</i>	<i>N</i>	<i>2187</i>	<i>1054</i>	<i>1088</i>	<i>1298</i>	<i>250</i>	<i>348</i>	<i>552</i>	<i>763</i>	<i>524</i>	<i>1780</i>	<i>353</i>	<i>1073</i>	<i>557</i>	<i>197</i>	<i>291</i>	<i>35</i>
<b>E06E:</b> I personally don't mind being around people who are smoking																	
1. Disagree	33.3	29.2	37.0	33.1	37.1	29.2	32.7	33.3	36.4	34.9	26.0	46.4	23.1	21.5	14.3	15.0	
2. Mostly disagree	18.0	18.0	18.4	18.5	13.1	19.6	19.8	17.6	15.8	18.8	14.2	21.3	16.2	14.3	13.3	16.9	
3. Neither	17.3	18.0	16.7	16.2	21.6	19.1	13.9	20.6	14.8	16.3	20.2	14.7	23.0	10.6	20.4	11.0	
4. Mostly agree	19.4	21.6	17.3	20.4	16.6	21.3	19.9	18.0	19.4	19.9	18.5	11.5	27.0	35.8	23.1	17.6	
5. Agree	12.1	13.2	10.6	11.9	11.6	10.8	13.6	10.5	13.6	10.2	21.1	6.2	10.7	17.8	28.9	39.5	
<i>Item 21040 Subject A11c</i>	<i>N</i>	<i>2186</i>	<i>1051</i>	<i>1090</i>	<i>1299</i>	<i>249</i>	<i>349</i>	<i>549</i>	<i>763</i>	<i>525</i>	<i>1779</i>	<i>352</i>	<i>1075</i>	<i>557</i>	<i>197</i>	<i>288</i>	<i>35</i>
<b>E06F:</b> Smoking is a dirty habit																	
1. Disagree	7.1	7.6	5.9	6.3	8.9	10.4	6.0	6.7	6.7	5.6	13.1	5.5	6.9	4.6	11.6	23.3	
2. Mostly disagree	5.4	7.4	3.5	3.9	8.1	5.0	6.2	4.6	6.2	5.5	4.7	3.3	5.9	9.6	8.5	12.1	
3. Neither	15.0	18.2	11.6	13.6	16.6	16.6	11.9	17.2	14.1	13.4	22.2	9.9	19.9	16.6	20.5	27.8	
4. Mostly agree	19.0	16.8	21.2	20.5	16.1	17.6	20.1	19.0	18.8	19.7	15.9	16.3	20.5	28.6	20.7	15.6	
5. Agree	53.4	49.8	57.9	55.7	50.3	50.5	55.9	52.5	54.2	55.8	44.2	65.1	46.8	40.6	38.6	21.3	
<i>Item 21050 Subject A11c</i>	<i>N</i>	<i>2184</i>	<i>1050</i>	<i>1089</i>	<i>1299</i>	<i>248</i>	<i>349</i>	<i>552</i>	<i>760</i>	<i>524</i>	<i>1780</i>	<i>352</i>	<i>1074</i>	<i>554</i>	<i>197</i>	<i>290</i>	<i>35</i>
<b>E06G:</b> I strongly dislike being near people who are smoking																	
1. Disagree	15.9	16.8	14.3	16.1	16.7	14.6	16.0	16.0	16.4	13.8	27.1	9.1	14.9	25.5	31.6	43.8	
2. Mostly disagree	12.9	14.6	11.2	12.7	16.2	12.7	13.9	12.8	12.3	13.2	9.3	8.7	16.3	18.7	16.8	13.5	
3. Neither	21.7	24.3	19.2	20.8	24.7	23.2	19.8	24.1	19.2	20.4	28.0	15.8	29.1	21.6	28.8	24.2	
4. Mostly agree	15.2	13.4	17.2	15.2	12.5	18.2	13.9	15.5	14.0	16.4	9.9	18.7	13.9	13.3	6.9	9.7	
5. Agree	34.3	30.9	38.0	35.2	29.9	31.3	36.3	31.6	38.2	36.3	25.7	47.7	25.8	20.9	15.9	8.9	
<i>Item 21055 Subject A11c</i>	<i>N</i>	<i>2184</i>	<i>1051</i>	<i>1088</i>	<i>1296</i>	<i>247</i>	<i>347</i>	<i>551</i>	<i>761</i>	<i>525</i>	<i>1780</i>	<i>352</i>	<i>1074</i>	<i>556</i>	<i>197</i>	<i>290</i>	<i>35</i>



QUESTIONNAIRE FORM 5 2011	TOTAL	SEX		RACE		REGION				COLLEGE PLANS?		ILLICIT DRUG USE: LIFETIME					
		M	F	White	Black	NE	NC	S	W	Yes	No	None	Mari- juana Only	Few Pills	More Pills	Any Her- oin	
<i>N (Weighted No. of Cases):</i>	2491	1207	1162	1400	305	443	582	906	561	1919	386	1187	619	216	332	40	
<i>% of Weighted Total:</i>	100.0	48.5	46.6	56.2	12.2	17.8	23.4	36.4	22.5	77.0	15.5	47.6	24.9	8.7	13.3	1.6	
<b>E07:</b> On how many occasions (if any) have you had flavored alcoholic beverages like Mike's Hard Lemonade, Smirnoff Ice, Baccardi Silver, wine coolers, etc. to drink—more than just a few sips. . . (Do not include regular liquor, beer, or wine.)																	
<b>E07A:</b> . . . in your lifetime?																	
1. 0 occasions	37.6	39.9	35.1	33.8	49.6	32.0	36.1	41.1	37.8	38.6	33.3	59.4	17.8	15.5	10.2	17.9	
2. 1-2	16.6	16.1	16.9	17.8	15.1	15.3	17.2	18.1	14.6	16.8	15.9	18.2	17.4	19.2	7.5	7.8	
3. 3-5	12.4	11.6	13.4	12.5	11.9	16.3	11.7	10.6	13.1	12.3	13.8	9.4	15.1	18.7	13.7	19.8	
4. 6-9	9.8	10.7	8.9	9.8	8.2	10.2	10.3	9.7	9.4	9.6	10.5	5.9	15.4	14.4	10.8	6.3	
5. 10-19	10.0	8.1	11.8	11.2	6.8	11.8	9.2	9.6	10.0	10.1	9.7	3.7	17.7	13.0	17.1	9.2	
6. 20-39 occasions	6.0	4.9	7.2	6.5	5.7	6.7	7.4	5.3	5.2	6.1	6.0	2.2	8.1	12.6	12.3	6.3	
7. 40 or more	7.6	8.5	6.7	8.4	2.7	7.7	8.2	5.6	9.9	6.5	10.7	1.1	8.4	6.7	28.4	32.8	
<i>Item 31360 Subject A01a</i>	<i>N</i>	<i>2153</i>	<i>1035</i>	<i>1077</i>	<i>1281</i>	<i>246</i>	<i>340</i>	<i>542</i>	<i>753</i>	<i>518</i>	<i>1762</i>	<i>342</i>	<i>1067</i>	<i>547</i>	<i>195</i>	<i>287</i>	<i>34</i>
<b>E07B:</b> . . . during the last 12 months?																	
1. 0 occasions	53.0	55.2	50.7	48.8	65.3	47.3	50.2	58.5	51.8	53.7	50.7	72.5	37.5	36.7	23.8	31.4	
2. 1-2	18.1	17.0	19.0	19.7	12.5	18.7	18.2	15.9	20.7	17.7	20.7	14.2	22.8	26.3	14.8	33.5	
3. 3-5	11.7	11.5	12.0	12.5	14.0	17.4	13.8	9.2	9.2	11.9	10.3	8.2	16.6	11.2	16.7	8.3	
4. 6-9	7.1	6.4	7.9	7.2	5.3	6.3	6.2	7.2	8.4	7.4	6.1	2.7	10.4	13.0	13.2	5.7	
5. 10-19	5.6	4.4	6.7	6.9	1.2	6.2	6.1	5.5	4.9	5.5	5.5	1.9	7.4	9.1	13.4	10.8	
6. 20-39	2.3	2.5	2.2	2.7	0.6	3.1	2.7	1.5	2.4	2.1	3.4	0.2	3.5	3.0	7.4	3.1	
7. 40 or more	2.2	2.9	1.6	2.1	1.2	0.9	2.7	2.2	2.6	1.7	3.2	0.3	1.8	0.7	10.8	7.2	
<i>Item 31370 Subject A01b</i>	<i>N</i>	<i>2145</i>	<i>1029</i>	<i>1074</i>	<i>1277</i>	<i>243</i>	<i>340</i>	<i>537</i>	<i>752</i>	<i>516</i>	<i>1759</i>	<i>338</i>	<i>1062</i>	<i>546</i>	<i>194</i>	<i>287</i>	<i>32</i>
<b>E07C:</b> . . . during the last 30 days?																	
1. 0 occasions	76.9	78.2	75.4	76.1	80.0	74.3	76.9	77.9	77.1	77.6	73.8	89.8	66.4	70.2	53.9	73.4	
2. 1-2	13.3	11.9	14.9	13.2	12.5	13.1	13.5	13.7	12.9	13.6	13.3	7.6	20.6	18.7	17.5	8.6	
3. 3-5	5.2	5.4	5.1	5.6	5.6	9.3	3.9	5.1	4.1	4.8	7.1	1.4	8.7	6.1	12.9	0.9	
4. 6-9	2.6	2.2	2.9	3.1	0.7	2.1	3.8	1.3	3.5	2.5	3.4	0.8	2.6	4.2	7.0	9.9	
5. 10-19	1.2	1.3	1.1	1.1	0.4	1.0	0.6	1.2	2.1	1.0	1.3	0.1	1.4	0.8	5.0	2.9	
6. 20-39	0.2	0.2	0.3	0.2	-	0.3	0.8	-	-	0.2	0.3	-	0.2	-	1.5	-	
7. 40 or more	0.5	0.9	0.1	0.5	0.8	-	0.6	0.8	0.3	0.5	0.8	0.2	0.2	-	2.3	4.3	
<i>Item 31380 Subject A01c</i>	<i>N</i>	<i>2142</i>	<i>1031</i>	<i>1070</i>	<i>1278</i>	<i>243</i>	<i>335</i>	<i>537</i>	<i>752</i>	<i>518</i>	<i>1757</i>	<i>338</i>	<i>1062</i>	<i>542</i>	<i>194</i>	<i>288</i>	<i>32</i>
<b>E08:</b> On how many occasions (if any) have you used "crack" cocaine. . .																	
<b>E08A:</b> . . . in your lifetime?																	
1. 0 occasions	97.8	97.8	97.9	97.8	99.6	99.0	98.1	98.1	96.3	98.5	94.4	100.0	100.0	97.0	91.4	56.2	
2. 1-2	1.1	1.2	1.0	1.4	0.4	-	1.7	1.1	1.2	0.9	2.5	-	-	2.6	4.8	14.8	
3. 3-5	0.2	0.2	0.2	-	-	-	0.1	-	0.8	0.2	0.5	-	-	0.4	1.2	2.2	
4. 6-9	0.4	0.2	0.5	0.6	-	0.8	-	0.3	0.7	0.2	1.3	-	-	-	1.1	11.3	
5. 10-19	0.2	0.1	0.2	*	-	-	-	0.3	0.2	0.2	0.2	-	-	-	0.7	3.8	
6. 20-39 occasions	*	-	0.1	0.1	-	0.2	-	-	-	-	0.2	-	-	-	-	2.5	
7. 40 or more	0.2	0.4	0.1	0.1	-	-	0.1	0.1	0.7	0.1	0.9	-	-	-	0.7	9.3	
<i>Item 22260 Subject A01a</i>	<i>N</i>	<i>2163</i>	<i>1044</i>	<i>1078</i>	<i>1288</i>	<i>245</i>	<i>338</i>	<i>549</i>	<i>755</i>	<i>520</i>	<i>1764</i>	<i>350</i>	<i>1072</i>	<i>546</i>	<i>196</i>	<i>289</i>	<i>34</i>
<b>E08B:</b> . . . during the last 12 months?																	
1. 0 occasions	98.6	98.6	98.7	98.7	99.6	99.5	98.7	98.7	97.7	99.1	96.1	100.0	100.0	99.2	94.4	67.7	
2. 1-2	0.8	1.0	0.7	0.7	0.4	-	1.1	0.7	1.2	0.5	2.6	-	-	0.8	4.0	13.8	
3. 3-5	0.1	0.1	0.1	0.1	-	0.3	0.1	0.1	-	0.1	0.1	-	-	-	-	6.0	
4. 6-9	0.3	0.2	0.3	0.4	-	0.2	0.1	0.1	0.7	0.1	1.0	-	-	-	0.6	8.2	
5. 10-19	0.1	0.1	0.2	-	-	-	-	0.3	0.2	0.1	0.2	-	-	-	0.7	2.0	
6. 20-39	*	-	0.1	-	-	-	-	-	0.2	*	-	-	-	-	0.3	-	
7. 40 or more	*	0.1	-	0.1	-	-	-	0.1	-	*	-	-	-	-	-	2.3	
<i>Item 22270 Subject A01b</i>	<i>N</i>	<i>2162</i>	<i>1043</i>	<i>1078</i>	<i>1287</i>	<i>245</i>	<i>338</i>	<i>550</i>	<i>755</i>	<i>520</i>	<i>1763</i>	<i>349</i>	<i>1072</i>	<i>546</i>	<i>196</i>	<i>287</i>	<i>34</i>
<b>E08C:</b> . . . during the last 30 days?																	
1. 0 occasions	99.4	99.5	99.3	99.6	99.3	99.5	99.6	99.1	99.3	99.5	98.8	100.0	100.0	100.0	97.5	85.4	
2. 1-2	0.3	0.2	0.3	0.1	0.4	0.3	0.2	0.3	0.3	0.2	0.4	-	-	-	1.1	6.9	
3. 3-5	0.1	0.1	-	0.1	-	-	0.2	-	-	-	0.3	-	-	-	0.2	1.3	
4. 6-9	0.2	0.1	0.3	0.1	0.3	0.2	-	0.4	0.2	0.2	0.2	-	-	-	0.8	2.2	
5. 10-19	0.1	-	0.1	-	-	-	-	0.1	0.2	*	0.2	-	-	-	0.3	1.9	
6. 20-39	-	-	-	-	-	-	-	-	-	-	-	-	-	-	-	-	
7. 40 or more	*	0.1	-	0.1	-	-	-	0.1	-	*	-	-	-	-	-	2.3	
<i>Item 22280 Subject A01c</i>	<i>N</i>	<i>2162</i>	<i>1043</i>	<i>1079</i>	<i>1287</i>	<i>245</i>	<i>338</i>	<i>549</i>	<i>755</i>	<i>520</i>	<i>1763</i>	<i>350</i>	<i>1072</i>	<i>546</i>	<i>196</i>	<i>287</i>	<i>35</i>



QUESTIONNAIRE FORM 5 2011	TOTAL	SEX		RACE		REGION				COLLEGE PLANS?		ILLCIT DRUG USE: LIFETIME				
		M	F	White	Black	NE	NC	S	W	Yes	No	None	Mari- juana Only	Few Pills	More Pills	Any Her- oin
<i>N (Weighted No. of Cases):</i>	2491	1207	1162	1400	305	443	582	906	561	1919	386	1187	619	216	332	40
<i>% of Weighted Total:</i>	100.0	48.5	46.6	56.2	12.2	17.8	23.4	36.4	22.5	77.0	15.5	47.6	24.9	8.7	13.3	1.6
<b>E09:</b> Anabolic steroids are prescription drugs sometimes prescribed by doctors to treat certain conditions. Some athletes, and others, have used them to try to increase muscle development.  On how many occasions (if any) have you taken steroids on your own—that is, without a doctor telling you to take them. . .  <b>E09A:</b> . . . in your lifetime?																
1. 0 occasions	98.7	97.9	99.7	99.0	98.8	98.7	99.2	98.2	98.8	99.0	97.9	99.8	99.3	99.3	95.5	81.9
2. 1-2	0.5	0.8	0.1	0.3	0.4	0.3	0.2	0.4	0.9	0.2	1.0	*	0.3	0.7	2.0	1.8
3. 3-5	0.4	0.6	0.1	0.3	0.3	0.8	-	0.7	-	0.4	0.2	0.1	0.4	-	0.9	7.4
4. 6-9	0.3	0.3	0.1	0.2	0.2	0.2	0.4	0.3	0.1	0.2	0.3	0.1	-	-	0.6	2.7
5. 10-19	*	0.1	-	-	0.3	-	-	0.1	-	-	0.2	-	-	-	0.3	-
6. 20-39 occasions	0.1	0.2	-	0.1	-	-	-	0.1	0.2	0.1	-	-	-	-	0.3	2.0
7. 40 or more	0.1	0.3	-	0.2	-	-	0.2	0.2	-	0.1	0.3	-	-	-	0.4	4.4
<i>Item 22690 Subject A01a</i>	<i>N</i>	<i>2168</i>	<i>1048</i>	<i>1079</i>	<i>1295</i>	<i>340</i>	<i>550</i>	<i>759</i>	<i>519</i>	<i>1771</i>	<i>349</i>	<i>1073</i>	<i>549</i>	<i>197</i>	<i>289</i>	<i>34</i>
<b>E09B:</b> . . . during the last 12 months?																
1. 0 occasions	99.1	98.7	99.7	99.2	98.9	99.2	99.3	99.1	98.9	99.4	98.4	99.8	99.7	100.0	97.1	86.8
2. 1-2	0.4	0.8	0.1	0.4	0.8	0.5	0.2	0.2	0.9	0.2	1.3	*	0.2	-	2.2	5.5
3. 3-5	0.1	0.1	0.1	0.1	0.3	-	-	0.4	-	0.1	0.2	0.1	0.1	-	0.4	2.0
4. 6-9	0.2	0.1	0.1	0.2	-	0.2	0.3	0.1	-	0.1	0.1	0.1	-	-	-	1.3
5. 10-19	-	-	-	-	-	-	-	-	-	-	-	-	-	-	-	-
6. 20-39	*	0.1	-	0.1	-	-	-	-	0.2	0.1	-	-	-	-	0.3	-
7. 40 or more	0.1	0.1	-	0.1	-	-	0.1	0.1	-	0.1	-	-	-	-	-	4.4
<i>Item 22700 Subject A01b</i>	<i>N</i>	<i>2168</i>	<i>1048</i>	<i>1079</i>	<i>1295</i>	<i>340</i>	<i>549</i>	<i>759</i>	<i>519</i>	<i>1771</i>	<i>349</i>	<i>1073</i>	<i>549</i>	<i>197</i>	<i>289</i>	<i>34</i>
<b>E09C:</b> . . . during the last 30 days?																
1. 0 occasions	99.6	99.5	99.9	99.5	99.3	99.8	99.5	99.4	99.8	99.7	99.4	99.8	99.9	100.0	99.3	94.2
2. 1-2	0.1	0.1	-	*	0.4	-	0.1	0.1	-	-	0.4	*	-	-	0.4	-
3. 3-5	0.1	0.1	0.1	0.2	0.3	-	0.2	0.2	-	0.2	-	0.2	0.1	-	-	-
4. 6-9	0.1	-	0.1	0.1	-	0.2	0.1	0.1	-	*	0.1	-	-	-	-	1.3
5. 10-19	-	-	-	-	-	-	-	-	-	-	-	-	-	-	-	-
6. 20-39	*	0.1	-	0.1	-	-	-	-	0.2	0.1	-	-	-	-	0.3	-
7. 40 or more	0.1	0.1	-	0.1	-	-	0.1	0.1	-	0.1	-	-	-	-	-	4.4
<i>Item 22710 Subject A01c</i>	<i>N</i>	<i>2167</i>	<i>1046</i>	<i>1079</i>	<i>1294</i>	<i>340</i>	<i>549</i>	<i>759</i>	<i>518</i>	<i>1771</i>	<i>348</i>	<i>1073</i>	<i>549</i>	<i>197</i>	<i>288</i>	<i>34</i>
<b>E10:</b> What methods have you used for taking steroids on your own? (Mark all that apply.)																
A. Injection	0.4	0.7	0.1	0.3	0.3	-	0.5	0.7	-	0.4	0.3	0.2	0.1	-	1.1	6.6
B. By mouth	0.9	1.6	0.1	0.8	0.5	0.8	0.5	1.1	1.1	0.7	0.9	0.2	0.6	0.3	3.4	10.9
C. Haven't used steroids	99.0	98.3	99.8	99.1	99.2	99.2	99.3	98.8	98.9	99.2	98.9	99.7	99.4	99.7	96.6	84.6
<i>Item 23790-23800, 30940 Subject A05dN</i>	<i>2164</i>	<i>1044</i>	<i>1080</i>	<i>1294</i>	<i>244</i>	<i>339</i>	<i>549</i>	<i>756</i>	<i>520</i>	<i>1770</i>	<i>346</i>	<i>1075</i>	<i>548</i>	<i>196</i>	<i>286</i>	<i>33</i>
<b>E11:</b> During the LAST 12 MONTHS, on how many occasions (if any) have you . . .																
<b>E11A:</b> . . . taken ketamine ("special K," "super K")																
1. 0 occasions	98.6	98.5	98.9	98.5	99.0	98.9	99.0	98.6	97.8	99.0	97.4	100.0	100.0	99.7	93.8	75.9
2. 1-2	0.9	0.9	0.8	1.1	0.4	0.4	0.7	0.5	2.0	0.6	1.9	-	-	0.3	4.7	13.8
3. 3-5	0.1	0.1	*	-	0.4	-	-	0.2	-	*	0.3	-	-	-	0.5	-
4. 6-9	0.2	0.1	0.1	0.1	0.2	0.2	0.1	0.1	0.2	0.1	-	-	-	-	0.3	1.2
5. 10-19	0.1	0.1	-	0.1	-	-	0.2	0.3	-	0.1	-	-	-	-	0.4	-
6. 20-39	*	-	0.1	0.1	-	0.3	-	-	-	0.1	-	-	-	-	-	2.6
7. 40 or more	0.1	0.2	0.1	0.1	-	0.2	-	0.3	-	0.1	0.4	-	-	-	0.2	6.5
<i>Item 31060 Subject A01b</i>	<i>N</i>	<i>2192</i>	<i>1060</i>	<i>1088</i>	<i>1295</i>	<i>340</i>	<i>549</i>	<i>777</i>	<i>527</i>	<i>1788</i>	<i>349</i>	<i>1085</i>	<i>550</i>	<i>198</i>	<i>291</i>	<i>37</i>



QUESTIONNAIRE FORM 5 2011	TOTAL	SEX		RACE		REGION				COLLEGE PLANS?		ILLICIT DRUG USE: LIFETIME				
		M	F	White	Black	NE	NC	S	W	Yes	No	None	Mari- juana Only	Few Pills	More Pills	Any Her- oin
<i>N (Weighted No. of Cases):</i>	2491	1207	1162	1400	305	443	582	906	561	1919	386	1187	619	216	332	40
<i>% of Weighted Total:</i>	100.0	48.5	46.6	56.2	12.2	17.8	23.4	36.4	22.5	77.0	15.5	47.6	24.9	8.7	13.3	1.6
<b>E11B:</b> . . . taken OxyContin (without a doctor's orders)																
1. 0 occasions	94.9	93.7	96.3	93.7	98.2	95.1	97.2	94.9	92.5	96.0	91.7	100.0	100.0	97.6	71.3	49.0
2. 1-2	2.2	3.1	1.3	3.1	0.3	1.3	1.6	2.3	3.2	2.2	2.3	-	-	2.4	13.3	9.7
3. 3-5	1.2	1.3	1.0	1.2	0.4	0.5	0.8	0.8	2.4	0.8	2.5	-	-	-	7.8	6.4
4. 6-9	0.7	0.8	0.4	0.7	0.3	0.8	0.1	0.8	1.1	0.4	1.4	-	-	-	3.6	7.2
5. 10-19	0.4	0.6	0.3	0.5	0.8	0.7	0.1	0.7	0.3	0.4	0.8	-	-	-	1.9	12.3
6. 20-39	0.3	0.2	0.1	0.2	-	0.7	0.1	0.4	-	0.1	0.4	-	-	-	1.1	2.0
7. 40 or more	0.3	0.1	0.5	0.6	-	0.9	-	0.2	0.5	0.1	1.0	-	-	-	0.9	13.4
<i>Item 31310 Subject A01b</i>	<i>N</i> 2181	1052	1087	1291	253	340	542	776	523	1782	347	1082	548	198	289	34
<b>E11C:</b> . . . taken Vicodin (without a doctor's orders)																
1. 0 occasions	92.3	91.4	93.3	90.7	97.6	94.9	91.0	95.5	87.3	93.4	88.6	100.0	100.0	86.8	59.9	45.6
2. 1-2	3.7	3.5	3.9	5.0	1.3	2.0	4.2	1.6	7.3	3.4	5.2	-	-	10.3	17.3	25.2
3. 3-5	1.1	1.4	0.9	1.3	0.4	0.3	2.7	0.4	1.2	1.0	2.0	-	-	2.6	6.6	1.7
4. 6-9	1.3	1.7	0.9	1.4	-	1.3	0.7	0.7	3.0	1.0	2.3	-	-	0.4	8.1	8.4
5. 10-19	0.8	0.8	0.5	0.8	0.8	0.2	1.0	1.1	0.4	0.5	1.4	-	-	-	3.7	9.0
6. 20-39	0.2	0.3	0.1	0.3	-	0.5	0.4	-	0.1	0.1	0.2	-	-	-	1.7	-
7. 40 or more	0.5	0.9	0.2	0.5	-	0.7	-	0.8	0.6	0.6	0.2	-	-	-	2.7	10.0
<i>Item 31320 Subject A01b</i>	<i>N</i> 2189	1058	1089	1294	255	340	550	775	524	1787	348	1084	548	197	293	36
<b>E11D:</b> . . . taken Salvia																
1. 0 occasions	94.7	93.2	96.3	94.3	97.6	96.1	97.0	95.5	90.1	95.7	90.4	99.8	96.9	90.5	82.2	40.1
2. 1-2	3.5	4.5	2.6	4.3	0.3	2.8	2.4	2.1	7.2	3.1	5.8	*	2.4	7.5	12.5	33.6
3. 3-5	0.8	1.1	0.5	0.6	0.9	0.5	0.2	1.3	0.9	0.8	1.1	0.2	0.3	1.2	2.6	10.1
4. 6-9	0.8	0.8	0.4	0.5	1.2	0.2	0.2	0.8	1.6	0.3	1.9	-	0.4	0.2	1.9	9.9
5. 10-19	0.1	0.2	0.1	0.1	-	-	0.2	0.1	0.1	0.1	0.4	-	-	-	0.7	1.8
6. 20-39	0.1	0.1	-	-	-	-	-	0.1	-	0.1	-	-	-	0.6	-	-
7. 40 or more	0.1	0.1	0.1	0.2	-	0.4	-	0.1	-	*	0.4	-	-	-	0.2	4.5
<i>Item 32500 Subject A01b</i>	<i>N</i> 2176	1052	1083	1288	252	338	544	771	522	1777	346	1079	547	196	288	36
<b>E11E:</b> . . . taken Provigil, a prescription stay-awake drug (without a doctor's orders)																
1. 0 occasions	98.6	99.1	98.5	99.0	98.8	99.2	99.4	97.9	98.3	99.2	97.3	99.8	99.8	99.6	95.8	72.9
2. 1-2	0.4	0.2	0.6	0.5	-	0.1	0.4	0.1	1.1	0.2	1.4	-	-	0.4	1.3	12.7
3. 3-5	0.1	0.1	0.1	0.1	0.4	-	0.2	0.1	0.2	0.1	0.4	-	-	-	0.9	0.8
4. 6-9	0.6	0.3	0.5	0.2	0.3	0.5	-	1.3	0.2	0.4	0.4	0.2	-	-	1.3	6.3
5. 10-19	0.1	0.1	0.1	0.1	-	-	-	0.1	0.3	0.1	-	-	-	-	0.5	2.5
6. 20-39	0.1	-	0.1	-	0.5	-	-	0.2	-	-	0.3	-	0.2	-	-	-
7. 40 or more	0.1	0.2	-	0.1	-	0.2	-	0.2	-	0.1	0.2	-	-	-	0.2	4.8
<i>Item 32510 Subject A01b</i>	<i>N</i> 2183	1055	1086	1292	254	340	547	774	522	1781	348	1083	547	196	291	36
<b>E11F:</b> . . . taken a nonprescription cough or cold medicine ("robos," "DXM," etc.) to get high. Do NOT include prescription cough medicines with codeine																
1. 0 occasions	93.4	92.8	94.1	92.9	95.6	94.1	94.4	92.5	93.3	94.3	89.4	97.4	96.8	93.8	76.9	61.1
2. 1-2	2.3	2.9	1.9	2.7	0.6	1.5	2.4	2.0	3.4	1.9	5.2	1.1	0.8	2.7	8.8	11.2
3. 3-5	2.2	2.2	2.3	2.4	2.5	1.8	2.0	2.8	1.8	2.0	3.4	1.4	1.4	2.8	5.5	7.8
4. 6-9	0.9	0.5	1.2	0.5	0.8	0.4	0.4	1.5	0.9	0.8	1.1	-	0.9	0.8	3.4	4.7
5. 10-19	0.6	0.8	0.4	0.9	-	1.5	0.1	0.6	0.5	0.6	0.2	0.1	-	-	3.5	2.3
6. 20-39	0.2	0.3	-	0.2	0.4	-	0.3	0.4	0.1	0.1	0.2	-	-	-	0.7	3.1
7. 40 or more	0.3	0.5	0.1	0.4	-	0.7	0.4	0.2	0.1	0.3	0.6	-	-	-	1.0	9.9
<i>Item 31670 Subject A01b</i>	<i>N</i> 2185	1054	1087	1292	254	339	547	775	524	1782	347	1084	546	197	290	36
<b>E11G:</b> . . . used dissolvable tobacco products (Ariva, Stonewall, Orbs)																
1. 0 occasions	98.5	98.2	99.0	98.5	99.0	98.7	99.5	97.6	98.5	98.9	97.0	99.6	99.3	96.6	97.2	86.1
2. 1-2	0.4	0.6	0.2	0.6	-	0.2	0.5	0.2	0.8	0.4	0.3	0.1	0.4	1.7	0.5	1.3
3. 3-5	0.2	0.2	0.1	0.1	0.4	-	-	0.4	0.1	0.1	0.4	0.1	-	0.1	0.5	3.5
4. 6-9	0.3	0.3	0.1	0.3	0.1	0.8	-	0.2	0.2	0.1	0.7	-	*	0.9	0.3	1.9
5. 10-19	0.2	-	0.3	-	0.5	-	-	0.7	-	0.1	0.3	0.2	0.2	-	-	-
6. 20-39	0.1	-	0.1	0.1	-	-	-	0.1	-	0.1	-	-	-	0.6	-	-
7. 40 or more	0.4	0.7	0.1	0.5	-	0.2	-	0.7	0.4	0.2	1.2	0.1	0.1	-	1.5	7.2
<i>Item 32710 Subject A01b</i>	<i>N</i> 2180	1052	1086	1289	254	338	548	773	521	1776	349	1082	545	197	289	35



## DESCRIPTIVE RESULTS: 2011

219

QUESTIONNAIRE FORM 5 2011	TOTAL	SEX		RACE		REGION				COLLEGE PLANS?		ILLCIT DRUG USE: LIFETIME				
		M	F	White	Black	NE	NC	S	W	Yes	No	None	Mari- juana Only	Few Pills	More Pills	Any Her- oin
<i>N (Weighted No. of Cases):</i>	2491	1207	1162	1400	305	443	582	906	561	1919	386	1187	619	216	332	40
<i>% of Weighted Total:</i>	100.0	48.5	46.6	56.2	12.2	17.8	23.4	36.4	22.5	77.0	15.5	47.6	24.9	8.7	13.3	1.6
<b>E11H:</b> . . . used snus (a small packet of tobacco that is put in the mouth)																
1. 0 occasions	92.1	86.1	98.1	89.6	97.2	92.2	89.4	93.6	92.9	93.8	84.9	97.0	92.5	89.5	79.0	73.5
2. 1-2	2.2	3.8	0.6	3.0	1.5	0.8	3.1	1.9	2.6	1.9	3.9	0.6	2.6	3.1	7.4	1.3
3. 3-5	1.3	1.9	0.7	1.6	0.4	0.9	1.9	0.7	1.8	1.2	1.9	0.4	2.2	1.3	2.8	1.8
4. 6-9	1.2	1.8	0.4	1.6	-	2.1	1.6	1.0	0.7	0.9	2.1	0.8	0.5	1.6	3.1	-
5. 10-19	0.8	1.6	-	1.2	-	0.8	1.1	0.7	0.5	0.7	1.1	0.3	0.6	3.1	1.0	3.5
6. 20-39	0.5	1.1	-	0.6	0.9	0.2	0.5	0.4	0.7	0.3	1.1	0.4	0.1	-	1.7	2.3
7. 40 or more	1.8	3.6	0.1	2.4	-	3.0	2.4	1.6	0.9	1.2	4.9	0.6	1.6	1.4	5.0	17.6
<i>Item 32720 Subject A01b</i>	<i>N</i> 2182	1051	1087	1293	253	340	550	771	521	1780	346	1080	545	197	292	36
<b>E11I:</b> . . . had an alcoholic beverage containing caffeine (like Four Loko or Joose)																
1. 0 occasions	73.4	74.0	73.3	71.6	82.0	70.9	72.9	76.3	71.4	74.8	68.5	90.8	65.8	59.5	39.4	35.1
2. 1-2	11.5	10.3	12.2	11.9	9.0	11.8	13.4	9.5	12.1	11.7	10.1	5.7	17.1	16.4	16.3	19.1
3. 3-5	5.7	5.5	6.0	6.2	5.6	5.6	6.1	6.1	4.9	5.5	7.5	1.6	8.0	10.0	13.1	16.7
4. 6-9	4.2	4.2	4.1	4.3	2.1	4.9	3.0	3.2	6.2	3.8	4.8	0.9	4.5	4.4	14.4	10.1
5. 10-19	3.0	3.6	2.2	3.2	0.6	4.1	2.6	2.3	3.6	2.4	5.2	0.9	2.3	5.7	8.9	9.1
6. 20-39	0.9	1.2	0.8	1.3	-	1.4	0.9	0.9	0.6	0.9	1.4	-	0.7	3.3	3.0	3.7
7. 40 or more	1.3	1.2	1.5	1.5	0.7	1.2	1.1	1.7	1.1	1.0	2.4	0.2	1.5	0.8	4.9	6.3
<i>Item 32690 Subject A01b</i>	<i>N</i> 2186	1056	1087	1294	251	340	549	770	527	1784	347	1078	549	198	293	36
<b>E12:</b> In which competitive sports (if any) did you participate during the LAST 12 MONTHS? Include school, community, and other organized sports. (Mark all that apply.)																
A. None	31.1	22.8	39.1	29.9	35.5	30.7	28.9	30.7	34.0	30.0	38.1	33.3	23.8	38.2	32.4	38.6
B. Baseball/Softball	14.3	17.5	11.3	16.6	9.9	13.6	16.4	14.7	12.0	13.8	15.1	12.5	14.9	14.5	17.4	13.7
C. Basketball	19.0	25.9	12.1	17.5	27.6	16.0	22.5	18.6	18.1	18.6	19.6	18.5	22.9	16.1	15.5	20.9
D. Cheerleading/Spirit Squad	5.4	0.7	10.0	4.7	9.9	5.6	4.8	6.3	4.5	6.0	2.9	4.6	7.2	5.1	5.1	3.7
E. Crew	0.6	0.4	0.7	0.5	1.0	0.6	0.2	1.0	0.4	0.6	0.4	0.8	0.4	0.6	-	-
F. Cross country	4.9	6.6	3.3	5.2	3.5	4.3	7.3	4.3	3.8	5.6	1.9	5.4	4.5	6.1	4.3	1.8
G. Equestrian	1.3	0.4	2.3	1.9	0.3	2.0	1.0	1.5	1.0	1.5	0.9	2.1	0.5	-	1.0	-
H. Field hockey	0.5	0.1	0.9	0.8	-	2.3	0.3	-	0.4	0.5	0.9	0.2	0.5	1.4	1.1	-
I. Football	15.2	27.7	3.1	13.5	19.3	11.5	14.0	18.7	13.8	14.0	18.7	11.2	21.3	14.2	19.7	14.5
J. Golf	4.4	7.1	1.7	5.8	0.5	6.1	6.0	3.0	3.7	4.5	3.8	4.2	5.2	4.4	4.1	7.0
K. Gymnastics	1.9	0.7	3.0	1.7	2.2	1.2	1.6	3.1	0.8	1.9	1.3	1.9	1.7	0.9	2.1	2.4
L. Ice hockey	1.2	2.3	0.1	1.7	-	3.3	1.7	0.5	0.2	1.3	0.6	1.2	1.1	0.3	2.0	1.9
M. Lacrosse	2.5	3.5	1.6	3.1	0.7	6.2	2.2	1.8	1.3	2.8	1.4	1.5	3.8	2.7	3.2	-
N. Soccer	13.9	17.0	10.9	14.0	6.9	17.0	14.8	13.7	11.3	14.2	11.7	13.4	15.5	14.3	13.8	7.1
O. Swimming/Diving	8.1	9.4	6.8	7.4	6.3	5.5	5.9	9.3	10.5	7.7	8.7	7.0	8.2	6.7	12.7	15.2
P. Tennis	5.4	5.1	5.8	5.6	2.4	5.7	5.8	5.7	4.5	6.3	0.8	6.7	4.7	2.0	5.3	-
Q. Track & Field	11.3	13.1	9.3	10.9	15.3	12.8	13.4	9.7	10.6	12.0	5.6	11.0	13.2	10.1	11.0	2.4
R. Volleyball	8.2	3.6	12.6	8.8	7.9	8.1	7.5	7.4	10.1	9.0	4.0	8.7	9.4	5.6	6.2	5.7
S. Water polo	1.2	1.8	0.6	1.2	-	1.0	0.7	0.7	2.5	0.9	2.5	1.0	1.2	1.2	1.8	-
T. Weight lifting	12.1	19.8	4.6	12.1	11.5	11.4	11.1	12.8	12.4	11.0	16.0	9.4	14.5	8.3	17.9	25.7
U. Wrestling	4.8	9.0	0.9	4.2	5.1	3.6	5.9	5.0	4.1	4.1	7.8	3.6	5.7	3.6	7.7	9.8
V. Other	17.0	18.0	16.3	15.6	12.7	17.2	14.3	18.1	18.2	17.0	16.2	16.7	17.8	15.1	16.9	24.4
<i>Item 31500-31660 Subject B01, T02</i>	<i>N</i> 2157	1043	1072	1275	251	334	545	759	519	1755	347	1065	542	196	285	35
<b>E13:</b> During the LAST 7 DAYS, on how many days were you physically active for a total of at least 60 minutes per day? (Add up all the time you spent in any kind of physical activity that increased your heart rate and made you get out of breath some of the time.)																
0. 0 days	14.3	10.9	17.1	11.1	27.9	11.4	13.8	15.6	14.6	12.8	20.0	16.1	13.0	10.5	11.2	17.1
1. 1 day	9.7	6.8	12.9	9.7	10.2	8.6	9.4	10.2	9.9	10.8	5.2	10.8	8.4	12.4	8.0	6.2
2. 2 days	12.7	8.3	17.1	13.0	14.3	13.6	10.0	14.7	12.2	13.0	11.3	12.9	11.9	12.6	14.1	15.2
3. 3 days	12.2	10.6	13.7	11.0	10.4	7.3	11.3	14.5	13.0	11.9	13.2	12.5	11.0	13.1	12.0	18.1
4. 4 days	11.4	12.0	10.9	12.6	6.8	15.7	13.4	8.4	11.0	11.2	12.8	10.2	12.0	13.1	13.6	10.1
5. 5 days	14.6	18.4	10.8	15.1	10.5	15.4	15.9	12.3	16.1	14.5	14.7	13.7	16.3	13.1	14.2	7.4
6. 6 days	8.9	11.0	7.0	10.9	6.9	8.2	10.9	8.0	8.5	9.6	5.7	8.9	9.6	8.4	9.1	-
7. 7 days	16.2	22.0	10.6	16.6	13.0	19.8	15.2	16.3	14.7	16.2	17.1	14.9	17.8	16.8	17.8	26.0
<i>Item 32520 Subject T02</i>	<i>N</i> 2191	1057	1087	1289	255	340	549	775	527	1783	350	1079	548	196	294	36



QUESTIONNAIRE FORM 5 2011	TOTAL	SEX		RACE		REGION				COLLEGE PLANS?		ILLCIT DRUG USE: LIFETIME				
		M	F	White	Black	NE	NC	S	W	Yes	No	None	Mari- juana Only	Few Pills	More Pills	Any Her- oin
<i>N (Weighted No. of Cases):</i>	2491	1207	1162	1400	305	443	582	906	561	1919	386	1187	619	216	332	40
<i>% of Weighted Total:</i>	100.0	48.5	46.6	56.2	12.2	17.8	23.4	36.4	22.5	77.0	15.5	47.6	24.9	8.7	13.3	1.6
<b>E14:</b> For how many semesters (if any) have you taken physical education (P.E) or gym class this school year? (Don't count a general health class.)																
0. None	38.1	36.2	40.8	39.5	38.9	10.0	38.8	48.8	39.9	39.3	34.8	42.0	30.8	34.9	41.2	36.6
1. 1 semester	19.6	18.5	20.0	19.3	22.5	19.4	22.2	20.3	16.2	18.3	24.0	18.8	19.6	23.5	17.9	26.0
2. 2 or more semesters	42.2	45.3	39.3	41.1	38.6	70.5	39.0	30.9	43.9	42.4	41.2	39.1	49.6	41.6	40.9	37.3
<i>Item 32680 Subject B01, T02</i>	<i>N 2192</i>	<i>1059</i>	<i>1086</i>	<i>1289</i>	<i>254</i>	<i>340</i>	<i>549</i>	<i>775</i>	<i>528</i>	<i>1787</i>	<i>349</i>	<i>1079</i>	<i>548</i>	<i>195</i>	<i>295</i>	<i>36</i>
<b>E15:</b> On how many days per week (if any) have you had a physical education (P.E.) or gym class this semester?																
0. 0 days	60.8	56.6	65.7	62.4	62.0	19.3	61.3	73.2	68.6	62.6	55.0	63.6	56.0	63.3	63.0	45.9
1. 1 day	1.4	1.9	0.6	0.7	2.1	4.5	0.2	1.1	0.9	1.2	1.7	1.3	1.0	1.1	1.2	2.6
2. 2 days	7.6	8.2	7.0	8.9	4.8	36.3	2.9	2.8	1.0	7.6	7.8	7.0	10.1	8.2	4.8	7.6
3. 3 days	7.4	7.8	6.7	7.0	7.5	15.1	10.5	5.2	2.5	7.0	7.7	7.8	7.5	8.5	5.1	4.1
4. 4 days	4.2	4.7	3.6	4.1	4.9	11.2	2.4	1.2	6.0	4.2	3.4	3.4	3.6	4.2	7.6	4.9
5. 5 days	18.7	20.8	16.3	17.0	18.7	13.7	22.8	16.5	21.0	17.4	24.3	16.9	21.7	14.7	18.4	34.9
<i>Item 32530 Subject B01, T02</i>	<i>N 2185</i>	<i>1053</i>	<i>1082</i>	<i>1287</i>	<i>252</i>	<i>336</i>	<i>548</i>	<i>778</i>	<i>523</i>	<i>1781</i>	<i>346</i>	<i>1072</i>	<i>547</i>	<i>195</i>	<i>294</i>	<i>36</i>



# DESCRIPTIVE RESULTS: 2011

221

QUESTIONNAIRE FORM 6 2011	TOTAL	SEX		RACE		REGION				COLLEGE PLANS?		ILLICIT DRUG USE: LIFETIME				
		M	F	White	Black	NE	NC	S	W	Yes	No	None	Mari- juana Only	Few Pills	More Pills	Any Her- oin
<i>N (Weighted No. of Cases):</i>	2490	1171	1169	1422	315	431	583	910	565	1960	377	1274	557	215	331	27
<i>% of Weighted Total:</i>	100.0	47.0	47.0	57.1	12.6	17.3	23.4	36.5	22.7	78.7	15.1	51.2	22.4	8.6	13.3	1.1
<b>A01:</b> How satisfied are you with your life as a whole these days?																
1. Completely dissatisfied	2.2	1.8	2.1	2.0	4.0	2.8	2.4	2.3	1.3	1.8	2.6	2.0	2.0	0.8	1.2	17.2
2. Quite dissatisfied	5.9	6.6	5.2	6.2	4.0	7.7	6.4	4.3	6.6	5.5	6.1	5.5	4.9	5.7	7.5	11.3
3. Somewhat dissatisfied	5.7	5.5	6.2	5.7	3.7	3.8	6.0	6.2	6.3	6.0	4.7	5.0	5.7	8.9	6.3	4.1
4. Neither, or mixed feelings	9.7	10.7	8.6	8.5	12.2	11.9	7.5	11.4	7.7	9.1	11.7	8.6	9.1	11.7	12.7	14.2
5. Somewhat satisfied	20.5	18.4	23.0	19.9	20.0	17.0	23.8	19.5	21.5	20.7	22.3	18.9	21.6	22.9	27.0	14.6
6. Quite satisfied	41.2	39.1	43.6	44.2	36.3	44.5	41.8	38.6	42.0	42.6	36.1	44.0	40.5	40.1	34.5	25.0
7. Completely satisfied	14.8	17.9	11.2	13.6	19.8	12.2	12.2	17.7	14.7	14.3	16.5	16.0	16.3	9.9	10.8	13.6
<i>Item 6840 Subject P01, Q01</i>	<i>N</i> 2436	1138	1157	1402	305	420	573	889	554	1928	368	1255	549	203	327	27
<b>A02:</b> The next questions ask about the kinds of things you might do. How often do you do each of the following?																
<b>A02A:</b> Watch TV																
1. Never	1.9	2.2	1.6	1.8	1.1	3.5	1.1	1.0	3.0	1.8	2.6	2.0	0.9	0.9	3.2	9.5
2. A few times a year	3.1	3.0	3.1	2.4	1.8	3.3	2.8	3.4	2.8	2.8	3.5	4.0	2.6	1.8	1.5	8.2
3. Once or twice a month	5.3	5.5	5.4	6.0	1.7	3.2	5.2	4.1	9.0	5.6	5.2	5.2	4.1	6.2	7.4	14.2
4. At least once a week	27.7	25.5	29.3	29.0	24.0	28.2	26.8	26.4	30.5	27.6	27.4	27.9	28.9	29.4	26.3	13.8
5. Almost every day	61.9	63.8	60.7	60.8	71.3	61.9	64.1	65.1	54.6	62.3	61.2	61.0	63.5	61.8	61.6	54.3
<i>Item 5820 Subject C07</i>	<i>N</i> 2480	1170	1167	1422	315	431	580	906	563	1958	376	1272	555	215	331	27
<b>A02B:</b> Go to movies																
1. Never	3.6	4.0	3.2	3.3	5.8	3.8	3.5	4.2	2.9	2.8	5.5	3.9	2.0	1.8	5.0	9.3
2. A few times a year	46.4	46.7	46.8	49.4	44.2	54.6	49.8	43.5	41.4	46.8	46.8	45.8	45.6	47.5	50.5	39.1
3. Once or twice a month	45.2	44.9	45.4	44.0	43.5	38.3	43.4	46.3	50.8	45.9	42.9	44.9	48.3	47.1	41.6	51.6
4. At least once a week	4.0	4.0	4.0	3.0	5.9	2.8	2.8	5.0	4.7	3.9	4.3	4.8	3.4	3.7	2.2	-
5. Almost every day	0.7	0.5	0.6	0.3	0.7	0.5	0.4	1.1	0.3	0.6	0.5	0.5	0.7	-	0.7	-
<i>Item 5830 Subject C07</i>	<i>N</i> 2475	1167	1164	1421	312	431	580	903	561	1955	375	1270	555	215	328	27
<b>A02C:</b> Go to music concerts																
1. Never	43.4	45.1	40.7	38.0	59.0	43.2	39.3	44.8	45.4	40.7	51.9	47.3	38.5	34.9	38.7	35.1
2. A few times a year	49.5	47.2	52.9	55.1	36.9	51.7	53.7	49.0	44.5	52.9	38.6	47.8	54.7	57.1	49.2	35.7
3. Once or twice a month	5.6	6.1	5.4	6.0	2.8	3.9	5.9	4.5	8.3	5.4	6.9	3.8	5.1	8.0	10.0	26.4
4. At least once a week	0.9	1.1	0.7	0.6	0.7	0.8	0.7	0.8	1.1	0.6	2.1	0.5	1.4	-	1.7	2.8
5. Almost every day	0.6	0.6	0.3	0.3	0.6	0.3	0.3	0.8	0.6	0.4	0.6	0.6	0.2	-	0.4	-
<i>Item 5846 Subject C07</i>	<i>N</i> 2467	1163	1163	1420	306	430	575	897	565	1947	374	1261	556	214	331	26
<b>A02D:</b> Ride around in a car (or motorcycle) just for fun																
1. Never	17.7	15.1	19.6	15.0	19.6	18.8	15.0	16.0	22.4	18.2	14.3	22.8	13.7	10.6	7.5	4.9
2. A few times a year	11.3	10.9	12.1	12.6	9.5	10.9	12.8	9.9	12.2	11.9	7.1	13.2	9.3	8.8	10.0	4.9
3. Once or twice a month	17.9	17.9	18.6	19.9	13.9	18.4	20.1	16.3	17.7	19.2	15.1	20.4	16.2	15.4	13.8	18.2
4. At least once a week	27.0	29.9	25.2	29.3	20.3	24.4	29.0	28.1	25.1	26.9	29.3	23.2	28.5	38.0	34.5	41.1
5. Almost every day	26.1	26.2	24.5	23.2	36.8	27.5	23.1	29.7	22.5	23.7	34.2	20.4	32.2	27.2	34.2	30.8
<i>Item 5850 Subject C07</i>	<i>N</i> 2478	1169	1168	1422	314	430	580	904	564	1958	376	1269	556	215	331	27
<b>A02E:</b> Participate in community affairs or volunteer work																
1. Never	24.3	28.4	19.5	21.7	28.6	24.9	25.1	28.3	16.5	20.6	39.9	19.1	27.1	23.0	37.1	22.1
2. A few times a year	41.5	40.4	42.8	43.5	37.5	40.9	40.5	39.1	46.8	42.7	38.8	41.2	42.9	44.2	40.5	60.2
3. Once or twice a month	21.1	21.1	21.9	23.6	17.6	18.3	23.3	19.8	23.2	22.9	14.0	23.6	19.6	23.0	15.3	4.1
4. At least once a week	10.9	8.5	13.4	9.9	10.9	12.0	9.5	10.5	12.2	11.9	5.4	13.5	9.1	8.6	5.4	10.9
5. Almost every day	2.2	1.6	2.3	1.3	5.3	3.8	1.5	2.3	1.4	1.9	1.9	2.5	1.4	1.2	1.7	2.7
<i>Item 5860 Subject C07, O02</i>	<i>N</i> 2474	1168	1164	1419	313	430	577	904	563	1956	373	1271	553	215	330	27
<b>A02F:</b> Actively participate in sports, athletics or exercising																
1. Never	9.9	7.8	11.7	9.3	12.6	10.7	9.4	10.7	8.4	8.6	16.4	9.1	9.2	8.1	11.8	18.8
2. A few times a year	9.5	7.1	12.4	7.2	17.9	3.8	10.0	11.6	10.1	9.5	11.2	10.7	7.8	9.2	7.7	2.5
3. Once or twice a month	10.5	8.4	12.6	9.5	15.3	9.1	11.5	12.0	8.1	9.9	11.3	11.1	8.0	7.4	14.1	-
4. At least once a week	24.0	20.9	26.9	25.7	12.4	32.4	21.4	21.1	25.1	23.7	24.5	23.9	23.5	26.8	24.4	18.1
5. Almost every day	46.1	55.9	36.4	48.3	41.8	44.0	47.6	44.7	48.5	48.3	36.5	45.1	51.6	48.5	42.1	60.7
<i>Item 5890 Subject C07, T02</i>	<i>N</i> 2476	1167	1168	1419	314	431	579	901	564	1957	374	1267	556	215	331	27



QUESTIONNAIRE FORM 6 2011	TOTAL	SEX		RACE		REGION				COLLEGE PLANS?		ILLICIT DRUG USE: LIFETIME				
		M	F	White	Black	NE	NC	S	W	Yes	No	None	Mari- juana Only	Few Pills	More Pills	Any Her- oin
<i>N (Weighted No. of Cases):</i>	2490	1171	1169	1422	315	431	583	910	565	1960	377	1274	557	215	331	27
<i>% of Weighted Total:</i>	100.0	47.0	47.0	57.1	12.6	17.3	23.4	36.5	22.7	78.7	15.1	51.2	22.4	8.6	13.3	1.1
<b>A02G:</b> Get together with friends informally																
1. Never	1.9	2.7	0.9	1.3	4.4	1.2	1.2	2.8	1.7	1.6	1.7	2.3	0.7	1.8	1.0	2.5
2. A few times a year	3.7	3.0	4.6	2.7	6.0	3.6	3.6	4.1	3.3	3.4	4.5	4.5	2.5	3.6	1.5	2.5
3. Once or twice a month	12.2	10.1	15.0	11.7	13.1	13.8	13.9	10.9	11.4	12.5	12.7	14.8	11.5	7.9	7.8	2.7
4. At least once a week	45.6	44.3	45.9	49.3	39.6	46.1	49.1	44.3	43.5	47.0	40.6	50.6	42.1	40.5	38.3	32.3
5. Almost every day	36.6	39.9	33.6	35.0	36.9	35.3	32.1	38.0	40.2	35.5	40.4	27.8	43.2	46.2	51.4	60.0
<i>Item 5920 Subject C07, M04</i>	<i>N</i> 2470	1169	1159	1415	313	430	579	899	562	1952	373	1266	552	215	331	27
<b>A02H:</b> Go to a shopping mall																
1. Never	4.6	7.7	1.3	5.4	2.9	4.7	5.5	3.4	5.7	3.5	8.5	5.2	3.8	1.6	4.6	6.9
2. A few times a year	25.7	30.7	21.3	29.9	17.2	25.2	25.6	23.3	30.2	26.6	23.4	27.1	20.7	26.2	28.8	30.1
3. Once or twice a month	52.0	49.9	54.6	53.1	46.9	52.4	53.8	50.4	52.5	53.0	50.6	50.2	56.7	51.5	53.4	56.6
4. At least once a week	15.5	10.2	20.7	10.9	26.8	16.7	13.9	19.2	10.5	15.0	14.6	15.4	16.7	19.6	10.6	6.4
5. Almost every day	2.1	1.5	2.3	0.7	6.3	1.0	1.1	3.8	1.1	1.9	2.9	2.0	2.2	1.0	2.5	-
<i>Item 5935 Subject C07</i>	<i>N</i> 2477	1167	1169	1421	315	431	579	903	565	1959	374	1270	557	215	331	27
<b>A02I:</b> Spend at least an hour of leisure time alone																
1. Never	5.4	5.0	5.6	4.7	4.5	5.0	5.3	6.6	4.1	4.3	9.9	6.1	3.7	1.7	6.6	6.8
2. A few times a year	4.9	4.7	4.8	5.3	5.5	2.2	5.4	5.4	5.7	4.6	5.7	5.4	3.4	5.6	4.9	3.7
3. Once or twice a month	11.0	11.0	11.0	10.1	14.8	9.2	11.4	10.8	12.2	10.9	11.5	11.1	12.4	11.8	7.6	12.6
4. At least once a week	32.2	32.4	32.6	35.4	21.1	33.9	32.6	28.5	36.1	32.9	30.2	32.8	32.3	31.4	33.0	35.2
5. Almost every day	46.5	46.9	46.0	44.6	54.1	49.7	45.3	48.7	41.9	47.3	42.7	44.7	48.2	49.6	47.9	41.8
<i>Item 5940 Subject C07</i>	<i>N</i> 2468	1162	1167	1417	312	430	580	898	561	1954	374	1268	554	215	330	27
<b>A02J:</b> Read magazines																
1. Never	22.0	27.4	15.9	22.0	23.7	21.8	21.2	22.6	22.1	20.7	26.0	20.3	21.8	27.6	25.3	20.1
2. A few times a year	23.3	23.3	22.8	22.8	24.6	22.1	23.6	24.0	22.9	23.7	22.0	23.0	23.7	14.0	28.1	33.5
3. Once or twice a month	34.1	29.2	39.0	35.3	31.0	34.7	33.9	34.0	33.9	35.4	28.8	36.2	34.2	37.1	27.7	11.1
4. At least once a week	17.4	17.0	18.8	17.0	17.1	17.6	18.8	16.5	17.5	17.3	18.6	17.8	17.6	18.7	13.8	35.3
5. Almost every day	3.2	3.0	3.4	2.9	3.6	3.9	2.6	3.0	3.7	2.9	4.6	2.9	2.8	2.6	5.2	-
<i>Item 23070 Subject C07</i>	<i>N</i> 2474	1168	1165	1418	315	430	580	900	565	1954	376	1268	556	215	331	26
<b>A02K:</b> Read newspapers																
1. Never	29.1	28.0	30.1	28.4	29.9	22.6	28.8	32.3	29.4	28.4	32.1	28.2	30.4	26.6	31.7	22.5
2. A few times a year	24.8	22.0	27.1	24.9	26.4	24.8	22.6	26.0	25.0	24.3	25.0	24.6	25.1	23.1	25.4	17.8
3. Once or twice a month	22.1	23.5	21.1	21.5	21.9	24.0	23.1	21.4	20.9	23.1	19.1	23.9	22.0	21.9	16.8	23.3
4. At least once a week	16.5	17.6	15.6	17.8	16.1	16.6	17.8	15.5	16.7	16.7	15.7	15.6	15.9	20.7	18.2	25.9
5. Almost every day	7.5	8.9	6.1	7.4	5.7	12.1	7.8	4.8	8.1	7.4	8.1	7.8	6.5	7.7	7.9	10.4
<i>Item 23080 Subject C07</i>	<i>N</i> 2475	1169	1165	1420	315	431	580	900	564	1957	374	1269	556	214	331	26
<b>A02L:</b> Go to taverns, bars or nightclubs																
1. Never	62.8	59.6	65.8	66.3	57.5	62.4	59.7	59.3	71.9	64.6	54.8	74.7	55.0	54.8	41.1	16.7
2. A few times a year	16.6	18.1	14.9	16.1	14.0	17.0	19.7	16.1	13.7	16.4	16.2	12.0	20.0	22.6	23.7	30.0
3. Once or twice a month	13.5	14.0	13.2	11.8	16.8	12.9	14.3	15.5	9.9	12.5	18.6	9.4	17.0	15.4	20.9	8.2
4. At least once a week	5.4	5.8	5.0	4.2	9.7	6.1	4.6	6.5	3.7	4.8	8.6	3.0	6.4	5.0	10.9	25.6
5. Almost every day	1.8	2.4	1.1	1.6	1.9	1.6	1.7	2.5	0.7	1.8	1.7	0.9	1.6	2.1	3.4	19.5
<i>Item 5960 Subject C07</i>	<i>N</i> 2474	1168	1168	1420	314	428	580	901	565	1957	376	1268	557	215	330	26
<b>A02M:</b> Go to parties or other social affairs																
1. Never	10.4	10.5	9.8	9.6	11.2	7.8	8.8	11.5	12.3	10.2	11.3	14.1	7.3	5.2	4.6	5.1
2. A few times a year	27.5	26.8	28.7	28.0	30.0	27.4	29.0	27.5	26.2	27.7	25.6	35.4	19.3	21.3	15.7	9.8
3. Once or twice a month	34.7	31.9	37.6	36.4	28.1	35.5	33.0	36.1	33.7	36.0	29.9	33.8	38.2	37.8	33.5	14.4
4. At least once a week	23.9	26.8	21.4	23.1	25.8	25.2	26.0	21.6	24.3	23.3	28.2	14.7	31.0	32.6	41.9	39.6
5. Almost every day	3.5	3.9	2.5	2.9	4.9	4.2	3.2	3.3	3.5	2.9	5.0	1.9	4.1	3.2	4.3	31.0
<i>Item 5970 Subject C07</i>	<i>N</i> 2473	1170	1166	1418	315	429	577	901	565	1957	374	1266	556	215	331	26
<b>A02N:</b> Go to raves																
1. Never	79.9	74.5	85.8	80.7	88.5	81.4	78.1	81.1	78.9	80.3	79.1	87.2	77.7	75.5	62.5	29.8
2. A few times a year	12.5	15.5	9.2	12.7	6.4	7.8	15.3	13.3	11.8	12.4	12.4	8.3	16.0	17.1	19.0	22.0
3. Once or twice a month	4.6	5.7	3.5	4.6	2.0	5.0	3.9	3.6	6.8	4.6	4.9	3.1	4.3	5.5	11.7	-
4. At least once a week	1.6	2.2	1.1	1.1	1.6	3.6	1.2	1.1	1.3	1.3	2.7	0.7	1.4	1.3	4.1	18.8
5. Almost every day	1.3	2.1	0.4	0.9	1.6	2.2	1.4	0.9	1.3	1.4	0.9	0.7	0.7	0.6	2.8	29.4
<i>Item 29760 Subject C07</i>	<i>N</i> 2461	1162	1162	1417	312	427	579	892	563	1947	374	1261	553	215	330	26



## DESCRIPTIVE RESULTS: 2011

223

QUESTIONNAIRE FORM 6 2011	TOTAL	SEX		RACE		REGION				COLLEGE PLANS?		ILLCIT DRUG USE: LIFETIME				
		M	F	White	Black	NE	NC	S	W	Yes	No	None	Mari- juana Only	Few Pills	More Pills	Any Her- oin
<i>N (Weighted No. of Cases):</i>	2490	1171	1169	1422	315	431	583	910	565	1960	377	1274	557	215	331	27
<i>% of Weighted Total:</i>	100.0	47.0	47.0	57.1	12.6	17.3	23.4	36.5	22.7	78.7	15.1	51.2	22.4	8.6	13.3	1.1
The next questions are about your experiences in school.																
<b>A03:</b> How often do you feel that the school work you are assigned is meaningful and important?																
5. Almost always	10.0	8.7	11.1	7.6	15.4	8.1	7.2	11.1	12.8	9.9	10.4	12.0	8.7	7.5	6.9	12.7
4. Often	23.1	22.8	23.0	21.3	24.9	21.3	22.5	22.8	25.6	23.1	21.9	26.2	19.8	17.8	19.1	11.9
3. Sometimes	44.9	42.9	47.6	47.2	39.9	49.5	47.3	43.1	41.9	45.7	41.4	45.4	46.5	51.2	37.7	31.8
2. Seldom	17.1	19.7	14.7	19.6	14.8	15.2	17.3	18.0	16.9	17.1	18.8	13.2	19.5	19.2	28.3	19.7
1. Never	4.8	5.8	3.7	4.4	5.0	6.0	5.7	4.9	2.7	4.2	7.5	3.2	5.5	4.3	8.0	23.9
<i>Item 5700 Subject B01</i>	<i>N 2404</i>	<i>1125</i>	<i>1151</i>	<i>1392</i>	<i>300</i>	<i>420</i>	<i>567</i>	<i>871</i>	<i>546</i>	<i>1908</i>	<i>371</i>	<i>1239</i>	<i>538</i>	<i>211</i>	<i>321</i>	<i>26</i>
<b>A04:</b> How interesting are most of your courses to you?																
5. Very exciting and stimulating	3.5	4.6	2.3	2.7	2.8	3.3	3.6	2.9	4.6	3.3	3.7	4.7	2.5	2.2	1.4	-
4. Quite interesting	18.6	16.8	20.6	17.0	20.5	16.9	17.8	19.4	19.6	20.0	13.0	22.4	15.8	16.5	10.1	9.0
3. Fairly interesting	45.0	42.9	47.8	45.7	44.4	47.3	47.6	43.6	43.0	46.1	42.1	44.8	47.3	47.5	42.3	45.7
2. Slightly dull	24.6	26.4	22.6	25.9	22.1	25.2	23.4	23.6	26.9	23.4	30.1	22.0	24.1	27.6	32.4	31.4
1. Very dull	8.3	9.4	6.7	8.7	10.3	7.4	7.7	10.6	5.9	7.2	11.1	6.1	10.2	6.2	13.8	13.9
<i>Item 5710 Subject B01</i>	<i>N 2467</i>	<i>1164</i>	<i>1168</i>	<i>1421</i>	<i>310</i>	<i>428</i>	<i>580</i>	<i>895</i>	<i>564</i>	<i>1952</i>	<i>376</i>	<i>1268</i>	<i>554</i>	<i>215</i>	<i>331</i>	<i>27</i>
<b>A05:</b> How important do you think the things you are learning in school are going to be for your later life?																
5. Very important	15.5	14.5	15.9	10.4	30.8	9.9	12.3	19.8	16.3	15.5	12.5	17.9	11.9	13.9	12.1	12.0
4. Quite important	25.6	24.8	27.0	27.1	23.3	24.2	25.6	24.9	28.1	27.3	21.6	29.4	21.4	24.4	22.1	14.3
3. Fairly important	31.1	31.0	31.5	32.5	21.1	35.3	31.4	28.6	31.6	31.2	30.3	28.7	35.2	34.7	30.9	35.6
2. Slightly important	22.5	22.8	22.2	25.2	18.5	24.4	24.3	21.1	21.5	21.5	27.3	20.3	24.4	22.7	27.5	29.8
1. Not at all important	5.2	6.9	3.4	4.9	6.2	6.2	6.3	5.6	2.5	4.5	8.3	3.7	7.1	4.4	7.4	8.3
<i>Item 5720 Subject B01</i>	<i>N 2452</i>	<i>1160</i>	<i>1161</i>	<i>1415</i>	<i>310</i>	<i>425</i>	<i>574</i>	<i>895</i>	<i>559</i>	<i>1943</i>	<i>371</i>	<i>1263</i>	<i>553</i>	<i>215</i>	<i>323</i>	<i>27</i>
<b>A06:</b> Now thinking back over the past year in school, how often did you . . .																
<b>A06A:</b> Enjoy being in school?																
1. Never	5.4	4.6	5.4	5.1	4.5	5.8	5.0	6.5	3.5	4.1	9.9	4.0	6.5	5.3	6.7	11.6
2. Seldom	15.8	15.7	16.2	17.5	17.1	15.3	17.2	16.1	14.1	15.3	18.7	13.1	16.1	18.4	25.5	12.0
3. Sometimes	41.5	40.7	42.5	41.8	46.4	44.1	43.1	41.3	38.4	41.3	43.0	38.6	45.2	47.1	41.2	41.6
4. Often	28.3	29.3	27.9	28.0	23.2	27.6	27.8	28.9	28.4	30.1	22.1	33.6	26.0	19.3	21.0	19.0
5. Almost always	9.0	9.8	8.0	7.7	8.8	7.2	6.9	7.1	15.7	9.1	6.4	10.8	6.2	9.9	5.6	15.8
<i>Item 23090 Subject B01</i>	<i>N 2475</i>	<i>1169</i>	<i>1168</i>	<i>1421</i>	<i>315</i>	<i>429</i>	<i>580</i>	<i>900</i>	<i>565</i>	<i>1958</i>	<i>376</i>	<i>1271</i>	<i>556</i>	<i>215</i>	<i>331</i>	<i>27</i>
<b>A06B:</b> Hate being in school?																
1. Never	6.7	7.5	6.1	5.1	12.3	6.7	6.0	6.2	8.4	6.8	4.3	7.7	6.2	3.5	5.8	4.1
2. Seldom	24.4	25.4	23.0	24.1	21.8	23.8	24.5	23.2	26.8	26.3	16.5	27.4	23.1	21.5	18.6	16.2
3. Sometimes	36.4	36.1	37.8	38.0	30.0	37.4	38.1	35.5	35.4	36.9	35.8	39.8	32.7	38.4	28.2	45.1
4. Often	22.4	22.2	23.6	22.8	24.5	21.1	22.2	23.2	22.4	21.5	27.2	17.5	27.3	29.2	29.5	25.8
5. Almost always	10.0	8.8	9.6	9.9	11.4	11.0	9.3	11.9	7.0	8.4	16.2	7.6	10.8	7.4	18.0	8.8
<i>Item 23100 Subject B01</i>	<i>N 2472</i>	<i>1169</i>	<i>1168</i>	<i>1421</i>	<i>315</i>	<i>428</i>	<i>580</i>	<i>898</i>	<i>565</i>	<i>1958</i>	<i>376</i>	<i>1271</i>	<i>556</i>	<i>215</i>	<i>331</i>	<i>27</i>
<b>A06C:</b> Try to do your best work in school?																
1. Never	1.0	1.4	0.5	0.9	0.6	1.4	1.6	0.9	0.1	0.9	1.1	0.8	1.3	1.7	0.8	-
2. Seldom	6.1	8.9	3.4	6.8	2.1	6.5	7.6	4.4	6.8	4.9	11.4	4.1	6.6	8.1	10.9	14.4
3. Sometimes	20.3	24.6	16.4	19.6	20.8	20.5	19.8	21.1	19.4	19.4	26.3	16.0	22.4	24.5	31.8	12.3
4. Often	36.7	38.2	35.6	36.0	36.1	38.5	35.2	36.7	36.6	37.9	31.4	35.7	39.7	37.3	35.0	52.4
5. Almost always	36.0	26.9	44.2	36.7	40.4	33.1	35.8	36.8	37.1	36.8	29.8	43.4	30.0	28.5	21.5	20.9
<i>Item 23110 Subject B01</i>	<i>N 2468</i>	<i>1167</i>	<i>1167</i>	<i>1420</i>	<i>314</i>	<i>427</i>	<i>580</i>	<i>898</i>	<i>563</i>	<i>1956</i>	<i>375</i>	<i>1270</i>	<i>555</i>	<i>215</i>	<i>331</i>	<i>26</i>
<b>A06D:</b> Find the school work too hard to understand?																
1. Never	16.3	20.1	12.8	17.5	14.4	18.2	18.0	14.1	16.7	16.9	13.6	15.0	16.7	19.1	18.8	20.0
2. Seldom	40.4	39.6	42.1	43.9	34.2	42.9	44.1	37.8	38.7	42.7	32.0	40.6	42.4	43.1	39.5	30.7
3. Sometimes	33.7	31.1	35.5	30.2	40.0	31.9	29.7	37.3	33.6	32.8	35.6	35.3	31.6	29.8	29.0	36.7
4. Often	7.5	7.3	7.4	6.6	7.9	6.1	6.4	7.6	9.4	6.1	13.7	7.7	6.7	6.9	8.3	7.5
5. Almost always	2.1	1.9	2.1	1.9	3.5	0.9	1.7	3.2	1.5	1.6	5.0	1.4	2.6	1.1	4.4	5.0
<i>Item 23120 Subject B01</i>	<i>N 2471</i>	<i>1167</i>	<i>1167</i>	<i>1420</i>	<i>314</i>	<i>428</i>	<i>580</i>	<i>899</i>	<i>564</i>	<i>1955</i>	<i>375</i>	<i>1269</i>	<i>556</i>	<i>215</i>	<i>331</i>	<i>27</i>



QUESTIONNAIRE FORM 6 2011	TOTAL	SEX		RACE		REGION				COLLEGE PLANS?		ILLICIT DRUG USE: LIFETIME				
		M	F	White	Black	NE	NC	S	W	Yes	No	None	Mari- juana Only	Few Pills	More Pills	Any Her- oin
<i>N (Weighted No. of Cases):</i>	2490	1171	1169	1422	315	431	583	910	565	1960	377	1274	557	215	331	27
<i>% of Weighted Total:</i>	100.0	47.0	47.0	57.1	12.6	17.3	23.4	36.5	22.7	78.7	15.1	51.2	22.4	8.6	13.3	1.1
<b>A06E:</b> Fool around in class?																
1. Never	12.8	8.3	17.4	11.1	16.8	16.3	10.9	12.9	12.0	12.5	12.9	16.9	7.8	10.8	6.8	-
2. Seldom	24.4	17.4	31.1	23.4	21.3	22.1	23.1	24.4	27.4	25.7	14.8	28.2	23.4	16.8	15.6	14.8
3. Sometimes	34.3	37.9	30.9	36.1	34.2	34.8	33.8	33.5	35.5	34.1	36.4	31.2	39.0	38.4	35.3	33.8
4. Often	19.0	23.7	14.2	19.9	16.1	16.9	21.5	18.7	18.4	18.6	22.8	16.3	20.1	18.4	29.9	18.4
5. Almost always	9.6	12.7	6.4	9.5	11.7	9.9	10.7	10.5	6.7	9.2	13.0	7.4	9.6	15.6	12.4	33.0
<i>Item 23130 Subject B01</i>	<i>N</i> 2470	1165	1168	1420	315	429	577	899	565	1955	375	1268	555	215	331	27
<b>A06F:</b> Fail to complete or turn in your assignments?																
1. Never	24.5	18.3	30.4	25.7	23.0	23.3	29.9	24.7	19.5	26.1	18.4	31.1	20.8	18.5	11.4	2.1
2. Seldom	36.7	39.1	35.5	38.4	37.3	35.8	35.2	37.4	37.8	38.4	27.1	37.9	35.4	33.5	36.7	50.2
3. Sometimes	27.5	28.6	25.6	25.6	25.4	27.6	22.9	27.3	32.5	25.8	34.9	23.2	28.5	32.1	36.9	30.7
4. Often	9.7	12.0	7.8	8.6	13.1	12.1	10.6	8.6	8.5	8.5	15.9	6.8	13.6	14.5	11.3	16.9
5. Almost always	1.6	2.0	0.7	1.6	1.2	1.2	1.4	1.9	1.7	1.2	3.8	1.1	1.6	1.4	3.7	-
<i>Item 23140 Subject B01</i>	<i>N</i> 2468	1166	1167	1420	314	429	577	898	565	1955	375	1267	556	215	330	27
<b>A06G:</b> Get good grades (like As or Bs)?																
1. Never	1.2	1.2	0.9	0.8	2.6	0.8	1.3	1.9	0.5	0.4	4.7	0.9	1.4	0.4	2.4	-
2. Seldom	7.2	9.0	5.3	5.5	10.2	6.3	7.4	7.9	6.7	5.3	16.7	4.5	9.3	10.0	12.3	2.5
3. Sometimes	20.3	23.6	15.5	16.3	30.6	19.3	19.8	19.3	23.3	17.4	32.1	16.2	23.9	18.0	27.1	54.3
4. Often	28.3	29.9	27.6	27.5	31.6	27.4	25.2	30.6	28.7	28.3	28.4	27.9	27.6	31.5	29.3	33.7
5. Almost always	42.8	36.3	50.7	49.9	25.0	46.2	46.3	40.3	40.8	48.6	18.1	50.6	37.9	40.1	28.8	9.5
<i>Item 23150 Subject B01</i>	<i>N</i> 2468	1165	1168	1418	314	429	577	897	564	1952	376	1267	555	215	331	27
<b>A06H:</b> Get sent to the office, or have to stay after school, because you misbehaved?																
1. Never	74.1	65.4	84.0	76.0	66.9	74.2	75.8	72.6	74.6	77.1	59.4	83.0	71.7	64.9	55.0	32.6
2. Seldom	18.3	24.5	11.5	17.9	18.9	16.2	17.0	19.8	18.9	17.0	25.3	13.3	21.4	23.0	28.6	25.5
3. Sometimes	5.2	6.6	3.3	4.1	9.2	6.0	5.1	5.1	4.9	4.3	9.7	2.8	5.0	9.9	9.0	26.0
4. Often	1.7	2.3	1.1	1.4	2.6	2.4	1.8	1.4	1.4	1.2	3.8	0.7	1.1	1.8	4.8	15.9
5. Almost always	0.8	1.2	0.1	0.5	2.5	1.2	0.3	1.2	0.2	0.5	1.7	0.2	0.8	0.5	2.6	-
<i>Item 23160 Subject B01, B07</i>	<i>N</i> 2470	1167	1166	1418	314	426	580	899	565	1957	373	1270	556	213	330	27
<b>A06I:</b> Skip a day of school, or part of a day (without permission)?																
1. Never	55.2	52.4	58.2	57.5	55.4	52.3	68.1	50.8	51.0	56.5	47.9	68.6	45.7	44.6	32.4	16.4
2. Seldom	20.8	22.0	19.2	20.3	21.8	23.9	16.2	21.6	22.0	21.4	17.8	18.4	24.4	21.4	20.7	26.8
3. Sometimes	14.4	16.0	13.1	13.6	14.2	16.5	8.4	15.8	16.6	14.1	16.4	9.1	18.1	16.1	26.2	27.8
4. Often	7.0	7.2	6.7	6.5	5.0	5.5	5.7	7.3	8.9	6.0	12.2	2.9	6.7	14.2	17.2	22.2
5. Almost always	2.7	2.5	2.8	2.2	3.5	1.8	1.7	4.5	1.5	2.0	5.6	1.0	5.1	3.6	3.4	6.9
<i>Item 23170 Subject B01, B06</i>	<i>N</i> 2470	1168	1166	1419	314	429	579	898	564	1955	376	1271	556	215	330	27
<b>A07:</b> Now thinking back to the time when you were in fifth and sixth grade, how often did you . . .																
<b>A07A:</b> Enjoy being in school?																
1. Never	10.9	12.5	7.9	11.3	10.5	9.9	10.9	12.0	10.0	9.1	18.3	10.4	9.0	10.0	13.9	11.0
2. Seldom	11.6	13.8	9.3	12.5	9.8	13.8	12.1	10.9	10.8	11.0	16.7	12.4	11.1	8.5	13.0	16.1
3. Sometimes	23.6	27.8	20.1	25.9	21.8	26.3	26.4	23.9	18.3	23.8	22.0	22.1	26.7	22.6	25.2	19.0
4. Often	29.4	25.4	34.1	29.8	24.7	29.2	28.2	27.7	33.5	30.6	22.5	30.8	27.4	34.6	27.0	17.1
5. Almost always	24.4	20.5	28.6	20.5	33.2	20.8	22.5	25.6	27.4	25.5	20.5	24.4	25.8	24.4	20.9	36.8
<i>Item 23270 Subject B01</i>	<i>N</i> 2471	1166	1168	1416	315	428	580	898	565	1958	376	1272	553	215	330	27
<b>A07B:</b> Hate being in school?																
1. Never	19.3	17.2	21.4	16.2	27.1	19.8	18.4	19.0	20.5	20.0	15.3	21.1	18.4	17.0	13.0	19.3
2. Seldom	29.4	26.0	33.6	31.4	26.9	29.8	31.4	27.2	30.5	30.7	24.2	28.7	30.4	34.0	28.5	22.9
3. Sometimes	26.0	27.6	24.8	25.4	24.6	28.0	24.7	26.7	24.7	26.9	21.2	25.6	27.6	24.6	28.3	17.7
4. Often	13.7	15.7	11.2	14.9	10.0	11.5	14.6	14.2	13.5	11.7	22.7	13.1	13.4	12.1	16.0	37.6
5. Almost always	11.7	13.5	9.0	12.1	11.4	10.9	10.9	13.0	10.9	10.7	16.6	11.4	10.3	12.4	14.2	2.5
<i>Item 23280 Subject B01</i>	<i>N</i> 2466	1163	1167	1414	314	427	580	895	564	1956	375	1270	553	215	329	26



## DESCRIPTIVE RESULTS: 2011

225

QUESTIONNAIRE FORM 6 2011	TOTAL	SEX		RACE		REGION				COLLEGE PLANS?		ILLICIT DRUG USE: LIFETIME				
		M	F	White	Black	NE	NC	S	W	Yes	No	None	Mari- juana Only	Few Pills	More Pills	Any Her- oin
<i>N (Weighted No. of Cases):</i>	2490	1171	1169	1422	315	431	583	910	565	1960	377	1274	557	215	331	27
<i>% of Weighted Total:</i>	100.0	47.0	47.0	57.1	12.6	17.3	23.4	36.5	22.7	78.7	15.1	51.2	22.4	8.6	13.3	1.1
<b>A07C:</b> Try to do your best work in school?																
1. Never	2.8	3.4	2.3	2.9	2.9	4.1	2.2	2.8	2.4	2.6	3.9	3.2	1.3	3.2	3.6	7.1
2. Seldom	7.8	10.4	4.4	8.6	6.3	7.0	9.8	5.9	9.2	6.4	13.8	6.2	5.7	8.2	15.8	9.2
3. Sometimes	18.5	22.0	14.5	18.8	17.6	22.3	17.8	17.2	18.4	17.0	24.6	16.5	20.5	16.8	19.9	49.0
4. Often	26.7	28.0	25.5	27.6	22.2	23.4	28.8	26.2	27.7	26.6	27.1	25.1	29.9	26.1	30.5	22.0
5. Almost always	44.3	36.2	53.3	42.1	50.9	43.2	41.5	47.9	42.3	47.3	30.7	49.0	42.6	45.8	30.2	12.7
<i>Item 23290 Subject B01</i>	<i>N</i> 2456	1154	1165	1409	314	426	573	892	564	1947	373	1263	553	213	328	27
<b>A07D:</b> Find the school work too hard to understand?																
1. Never	29.8	32.3	28.3	28.7	33.5	38.0	31.7	26.8	26.4	32.1	20.6	28.5	32.2	31.0	29.4	36.8
2. Seldom	28.2	29.3	27.0	29.1	25.2	23.9	29.0	30.3	27.4	28.1	28.5	28.4	29.1	26.0	29.1	22.6
3. Sometimes	27.3	24.6	29.6	27.1	26.6	26.2	24.4	27.5	30.8	26.7	26.8	29.4	25.2	28.5	21.6	14.0
4. Often	11.1	10.0	12.2	12.0	9.7	9.6	11.8	11.1	11.5	10.1	16.3	10.2	10.7	9.0	15.5	24.0
5. Almost always	3.6	3.8	2.9	3.1	5.0	2.3	3.2	4.3	3.8	2.9	7.7	3.5	2.8	5.4	4.3	2.6
<i>Item 23300 Subject B01</i>	<i>N</i> 2466	1166	1164	1412	315	428	576	897	565	1956	373	1268	553	215	331	27
<b>A07E:</b> Fool around in class?																
1. Never	22.4	14.8	30.3	20.3	25.1	28.4	16.9	23.0	22.6	22.7	20.9	27.9	19.6	15.0	10.7	15.3
2. Seldom	22.1	20.1	25.2	24.2	20.5	20.3	21.9	22.3	23.2	23.8	15.5	25.4	19.2	23.9	16.8	9.0
3. Sometimes	25.0	24.9	24.5	24.9	25.1	25.1	26.4	24.1	24.8	24.7	22.9	24.4	26.0	26.6	23.2	12.5
4. Often	17.5	21.7	13.5	18.1	15.6	12.5	21.8	16.7	18.2	17.2	20.6	13.2	19.7	20.9	28.7	25.0
5. Almost always	13.0	18.5	6.5	12.5	13.6	13.6	13.1	13.9	11.2	11.6	20.2	9.1	15.5	13.6	20.6	38.1
<i>Item 23310 Subject B01</i>	<i>N</i> 2465	1165	1164	1415	313	428	580	893	564	1956	374	1268	553	215	330	27
<b>A07F:</b> Fail to complete or turn in your assignments?																
1. Never	42.4	32.9	52.7	42.0	43.6	45.3	42.8	45.7	34.7	45.7	29.9	46.6	42.8	36.9	32.3	31.1
2. Seldom	27.5	31.4	24.5	28.7	24.5	29.7	26.7	25.6	29.8	28.1	24.7	28.1	27.4	28.7	25.8	31.8
3. Sometimes	18.5	20.8	14.9	17.7	21.5	15.3	18.2	17.9	22.1	16.0	26.6	15.0	19.9	22.1	23.3	20.1
4. Often	7.9	10.2	5.3	8.0	6.8	6.9	10.3	5.8	9.7	6.9	13.4	7.3	6.6	8.5	12.1	10.1
5. Almost always	3.6	4.6	2.6	3.6	3.6	2.9	2.0	5.0	3.7	3.3	5.5	3.1	3.3	3.8	6.5	6.9
<i>Item 23320 Subject B01</i>	<i>N</i> 2465	1161	1168	1413	314	428	579	894	564	1954	375	1267	553	215	330	27
<b>A07G:</b> Get good grades (like As or Bs)?																
1. Never	3.3	3.9	2.7	3.3	3.6	2.2	3.5	3.8	3.3	2.0	9.8	2.7	1.8	3.5	7.6	-
2. Seldom	8.4	8.5	7.0	7.4	8.2	8.1	9.4	6.8	9.9	6.9	15.2	6.9	9.5	7.0	11.1	21.6
3. Sometimes	15.5	19.6	11.1	15.3	20.6	17.0	15.0	13.6	18.0	12.9	25.4	14.2	15.8	20.4	15.2	28.3
4. Often	21.7	22.0	21.4	20.1	22.4	20.7	18.3	22.0	25.3	21.7	20.5	20.8	21.3	24.6	22.6	34.1
5. Almost always	51.1	46.0	57.7	54.0	45.2	51.9	53.7	53.7	43.6	56.6	29.0	55.3	51.6	44.5	43.4	16.0
<i>Item 23330 Subject B01</i>	<i>N</i> 2465	1163	1167	1416	314	428	580	894	564	1956	375	1268	552	215	331	27
<b>A07H:</b> Get sent to the office, or have to stay after school, because you misbehaved?																
1. Never	64.2	51.3	77.7	63.7	57.7	70.0	62.3	65.0	60.3	66.6	53.7	71.8	63.9	52.5	46.6	28.1
2. Seldom	17.6	22.7	12.4	19.1	16.3	13.9	19.8	16.4	19.9	17.3	19.6	16.2	16.8	23.8	21.1	12.4
3. Sometimes	10.4	13.8	6.5	9.8	12.3	9.0	9.9	10.9	11.3	9.1	15.4	7.6	10.2	14.2	16.7	37.1
4. Often	5.4	8.9	2.4	5.5	8.4	4.8	6.9	4.4	6.0	5.3	6.8	2.8	6.7	8.2	10.7	22.5
5. Almost always	2.4	3.2	0.9	1.9	5.3	2.3	1.0	3.3	2.4	1.7	4.5	1.6	2.5	1.3	4.9	-
<i>Item 23340 Subject B01, B07</i>	<i>N</i> 2462	1163	1164	1413	314	428	576	893	565	1956	372	1266	552	215	331	27
<b>A07I:</b> Skip a day of school, or part of a day (without permission)?																
1. Never	86.8	84.4	90.1	88.3	85.6	84.4	89.7	86.6	86.1	88.3	82.0	90.3	88.7	82.1	78.6	57.6
2. Seldom	6.1	7.9	4.0	5.8	4.8	6.5	4.4	6.8	6.4	5.7	6.9	4.9	5.4	7.5	10.4	8.8
3. Sometimes	3.7	3.9	3.6	3.5	3.4	5.5	2.8	3.2	4.3	3.8	3.7	2.4	3.9	6.4	6.0	14.8
4. Often	2.1	2.4	1.4	1.8	2.5	2.6	1.9	1.9	2.4	1.3	5.3	1.4	1.1	3.1	3.6	11.9
5. Almost always	1.2	1.4	0.8	0.6	3.8	1.0	1.2	1.5	0.8	0.9	2.0	1.1	0.9	0.9	1.3	6.9
<i>Item 23350 Subject B01, B06</i>	<i>N</i> 2466	1163	1168	1417	314	427	579	895	565	1958	375	1270	553	215	331	27



QUESTIONNAIRE FORM 6 2011	TOTAL	SEX		RACE		REGION				COLLEGE PLANS?		ILLICIT DRUG USE: LIFETIME					
		M	F	White	Black	NE	NC	S	W	Yes	No	None	Mari- juana Only	Few Pills	More Pills	Any Her- oin	
<i>N (Weighted No. of Cases):</i>	2490	1171	1169	1422	315	431	583	910	565	1960	377	1274	557	215	331	27	
<i>% of Weighted Total:</i>	100.0	47.0	47.0	57.1	12.6	17.3	23.4	36.5	22.7	78.7	15.1	51.2	22.4	8.6	13.3	1.1	
<b>A08:</b> How often do your parents (or step- parents or guardians) do the following?																	
<b>A08A:</b> Check on whether you have done your homework ( <b>NOTE: This question was omitted in the questionnaires administered in California, beginning in 1997, due to state requirements.</b> )																	
1. Never	37.7	37.1	40.0	38.8	32.2	36.1	38.4	39.9	31.6	37.9	41.0	34.0	41.9	41.2	46.5	23.7	
2. Rarely	26.9	27.2	25.9	25.7	28.8	29.9	28.5	23.5	30.1	26.6	27.4	24.9	28.0	25.8	31.1	35.7	
3. Sometimes	19.3	20.2	18.7	18.9	22.9	21.4	16.9	20.0	19.0	19.9	16.0	22.6	17.3	16.7	10.9	37.9	
4. Often	16.0	15.6	15.4	16.6	16.1	12.6	16.2	16.6	19.2	15.6	15.6	18.5	12.8	16.3	11.6	2.6	
<i>Item 25180 Subject M03</i>	<i>N</i>	<i>2167</i>	<i>1023</i>	<i>1023</i>	<i>1316</i>	<i>296</i>	<i>426</i>	<i>577</i>	<i>898</i>	<i>266</i>	<i>1704</i>	<i>340</i>	<i>1122</i>	<i>473</i>	<i>182</i>	<i>305</i>	<i>26</i>
<b>A08B:</b> Provide help with your homework when it's needed ( <b>NOTE: This question was omitted in the questionnaires administered in California, beginning in 1997, due to state requirements.</b> )																	
1. Never	28.6	30.9	27.8	26.6	30.4	26.3	29.3	29.9	26.8	28.2	33.2	26.0	32.0	29.6	33.8	25.1	
2. Rarely	20.3	20.1	20.4	19.8	21.6	22.1	20.3	19.4	20.1	20.6	18.5	19.1	22.6	26.4	19.4	25.4	
3. Sometimes	24.0	23.8	23.8	23.7	26.0	28.1	23.5	23.0	21.8	24.4	21.0	25.9	20.2	19.6	22.7	36.1	
4. Often	27.1	25.2	28.0	29.9	22.0	23.4	26.9	27.8	31.3	26.8	27.2	29.1	25.2	24.4	24.1	13.3	
<i>Item 25190 Subject M03</i>	<i>N</i>	<i>2163</i>	<i>1020</i>	<i>1023</i>	<i>1316</i>	<i>294</i>	<i>426</i>	<i>577</i>	<i>894</i>	<i>266</i>	<i>1702</i>	<i>340</i>	<i>1119</i>	<i>472</i>	<i>182</i>	<i>305</i>	<i>26</i>
<b>A08C:</b> Require you to do work or chores around the home ( <b>NOTE: This question was omitted in the questionnaires administered in California, beginning in 1997, due to state requirements.</b> )																	
1. Never	8.6	7.4	9.1	8.3	4.2	10.3	9.7	8.1	5.3	7.8	11.2	7.2	8.3	8.8	13.5	3.5	
2. Rarely	13.0	13.1	13.7	13.9	12.0	13.3	11.6	12.7	16.3	13.2	12.8	11.3	14.7	12.9	18.2	13.8	
3. Sometimes	29.6	30.9	27.9	30.6	25.5	33.1	28.6	30.0	24.5	30.2	27.3	29.5	29.7	28.8	28.2	40.6	
4. Often	48.8	48.6	49.2	47.1	58.3	43.2	50.1	49.1	54.0	48.9	48.6	52.1	47.3	49.4	40.0	42.0	
<i>Item 25200 Subject M03</i>	<i>N</i>	<i>2161</i>	<i>1019</i>	<i>1022</i>	<i>1314</i>	<i>294</i>	<i>425</i>	<i>576</i>	<i>893</i>	<i>266</i>	<i>1701</i>	<i>339</i>	<i>1120</i>	<i>471</i>	<i>182</i>	<i>303</i>	<i>26</i>
<b>A08D:</b> Limit the amount of time you can spend watching TV ( <b>NOTE: This question was omitted in the questionnaires administered in California, beginning in 1997, due to state requirements.</b> )																	
1. Never	65.8	64.9	67.1	66.8	67.2	67.0	63.5	68.9	58.6	64.1	76.7	58.1	73.7	70.7	81.5	60.2	
2. Rarely	18.3	19.4	17.4	18.9	13.0	19.4	19.8	16.0	21.2	19.7	12.9	21.4	15.7	16.4	11.5	25.1	
3. Sometimes	10.9	11.5	10.4	10.3	13.6	9.8	11.5	10.1	13.9	11.3	6.5	13.8	8.0	10.2	4.7	14.7	
4. Often	5.0	4.2	5.2	4.0	6.2	3.8	5.1	5.0	6.3	4.8	4.0	6.6	2.6	2.7	2.3	-	
<i>Item 25210 Subject M03</i>	<i>N</i>	<i>2164</i>	<i>1021</i>	<i>1023</i>	<i>1314</i>	<i>296</i>	<i>425</i>	<i>576</i>	<i>896</i>	<i>266</i>	<i>1703</i>	<i>340</i>	<i>1121</i>	<i>472</i>	<i>182</i>	<i>304</i>	<i>26</i>
<b>A08E:</b> Limit the amount of time you can go out with friends on school nights ( <b>NOTE: This question was omitted in the questionnaires administered in California, beginning in 1997, due to state requirements.</b> )																	
1. Never	27.1	30.0	24.5	27.1	28.2	27.9	26.6	27.5	25.1	26.3	30.6	26.2	27.3	31.8	25.4	43.3	
2. Rarely	23.9	24.6	22.6	24.0	21.9	24.8	22.8	25.3	20.2	25.3	15.9	23.8	23.6	24.9	22.3	28.1	
3. Sometimes	24.4	22.9	25.4	24.6	28.3	24.4	27.6	23.2	21.5	24.3	24.0	24.8	25.9	23.7	22.1	11.9	
4. Often	24.6	22.5	27.5	24.3	21.6	22.8	22.9	24.0	33.2	24.1	29.5	25.2	23.2	19.6	30.2	16.7	
<i>Item 25220 Subject M03</i>	<i>N</i>	<i>2164</i>	<i>1021</i>	<i>1023</i>	<i>1314</i>	<i>295</i>	<i>425</i>	<i>576</i>	<i>896</i>	<i>266</i>	<i>1703</i>	<i>339</i>	<i>1120</i>	<i>473</i>	<i>181</i>	<i>304</i>	<i>26</i>
<b>A09:</b> To what extent have you participated in the following school activities during this school year?																	
<b>A09A:</b> School newspaper or yearbook																	
1. Not at all	77.7	80.8	74.5	79.3	76.1	75.5	78.9	78.7	76.6	76.5	84.0	77.1	81.0	70.1	81.2	77.0	
2. Slight	9.4	9.4	9.4	8.3	9.5	11.9	9.8	8.3	8.8	9.9	7.1	9.7	9.5	9.5	7.2	18.2	
3. Moderate	4.1	3.6	4.3	3.6	5.0	7.1	2.1	4.3	3.6	4.3	2.7	4.4	2.3	5.1	4.2	4.8	
4. Considerable	2.8	2.2	3.3	2.9	3.0	2.2	3.5	1.7	4.2	2.7	2.4	2.4	3.0	5.0	1.9	-	
5. Great extent	6.0	3.9	8.4	5.9	6.4	3.2	5.7	6.9	6.7	6.5	3.8	6.4	4.3	10.3	5.5	-	
<i>Item 22170 Subject B01, C07</i>	<i>N</i>	<i>2462</i>	<i>1168</i>	<i>1164</i>	<i>1419</i>	<i>313</i>	<i>429</i>	<i>576</i>	<i>892</i>	<i>565</i>	<i>1956</i>	<i>375</i>	<i>1267</i>	<i>556</i>	<i>215</i>	<i>330</i>	<i>27</i>



DESCRIPTIVE RESULTS: 2011

227

QUESTIONNAIRE FORM 6 2011	TOTAL	SEX		RACE		REGION				COLLEGE PLANS?		ILLICIT DRUG USE: LIFETIME				
		M	F	White	Black	NE	NC	S	W	Yes	No	None	Mari- juana Only	Few Pills	More Pills	Any Her- oin
<i>N (Weighted No. of Cases):</i>	2490	1171	1169	1422	315	431	583	910	565	1960	377	1274	557	215	331	27
<i>% of Weighted Total:</i>	100.0	47.0	47.0	57.1	12.6	17.3	23.4	36.5	22.7	78.7	15.1	51.2	22.4	8.6	13.3	1.1
<b>A09B:</b> Music or other performing arts																
1. Not at all	59.9	67.4	52.7	60.8	58.6	59.5	60.5	59.9	59.6	57.8	73.1	55.7	65.1	61.3	68.5	67.5
2. Slight	9.9	9.1	10.4	9.9	5.4	10.1	9.1	9.3	11.4	9.5	9.8	10.8	7.3	8.6	8.5	8.7
3. Moderate	7.9	5.9	9.3	6.6	10.6	9.1	5.9	7.2	10.0	8.3	5.2	7.4	8.1	7.3	9.1	5.2
4. Considerable	7.5	6.5	8.4	7.0	8.9	6.5	6.3	9.0	7.0	7.9	4.8	8.0	6.6	7.8	7.6	-
5. Great extent	14.8	11.0	19.2	15.8	16.4	14.8	18.2	14.5	11.9	16.5	7.0	18.0	12.8	15.1	6.3	18.6
<i>Item 22180 Subject B01, C07</i>	<i>N</i> 2459	1165	1163	1418	313	429	576	892	562	1953	375	1266	554	215	331	27
<b>A09C:</b> Athletic teams																
1. Not at all	43.2	37.8	49.2	42.4	39.4	41.2	40.4	45.0	44.4	41.1	55.8	44.3	40.2	39.5	46.0	54.5
2. Slight	7.4	6.4	8.0	5.8	5.9	6.7	7.4	7.6	7.8	6.9	8.1	6.4	7.9	7.2	9.8	2.7
3. Moderate	10.0	10.9	8.9	10.2	11.3	11.1	10.0	8.6	11.2	9.3	12.4	9.6	9.1	13.4	10.4	4.8
4. Considerable	8.6	8.6	9.0	9.8	7.2	13.5	9.3	6.7	7.2	8.9	8.3	9.0	9.2	8.2	7.4	9.2
5. Great extent	30.8	36.3	25.0	31.8	36.2	27.5	32.8	32.1	29.3	33.7	15.4	30.8	33.5	31.6	26.4	28.8
<i>Item 22190 Subject B01, C07</i>	<i>N</i> 2455	1165	1163	1417	313	429	576	890	560	1952	375	1265	555	215	328	27
<b>A09D:</b> Academic clubs (e.g., science, math, language)																
1. Not at all	65.6	70.2	61.0	66.9	65.9	64.9	66.7	64.8	66.4	61.8	85.9	61.3	69.9	64.7	77.3	80.8
2. Slight	11.9	11.9	11.9	11.3	11.8	12.9	13.8	10.7	10.9	12.6	6.5	12.2	11.9	13.8	8.3	7.4
3. Moderate	9.1	7.5	10.6	9.1	9.2	10.0	8.0	8.9	9.8	9.9	5.2	8.7	10.6	6.7	7.9	2.4
4. Considerable	7.1	5.7	8.3	7.5	6.3	5.2	6.3	8.8	6.5	8.3	1.7	9.8	3.8	7.1	3.2	2.5
5. Great extent	6.4	4.7	8.2	5.2	6.8	7.1	5.1	6.9	6.4	7.5	0.7	8.0	3.8	7.6	3.4	6.9
<i>Item 23360 Subject B01, C07</i>	<i>N</i> 2458	1168	1162	1417	314	428	576	891	564	1954	375	1267	556	215	329	27
<b>A09E:</b> Student council or government																
1. Not at all	77.8	81.7	74.4	78.7	75.7	74.8	76.5	79.2	79.3	76.1	89.1	75.5	81.8	77.7	84.2	83.8
2. Slight	6.1	6.3	6.2	6.1	9.0	6.0	7.5	5.4	5.8	6.8	2.8	7.1	5.4	5.8	3.9	-
3. Moderate	5.0	5.2	4.4	4.7	4.9	6.6	5.0	4.9	3.8	4.9	3.6	5.0	4.4	4.4	5.2	5.3
4. Considerable	4.0	3.0	4.7	3.6	3.3	5.2	3.0	4.1	3.9	4.3	1.7	3.9	3.0	8.0	2.2	2.5
5. Great extent	7.1	3.8	10.3	6.9	7.1	7.4	8.0	6.3	7.3	7.9	2.8	8.6	5.5	4.1	4.5	8.4
<i>Item 23370 Subject B01, C07</i>	<i>N</i> 2457	1167	1163	1418	314	428	576	889	565	1954	375	1267	554	215	330	27
<b>A09F:</b> Other school clubs or activities																
1. Not at all	38.2	43.7	32.1	38.7	39.8	40.2	40.5	37.5	35.3	34.2	56.7	31.5	45.4	35.0	49.6	67.2
2. Slight	14.1	14.4	13.8	13.7	11.3	12.4	13.5	14.0	16.0	14.3	12.8	13.2	14.9	18.3	14.6	5.2
3. Moderate	16.3	17.2	15.6	17.4	14.3	16.7	15.4	16.2	17.1	17.5	11.5	18.0	14.0	15.2	16.2	8.5
4. Considerable	14.1	10.5	18.0	13.2	14.0	16.1	14.8	13.1	13.3	15.5	8.4	16.6	13.0	14.8	7.1	2.6
5. Great extent	17.4	14.2	20.6	17.0	20.7	14.5	15.8	19.2	18.3	18.5	10.6	20.6	12.7	16.6	12.5	16.5
<i>Item 22200 Subject B01, C07</i>	<i>N</i> 2457	1165	1164	1417	314	428	576	890	563	1953	375	1268	554	215	329	27
<b>A10:</b> Have you ever had to repeat a grade in school?																
1. No	89.7	88.5	91.8	92.6	83.0	89.6	92.4	85.7	93.2	92.1	80.2	90.1	89.2	94.4	87.9	89.4
2. Yes, one time	9.4	10.5	7.3	7.0	15.7	10.0	6.8	12.8	6.1	7.3	17.7	9.0	9.8	4.8	11.4	10.6
3. Yes, two or more times	0.9	1.0	0.9	0.4	1.3	0.4	0.8	1.4	0.7	0.6	2.0	0.9	1.0	0.8	0.7	-
<i>Item 23530 Subject B01</i>	<i>N</i> 2460	1169	1163	1418	314	429	577	891	564	1955	374	1268	555	215	330	27
<b>A11:</b> Did you ever attend summer school to make up for poor grades or to keep from being held back?																
1. No	74.9	73.4	78.5	81.8	60.9	78.3	80.0	76.1	65.2	79.5	54.1	79.4	73.8	75.4	64.2	59.0
2. Yes, one summer	16.6	16.5	16.1	13.0	28.2	12.3	14.2	18.0	20.2	14.4	28.1	14.7	15.8	15.3	24.2	17.3
3. Yes, two summers	6.3	7.7	3.4	3.9	8.3	8.6	4.3	4.3	9.7	4.5	12.9	4.5	6.9	7.0	8.3	21.0
4. Yes, three or more summers	2.2	2.5	2.0	1.3	2.6	0.9	1.5	1.7	4.9	1.7	4.9	1.4	3.4	2.4	3.2	2.7
<i>Item 23540 Subject B01</i>	<i>N</i> 2461	1170	1164	1419	313	429	577	892	564	1956	375	1269	556	215	330	27
<b>A12:</b> Have you ever been suspended or expelled from school?																
1. No	73.2	67.6	80.7	77.8	54.6	76.9	75.9	67.7	76.1	77.4	56.6	84.2	69.9	64.1	50.2	31.4
2. Yes, one time	15.2	17.7	11.7	12.6	27.1	12.8	12.4	19.3	13.4	13.8	19.7	11.2	17.2	21.5	20.5	27.7
3. Yes, two or more times	11.6	14.7	7.7	9.6	18.3	10.3	11.7	13.0	10.5	8.7	23.7	4.7	12.9	14.5	29.3	40.9
<i>Item 25140 Subject B07</i>	<i>N</i> 2455	1166	1163	1419	312	429	576	889	561	1951	375	1267	555	214	330	26



QUESTIONNAIRE FORM 6 2011	TOTAL	SEX		RACE		REGION				COLLEGE PLANS?		ILLICIT DRUG USE: LIFETIME				
		M	F	White	Black	NE	NC	S	W	Yes	No	None	Mari- juana Only	Few Pills	More Pills	Any Her- oin
<i>N (Weighted No. of Cases):</i>	2490	1171	1169	1422	315	431	583	910	565	1960	377	1274	557	215	331	27
<i>% of Weighted Total:</i>	100.0	47.0	47.0	57.1	12.6	17.3	23.4	36.5	22.7	78.7	15.1	51.2	22.4	8.6	13.3	1.1
<b>A13:</b> During the LAST FOUR WEEKS, on how many days (if any) did you carry a gun to school?																
1. None	97.6	96.8	99.0	98.6	96.5	96.0	97.9	97.5	98.6	98.2	97.5	98.6	98.6	98.1	97.0	64.6
2. One day	0.2	0.1	0.2	0.1	-	-	0.1	0.4	0.1	0.1	0.3	0.2	0.1	0.4	-	-
3. Two days	0.2	0.1	0.2	0.1	0.2	0.4	0.1	0.2	0.1	0.1	0.5	*	-	0.5	0.7	-
4. 3-5 days	0.7	1.1	0.2	0.2	1.0	1.9	1.0	0.4	0.1	0.5	0.7	0.7	0.1	0.4	-	21.3
5. 6-9 days	0.2	0.4	0.1	0.1	0.7	-	-	0.5	0.3	0.2	0.6	0.1	0.3	0.6	0.2	-
6. 10 or more days	1.1	1.4	0.3	0.9	1.6	1.7	0.8	1.1	0.8	0.9	0.3	0.2	0.9	-	2.1	14.1
<i>Item 29590 Subject B07, S01</i>	<i>N 2461</i>	<i>1168</i>	<i>1164</i>	<i>1417</i>	<i>313</i>	<i>427</i>	<i>577</i>	<i>894</i>	<i>564</i>	<i>1953</i>	<i>375</i>	<i>1270</i>	<i>556</i>	<i>212</i>	<i>330</i>	<i>27</i>
<b>A14:</b> During the past 12 months, has anyone made an offer at school to sell or give you an illegal drug (or actually sold or given you one at school)?																
1. No	76.5	69.4	83.9	76.7	76.0	78.5	76.8	80.0	69.0	77.0	74.6	90.8	69.7	60.1	45.7	51.3
2. Yes	23.5	30.6	16.1	23.3	24.0	21.5	23.2	20.0	31.0	23.0	25.4	9.2	30.3	39.9	54.3	48.7
<i>Item 25820 Subject A03a</i>	<i>N 2440</i>	<i>1157</i>	<i>1161</i>	<i>1408</i>	<i>309</i>	<i>423</i>	<i>574</i>	<i>880</i>	<i>563</i>	<i>1949</i>	<i>368</i>	<i>1265</i>	<i>548</i>	<i>214</i>	<i>325</i>	<i>27</i>
<b>A15:</b> In your present school, how vigorous are the teachers and administrators in their attempts to prevent students from . . .																
<b>A15A:</b> Smoking?																
1. Not at all	14.5	14.1	14.3	12.3	21.3	13.7	14.2	17.9	10.1	13.2	18.7	14.8	11.6	15.1	14.0	18.8
2. Slightly	16.5	16.4	16.9	19.6	12.6	19.9	17.2	14.2	16.9	16.8	16.5	14.7	18.1	15.5	23.0	15.8
3. Somewhat	17.5	17.8	17.5	18.8	13.2	16.2	17.0	17.6	18.8	18.4	15.3	15.6	18.0	21.3	21.3	27.3
4. Fairly vigorous	17.1	17.5	17.5	18.7	8.8	19.0	17.5	14.5	19.1	17.7	14.3	17.1	18.9	18.8	15.1	5.1
5. Very vigorous	15.4	15.4	14.9	13.4	20.6	15.5	13.7	16.0	15.9	15.4	14.6	16.1	14.7	15.0	13.5	10.9
8. Don't know	19.1	18.8	19.0	17.2	23.5	15.7	20.3	19.8	19.3	18.5	20.5	21.7	18.7	14.3	13.0	22.0
<i>Item 23550 Subject A10a, B01</i>	<i>N 2448</i>	<i>1164</i>	<i>1163</i>	<i>1418</i>	<i>309</i>	<i>425</i>	<i>577</i>	<i>881</i>	<i>565</i>	<i>1953</i>	<i>374</i>	<i>1266</i>	<i>555</i>	<i>214</i>	<i>329</i>	<i>27</i>
<b>A15B:</b> Drinking?																
1. Not at all	13.0	12.9	12.8	11.4	20.1	13.6	11.2	15.9	9.9	12.2	16.6	13.3	12.5	9.9	10.6	21.8
2. Slightly	14.1	13.5	14.6	16.9	10.3	13.6	16.5	13.0	13.8	13.8	17.1	11.3	16.1	14.0	23.1	18.3
3. Somewhat	16.6	18.1	15.1	17.5	16.3	17.9	14.6	16.2	18.2	17.3	14.8	15.3	16.7	23.3	17.8	8.9
4. Fairly vigorous	17.5	17.9	18.2	18.0	8.1	20.4	19.5	13.5	19.6	18.6	13.4	17.4	18.4	19.5	17.5	13.8
5. Very vigorous	18.8	17.2	20.0	18.2	21.2	16.5	18.8	19.0	20.2	19.2	15.9	20.6	17.0	17.9	15.4	10.9
8. Don't know	19.9	20.4	19.3	18.1	24.0	18.0	19.4	22.4	18.2	19.0	22.3	22.1	19.4	15.5	15.6	26.2
<i>Item 23560 Subject A10a, B01</i>	<i>N 2445</i>	<i>1161</i>	<i>1163</i>	<i>1416</i>	<i>309</i>	<i>425</i>	<i>577</i>	<i>879</i>	<i>565</i>	<i>1950</i>	<i>375</i>	<i>1265</i>	<i>555</i>	<i>212</i>	<i>329</i>	<i>27</i>
<b>A15C:</b> Drug use?																
1. Not at all	11.2	11.1	10.8	8.7	19.0	8.4	9.6	15.1	8.8	10.1	15.0	12.1	9.2	6.2	9.6	21.1
2. Slightly	12.4	10.8	14.0	15.1	10.1	17.6	13.2	11.1	9.5	12.2	13.6	10.5	13.9	14.5	17.0	13.5
3. Somewhat	16.4	16.6	16.3	17.5	13.5	15.5	16.3	15.2	18.8	17.0	16.0	13.9	17.6	19.8	21.7	12.0
4. Fairly vigorous	18.5	19.6	18.5	20.1	9.2	20.4	19.9	15.9	19.7	19.6	14.1	17.7	20.5	23.3	18.9	5.0
5. Very vigorous	22.5	22.7	21.6	21.6	25.8	20.3	22.2	22.4	24.5	22.6	20.7	23.7	20.2	23.2	21.0	24.6
8. Don't know	19.2	19.1	18.8	17.1	22.4	17.8	18.9	20.3	18.7	18.4	20.6	22.2	18.6	13.0	11.9	23.7
<i>Item 23570 Subject A10a, B01</i>	<i>N 2443</i>	<i>1161</i>	<i>1162</i>	<i>1416</i>	<i>308</i>	<i>425</i>	<i>577</i>	<i>876</i>	<i>565</i>	<i>1949</i>	<i>375</i>	<i>1264</i>	<i>555</i>	<i>212</i>	<i>329</i>	<i>27</i>
<b>A16:</b> How severe do you think the consequences would be for a student in your school who gets caught . . .																
<b>A16A:</b> Smoking?																
1. No consequences	5.0	4.1	6.1	5.0	5.4	6.5	5.7	5.4	2.8	4.7	6.6	5.4	4.5	5.1	3.9	11.9
2. Mild	24.1	25.9	22.4	29.5	13.6	24.2	27.6	20.8	25.3	24.4	24.2	20.9	21.9	31.9	36.6	29.7
3. Moderate	31.1	30.6	32.0	33.9	21.0	34.3	32.7	28.9	30.4	30.5	33.5	31.9	31.7	29.9	29.8	33.9
4. Severe	32.4	32.6	31.5	25.6	50.5	28.4	26.9	36.8	34.3	33.3	27.2	33.6	35.1	28.2	24.6	13.8
8. Don't know	7.4	6.7	8.0	6.0	9.5	6.5	7.0	8.1	7.1	7.0	8.6	8.2	6.8	4.9	5.0	10.7
<i>Item 23580 Subject A10a, B01</i>	<i>N 2448</i>	<i>1166</i>	<i>1162</i>	<i>1418</i>	<i>310</i>	<i>425</i>	<i>577</i>	<i>881</i>	<i>565</i>	<i>1953</i>	<i>375</i>	<i>1265</i>	<i>555</i>	<i>214</i>	<i>329</i>	<i>27</i>
<b>A16B:</b> Using (or possessing) alcohol?																
1. No consequences	2.0	1.6	2.3	1.4	3.5	0.8	2.8	2.3	1.4	1.7	3.2	2.6	0.5	1.0	1.4	2.5
2. Mild	7.8	8.4	7.2	7.5	9.5	8.5	7.7	7.5	7.8	8.2	7.0	8.4	6.8	7.7	7.5	15.3
3. Moderate	26.2	27.7	25.7	29.5	19.4	27.7	27.7	22.9	28.7	26.6	26.3	24.3	28.3	28.2	30.4	18.8
4. Severe	57.2	56.2	57.2	56.2	56.8	58.1	56.1	58.8	55.3	57.3	55.1	57.3	59.0	56.4	54.4	52.7
8. Don't know	6.9	6.1	7.6	5.3	10.8	4.8	5.8	8.5	6.9	6.3	8.4	7.4	5.4	6.7	6.3	10.7
<i>Item 23590 Subject A10a, B01</i>	<i>N 2447</i>	<i>1166</i>	<i>1162</i>	<i>1418</i>	<i>310</i>	<i>425</i>	<i>576</i>	<i>881</i>	<i>565</i>	<i>1953</i>	<i>375</i>	<i>1265</i>	<i>555</i>	<i>214</i>	<i>329</i>	<i>27</i>



QUESTIONNAIRE FORM 6 2011	TOTAL	SEX		RACE		REGION				COLLEGE PLANS?		ILLCIT DRUG USE: LIFETIME				
		M	F	White	Black	NE	NC	S	W	Yes	No	None	Mari- juana Only	Few Pills	More Pills	Any Her- oin
<i>N (Weighted No. of Cases):</i>	2490	1171	1169	1422	315	431	583	910	565	1960	377	1274	557	215	331	27
<i>% of Weighted Total:</i>	100.0	47.0	47.0	57.1	12.6	17.3	23.4	36.5	22.7	78.7	15.1	51.2	22.4	8.6	13.3	1.1
<b>A16C:</b> Using (or possessing) an illegal drug?																
1. No consequences	1.5	1.1	1.9	0.7	3.2	0.8	1.9	2.2	0.6	1.2	3.0	2.4	0.1	0.3	0.5	-
2. Mild	3.8	3.4	4.1	3.5	5.4	4.8	3.4	3.0	4.8	3.8	3.9	3.6	2.9	4.1	5.1	12.8
3. Moderate	14.1	14.1	14.7	15.3	11.1	13.5	16.8	12.0	14.9	14.6	12.9	12.0	16.8	16.5	17.3	5.1
4. Severe	73.2	74.4	71.4	74.6	71.0	75.4	71.6	74.4	71.2	73.6	71.2	74.4	73.6	72.0	69.5	71.3
8. Don't know	7.4	7.0	7.9	5.9	9.3	5.4	6.4	8.4	8.4	6.8	9.0	7.5	6.5	7.1	7.6	10.7
<i>Item 23600 Subject A10a, B01</i>	<i>N 2448</i>	<i>1166</i>	<i>1162</i>	<i>1418</i>	<i>309</i>	<i>425</i>	<i>577</i>	<i>882</i>	<i>565</i>	<i>1953</i>	<i>375</i>	<i>1267</i>	<i>555</i>	<i>214</i>	<i>329</i>	<i>27</i>
<b>A17:</b> The next questions ask for your opinions on the effects of using certain drugs and other substances. How much do you think people risk harming themselves (physically or in other ways), if they . . .																
<b>A17A:</b> Smoke one or more packs of cigarettes per day																
1. No risk	2.7	3.1	2.1	0.8	7.6	2.1	1.6	4.6	1.5	2.4	3.2	2.7	1.9	1.1	3.5	4.8
2. Slight risk	4.1	3.8	3.9	4.0	4.1	1.9	5.9	4.1	3.8	3.2	8.2	2.9	3.0	6.8	6.6	12.4
3. Moderate risk	17.1	19.5	13.8	20.3	10.9	19.6	18.4	14.9	17.1	16.6	21.3	14.1	18.5	21.1	23.1	25.2
4. Great risk	74.5	72.0	78.6	73.8	73.4	75.7	72.1	74.6	76.0	76.5	65.1	77.9	75.8	70.5	66.1	57.7
5. Can't say, drug unfamiliar	1.6	1.6	1.7	1.2	4.0	0.7	2.1	1.8	1.6	1.4	2.2	2.4	0.8	0.4	0.6	-
<i>Item 12360 Subject A14a</i>	<i>N 2441</i>	<i>1163</i>	<i>1162</i>	<i>1418</i>	<i>308</i>	<i>423</i>	<i>576</i>	<i>878</i>	<i>564</i>	<i>1951</i>	<i>374</i>	<i>1265</i>	<i>553</i>	<i>214</i>	<i>329</i>	<i>27</i>
<b>A17B:</b> Try marijuana once or twice																
1. No risk	39.7	46.8	32.8	42.3	34.5	44.0	40.2	36.7	40.6	39.1	42.0	19.2	56.5	56.3	75.9	77.7
2. Slight risk	31.1	27.7	34.5	31.4	28.3	35.0	30.5	30.0	30.3	32.1	27.5	36.6	30.2	25.9	17.9	10.2
3. Moderate risk	13.2	10.9	15.4	11.9	12.5	9.4	12.3	13.5	16.4	13.5	11.6	18.9	7.0	10.4	3.2	5.2
4. Great risk	13.4	11.9	14.8	11.9	20.9	10.4	13.5	16.7	10.3	13.0	15.0	20.8	5.6	6.7	2.8	6.9
5. Can't say, drug unfamiliar	2.7	2.6	2.6	2.5	3.9	1.1	3.6	3.0	2.3	2.3	3.9	4.5	0.6	0.7	0.2	-
<i>Item 12370 Subject A14a</i>	<i>N 2437</i>	<i>1160</i>	<i>1161</i>	<i>1416</i>	<i>308</i>	<i>424</i>	<i>576</i>	<i>876</i>	<i>560</i>	<i>1951</i>	<i>371</i>	<i>1260</i>	<i>554</i>	<i>214</i>	<i>329</i>	<i>27</i>
<b>A17C:</b> Smoke marijuana occasionally																
1. No risk	22.4	27.0	17.8	22.6	24.6	25.6	20.5	21.5	23.3	21.1	28.2	8.0	29.9	35.0	53.2	51.2
2. Slight risk	26.5	27.3	25.9	30.7	18.0	28.0	28.1	24.1	27.6	27.0	24.3	20.1	37.0	29.9	31.4	36.7
3. Moderate risk	27.1	24.0	30.4	26.4	21.8	30.5	27.5	26.1	25.6	28.5	21.1	35.2	22.2	23.2	10.7	5.2
4. Great risk	21.5	19.3	23.4	17.8	32.0	14.8	20.0	26.0	21.2	21.2	23.0	32.8	10.2	11.2	4.5	6.9
5. Can't say, drug unfamiliar	2.5	2.3	2.5	2.5	3.6	1.1	3.8	2.3	2.3	2.2	3.3	4.0	0.6	0.7	0.2	-
<i>Item 12380 Subject A14a</i>	<i>N 2439</i>	<i>1162</i>	<i>1161</i>	<i>1417</i>	<i>308</i>	<i>424</i>	<i>576</i>	<i>876</i>	<i>562</i>	<i>1951</i>	<i>374</i>	<i>1262</i>	<i>554</i>	<i>214</i>	<i>329</i>	<i>27</i>
<b>A17D:</b> Smoke marijuana regularly																
1. No risk	12.6	15.7	9.1	10.4	19.3	11.7	10.4	14.6	12.6	11.1	19.1	4.7	14.4	17.1	32.7	42.2
2. Slight risk	16.2	19.7	13.2	18.5	12.2	22.3	17.9	11.9	16.7	16.0	17.7	6.8	26.1	26.1	28.6	23.3
3. Moderate risk	24.0	24.6	23.7	26.9	17.2	23.2	23.5	24.4	24.7	25.0	20.6	21.1	28.5	27.3	25.8	25.2
4. Great risk	44.7	37.6	51.7	41.8	47.7	41.7	44.9	46.7	43.7	45.7	39.3	63.3	30.3	29.1	12.7	9.3
5. Can't say, drug unfamiliar	2.4	2.4	2.3	2.3	3.6	1.1	3.4	2.5	2.3	2.1	3.3	4.0	0.6	0.4	0.2	-
<i>Item 12390 Subject A14a</i>	<i>N 2433</i>	<i>1160</i>	<i>1157</i>	<i>1415</i>	<i>307</i>	<i>422</i>	<i>576</i>	<i>873</i>	<i>562</i>	<i>1946</i>	<i>374</i>	<i>1259</i>	<i>553</i>	<i>214</i>	<i>328</i>	<i>27</i>
<b>A17E:</b> Try cocaine once or twice																
1. No risk	4.6	5.3	3.8	3.5	8.9	4.6	3.1	6.2	3.4	4.3	6.0	3.5	2.1	4.4	11.7	19.0
2. Slight risk	15.3	16.1	14.4	15.4	12.7	16.7	14.1	13.5	18.3	15.3	16.9	12.3	14.0	15.5	26.6	44.5
3. Moderate risk	22.4	23.6	21.7	25.6	10.1	23.3	26.2	18.9	23.3	22.7	22.1	23.0	19.5	30.6	21.3	16.4
4. Great risk	53.3	51.1	55.8	51.7	60.5	53.6	51.3	56.2	50.6	53.7	49.6	55.6	60.7	47.0	38.4	20.1
5. Can't say, drug unfamiliar	4.4	3.8	4.4	3.8	7.8	1.8	5.2	5.2	4.4	4.0	5.4	5.6	3.7	2.6	2.0	-
<i>Item 12490 Subject A14a</i>	<i>N 2427</i>	<i>1154</i>	<i>1158</i>	<i>1408</i>	<i>307</i>	<i>423</i>	<i>575</i>	<i>867</i>	<i>562</i>	<i>1941</i>	<i>372</i>	<i>1256</i>	<i>552</i>	<i>213</i>	<i>327</i>	<i>27</i>
<b>A17F:</b> Take one or two drinks nearly every day																
1. No risk	8.7	11.9	5.1	7.7	11.9	9.3	8.2	8.9	8.5	7.8	12.5	6.7	9.2	8.7	13.8	22.2
2. Slight risk	22.0	26.7	16.3	24.7	17.1	23.0	23.5	21.3	20.6	21.1	27.5	18.5	20.3	29.0	32.9	28.0
3. Moderate risk	32.2	32.1	33.2	34.1	24.9	33.7	33.0	29.2	35.0	32.6	31.2	29.4	37.9	35.0	32.6	38.1
4. Great risk	35.3	27.5	43.6	32.2	42.4	33.4	32.6	38.5	34.5	37.0	26.2	42.8	31.4	27.1	20.5	11.8
5. Can't say, drug unfamiliar	1.8	1.8	1.8	1.4	3.8	0.6	2.7	2.1	1.4	1.5	2.7	2.6	1.1	0.2	0.2	-
<i>Item 12520 Subject A14a</i>	<i>N 2434</i>	<i>1161</i>	<i>1159</i>	<i>1413</i>	<i>308</i>	<i>424</i>	<i>573</i>	<i>875</i>	<i>562</i>	<i>1947</i>	<i>374</i>	<i>1261</i>	<i>554</i>	<i>214</i>	<i>326</i>	<i>27</i>



QUESTIONNAIRE FORM 6 2011	TOTAL	SEX		RACE		REGION				COLLEGE PLANS?		ILLICIT DRUG USE: LIFETIME				
		M	F	White	Black	NE	NC	S	W	Yes	No	None	Mari- juana Only	Few Pills	More Pills	Any Her- oin
<i>N (Weighted No. of Cases):</i>	2490	1171	1169	1422	315	431	583	910	565	1960	377	1274	557	215	331	27
<i>% of Weighted Total:</i>	100.0	47.0	47.0	57.1	12.6	17.3	23.4	36.5	22.7	78.7	15.1	51.2	22.4	8.6	13.3	1.1
<b>A17G:</b> Take four or five drinks nearly every day																
1. No risk	3.7	5.3	1.9	2.3	7.8	2.5	2.5	5.1	3.7	3.0	6.4	3.3	3.0	2.8	5.5	16.4
2. Slight risk	6.8	9.1	4.0	7.4	7.0	7.1	6.9	6.7	6.4	5.8	11.6	3.8	8.6	10.9	11.8	3.7
3. Moderate risk	18.9	21.7	15.7	21.8	11.3	19.4	21.0	17.3	18.8	18.2	22.7	15.4	19.8	18.0	29.1	53.3
4. Great risk	68.8	62.2	76.7	67.2	69.7	70.4	66.9	68.7	69.8	71.5	56.7	75.0	67.4	68.1	53.3	26.6
5. Can't say, drug unfamiliar	1.8	1.8	1.8	1.3	4.3	0.6	2.7	2.2	1.4	1.5	2.7	2.5	1.2	0.2	0.3	-
<i>Item 12530 Subject A14a</i>	<i>N</i> 2436	1160	1160	1415	308	422	576	876	562	1949	373	1262	554	214	327	27
<b>A17H:</b> Have five or more drinks once or twice each weekend																
1. No risk	6.4	8.0	3.9	5.5	10.1	8.4	5.5	6.3	6.1	5.5	10.5	3.7	7.6	7.9	12.0	20.0
2. Slight risk	14.7	19.5	10.7	16.0	8.8	15.8	15.6	14.8	12.8	14.2	18.7	7.5	17.8	23.7	30.8	20.7
3. Moderate risk	26.8	26.3	27.3	29.5	17.3	28.5	27.8	23.9	28.9	27.1	25.9	23.8	31.0	31.6	28.8	36.7
4. Great risk	50.2	44.3	56.3	47.6	59.9	46.4	48.4	52.7	50.7	51.6	42.4	62.4	42.3	36.6	28.0	22.6
5. Can't say, drug unfamiliar	1.9	1.9	1.9	1.4	3.9	0.9	2.6	2.3	1.4	1.7	2.4	2.6	1.4	0.2	0.3	-
<i>Item 12540 Subject A14a</i>	<i>N</i> 2438	1162	1161	1417	307	424	576	875	562	1950	374	1261	554	214	329	27
<b>A17I:</b> Take steroids for body-building or improved athletic performance																
1. No risk	3.4	4.1	2.4	2.1	8.0	2.5	3.0	4.3	3.2	3.0	5.2	3.8	2.0	3.6	3.8	4.8
2. Slight risk	7.1	9.2	5.2	6.8	5.3	7.3	6.3	6.2	9.1	6.9	8.8	5.7	6.9	12.5	8.4	8.7
3. Moderate risk	23.0	25.8	20.9	25.7	15.0	21.7	26.3	21.3	23.3	22.9	25.4	21.2	25.0	25.1	25.4	33.9
4. Great risk	61.1	56.6	65.6	61.0	65.5	65.0	59.3	62.0	58.5	62.3	53.9	63.7	61.7	51.1	58.1	52.7
5. Can't say, drug unfamiliar	5.4	4.3	5.9	4.4	6.1	3.4	5.1	6.2	5.9	5.0	6.7	5.6	4.4	7.7	4.4	-
<i>Item 24510 Subject A14a</i>	<i>N</i> 2438	1160	1162	1417	308	424	576	876	561	1951	372	1262	553	214	329	27
<b>A17J:</b> Take MDMA (ecstasy) once or twice																
1. No risk	5.8	7.7	3.4	4.2	10.0	5.8	4.7	6.2	6.3	5.1	7.9	4.1	4.6	7.1	12.1	18.5
2. Slight risk	14.2	16.5	12.5	15.4	10.1	13.3	14.9	12.8	16.5	14.3	15.8	8.4	12.4	23.0	32.5	42.5
3. Moderate risk	21.3	22.2	20.9	24.2	12.3	23.6	21.9	19.9	21.3	22.0	19.0	19.4	25.8	24.1	21.8	5.2
4. Great risk	49.0	44.8	53.7	47.8	55.8	49.4	47.0	51.3	47.3	50.2	43.4	56.1	49.2	38.3	29.8	31.3
5. Can't say, drug unfamiliar	9.6	8.7	9.5	8.4	11.7	7.9	11.5	9.9	8.5	8.4	13.9	12.1	8.0	7.4	3.8	2.5
<i>Item 23040 Subject A14a</i>	<i>N</i> 2435	1160	1161	1416	306	424	576	874	561	1949	373	1260	554	214	328	27
<b>A18:</b> Individuals differ in whether or not they disapprove of people doing certain things. Do YOU disapprove of people (who are 18 or older) doing each of the following?																
<b>A18A:</b> Smoking one or more packs of cigarettes per day																
1. Don't disapprove	25.1	30.0	19.8	25.6	24.6	25.7	25.0	26.6	22.5	21.5	40.6	14.1	31.0	30.2	49.1	71.0
2. Disapprove	37.8	36.9	38.2	37.5	34.0	34.6	37.7	37.5	40.6	37.9	39.5	38.7	39.4	38.0	33.7	13.6
3. Strongly disapprove	37.1	33.0	42.0	36.8	41.3	39.8	37.3	35.9	36.9	40.5	20.0	47.2	29.6	31.8	17.2	15.4
<i>Item 8560 Subject A11a</i>	<i>N</i> 2444	1166	1159	1415	310	423	575	883	562	1949	375	1261	557	215	330	27
<b>A18B:</b> Trying marijuana once or twice																
1. Don't disapprove	53.1	56.9	49.9	55.1	49.0	61.0	52.7	48.9	54.1	52.1	56.0	27.1	81.4	73.8	88.1	87.9
2. Disapprove	25.8	23.8	27.8	24.5	27.6	26.6	24.4	27.7	23.5	26.6	23.1	37.5	13.5	17.9	8.8	5.2
3. Strongly disapprove	21.1	19.3	22.3	20.5	23.4	12.4	22.9	23.4	22.3	21.3	20.9	35.5	5.1	8.3	3.1	6.9
<i>Item 8570 Subject A11a</i>	<i>N</i> 2445	1165	1161	1417	312	426	575	881	562	1952	376	1263	557	215	330	27
<b>A18C:</b> Smoking marijuana occasionally																
1. Don't disapprove	42.5	47.5	37.7	44.2	41.7	46.6	44.0	39.6	42.6	40.8	48.9	17.8	65.4	62.6	80.9	85.5
2. Disapprove	29.1	27.1	31.1	28.3	30.0	34.0	26.1	29.3	28.1	29.6	27.1	36.0	26.0	21.3	14.9	7.7
3. Strongly disapprove	28.4	25.3	31.2	27.5	28.3	19.4	30.0	31.1	29.3	29.6	24.0	46.2	8.6	16.1	4.3	6.9
<i>Item 8580 Subject A11a</i>	<i>N</i> 2447	1167	1161	1417	312	426	575	883	562	1953	375	1265	557	215	330	27
<b>A18D:</b> Smoking marijuana regularly																
1. Don't disapprove	28.0	35.3	20.3	26.5	34.0	29.3	27.9	27.1	28.7	25.6	37.0	10.3	37.4	43.6	62.5	85.5
2. Disapprove	28.1	26.6	29.4	28.3	29.4	33.0	26.2	28.4	26.2	28.1	28.6	24.8	37.7	28.9	26.3	5.2
3. Strongly disapprove	43.8	38.1	50.3	45.2	36.5	37.7	46.0	44.6	45.2	46.3	34.4	65.0	24.9	27.5	11.2	9.3
<i>Item 8590 Subject A11a</i>	<i>N</i> 2445	1165	1162	1416	313	426	575	883	561	1953	375	1263	557	215	330	27



## DESCRIPTIVE RESULTS: 2011

231

QUESTIONNAIRE FORM 6 2011	TOTAL	SEX		RACE		REGION				COLLEGE PLANS?		ILLCIT DRUG USE: LIFETIME				
		M	F	White	Black	NE	NC	S	W	Yes	No	None	Mari- juana Only	Few Pills	More Pills	Any Her- oin
<i>N (Weighted No. of Cases):</i>	2490	1171	1169	1422	315	431	583	910	565	1960	377	1274	557	215	331	27
<i>% of Weighted Total:</i>	100.0	47.0	47.0	57.1	12.6	17.3	23.4	36.5	22.7	78.7	15.1	51.2	22.4	8.6	13.3	1.1
<b>A18E:</b> Trying cocaine once or twice																
1. Don't disapprove	12.5	14.6	10.3	12.4	14.4	11.6	12.3	12.9	13.1	11.2	17.9	7.6	9.0	16.4	30.7	65.7
2. Disapprove	26.7	27.7	25.7	27.0	22.2	29.9	28.8	24.8	24.9	26.7	28.1	24.0	27.2	31.4	33.8	18.3
3. Strongly disapprove	60.8	57.8	64.0	60.6	63.4	58.5	59.0	62.3	62.0	62.0	54.1	68.4	63.8	52.3	35.6	15.9
<i>Item 8690 Subject A11a</i>	<i>N 2435</i>	<i>1159</i>	<i>1159</i>	<i>1414</i>	<i>312</i>	<i>421</i>	<i>574</i>	<i>879</i>	<i>562</i>	<i>1943</i>	<i>375</i>	<i>1262</i>	<i>552</i>	<i>214</i>	<i>328</i>	<i>27</i>
<b>A18F:</b> Taking one or two drinks nearly every day																
1. Don't disapprove	29.4	36.2	21.6	31.3	30.6	28.6	32.9	27.4	29.5	26.3	44.6	19.2	31.8	35.1	54.5	79.0
2. Disapprove	40.2	38.9	41.8	40.9	38.1	41.7	40.6	40.0	39.0	41.2	35.2	41.4	45.4	36.8	32.5	14.2
3. Strongly disapprove	30.5	24.9	36.6	27.8	31.3	29.7	26.5	32.6	31.6	32.5	20.2	39.4	22.8	28.0	13.1	6.9
<i>Item 8720 Subject A11a</i>	<i>N 2441</i>	<i>1161</i>	<i>1159</i>	<i>1410</i>	<i>314</i>	<i>422</i>	<i>573</i>	<i>884</i>	<i>562</i>	<i>1950</i>	<i>373</i>	<i>1263</i>	<i>553</i>	<i>215</i>	<i>330</i>	<i>27</i>
<b>A18G:</b> Taking four or five drinks nearly every day																
1. Don't disapprove	13.7	19.4	7.7	13.7	17.7	14.0	14.8	14.1	11.6	11.5	24.2	7.6	14.4	17.2	28.7	58.5
2. Disapprove	28.3	29.2	25.6	28.6	29.9	27.0	29.8	27.3	29.4	27.2	31.8	25.3	28.6	31.3	35.0	25.6
3. Strongly disapprove	58.0	51.4	66.7	57.7	52.4	59.0	55.4	58.6	58.9	61.4	44.0	67.1	57.0	51.5	36.4	15.9
<i>Item 8730 Subject A11a</i>	<i>N 2441</i>	<i>1165</i>	<i>1157</i>	<i>1413</i>	<i>312</i>	<i>426</i>	<i>573</i>	<i>880</i>	<i>562</i>	<i>1951</i>	<i>373</i>	<i>1261</i>	<i>556</i>	<i>215</i>	<i>330</i>	<i>27</i>
<b>A18H:</b> Having five or more drinks once or twice each weekend																
1. Don't disapprove	29.7	34.6	24.0	32.3	25.1	30.6	33.9	28.5	26.4	27.7	38.6	15.5	36.4	44.9	57.9	72.3
2. Disapprove	30.2	28.7	31.3	30.0	30.3	32.1	29.2	30.4	29.5	30.7	28.1	30.9	31.1	29.3	27.8	16.7
3. Strongly disapprove	40.1	36.7	44.7	37.7	44.5	37.3	36.9	41.1	44.1	41.6	33.3	53.6	32.5	25.8	14.3	11.0
<i>Item 8740 Subject A11a</i>	<i>N 2442</i>	<i>1165</i>	<i>1159</i>	<i>1414</i>	<i>313</i>	<i>425</i>	<i>572</i>	<i>883</i>	<i>562</i>	<i>1952</i>	<i>373</i>	<i>1261</i>	<i>556</i>	<i>215</i>	<i>330</i>	<i>27</i>
<b>A18I:</b> Taking steroids for body-building or improved athletic performance																
1. Don't disapprove	10.3	13.5	6.9	9.7	13.1	9.8	8.9	11.9	9.4	9.3	13.8	7.4	9.9	16.2	14.5	38.6
2. Disapprove	29.1	29.2	28.7	31.3	26.5	27.1	30.6	28.1	30.5	28.4	34.4	26.3	33.3	29.5	32.0	24.9
3. Strongly disapprove	60.6	57.2	64.4	59.0	60.4	63.0	60.4	60.0	60.1	62.3	51.9	66.3	56.7	54.3	53.5	36.6
<i>Item 24520 Subject A11a</i>	<i>N 2445</i>	<i>1166</i>	<i>1160</i>	<i>1417</i>	<i>313</i>	<i>426</i>	<i>575</i>	<i>881</i>	<i>562</i>	<i>1952</i>	<i>376</i>	<i>1264</i>	<i>557</i>	<i>215</i>	<i>329</i>	<i>27</i>
<b>A18J:</b> Trying heroin once or twice without using a needle																
1. Don't disapprove	7.4	8.8	5.4	6.0	12.6	7.3	5.6	8.4	7.4	6.1	11.9	5.6	6.4	7.1	10.4	58.7
2. Disapprove	15.9	15.6	16.2	15.7	18.2	16.8	18.3	15.5	13.4	15.4	18.5	16.8	13.7	16.6	14.7	16.4
3. Strongly disapprove	76.7	75.6	78.4	78.2	69.2	75.8	76.1	76.0	79.2	78.5	69.6	77.7	79.9	76.3	74.8	24.9
<i>Item 29690 Subject A11a</i>	<i>N 2446</i>	<i>1164</i>	<i>1161</i>	<i>1417</i>	<i>311</i>	<i>426</i>	<i>575</i>	<i>883</i>	<i>562</i>	<i>1952</i>	<i>374</i>	<i>1262</i>	<i>557</i>	<i>215</i>	<i>330</i>	<i>27</i>
<b>A18K:</b> Taking heroin occasionally without using a needle																
1. Don't disapprove	5.9	7.5	3.9	4.5	10.9	6.5	4.3	7.2	5.2	4.8	10.0	4.9	5.6	6.1	6.9	41.6
2. Disapprove	13.0	12.5	13.0	11.9	17.4	12.9	15.2	12.4	11.8	12.3	16.6	13.0	10.9	12.7	14.7	14.8
3. Strongly disapprove	81.1	80.0	83.1	83.6	71.7	80.6	80.5	80.5	83.0	82.9	73.4	82.1	83.5	81.2	78.3	43.5
<i>Item 29700 Subject A11a</i>	<i>N 2444</i>	<i>1165</i>	<i>1159</i>	<i>1416</i>	<i>313</i>	<i>426</i>	<i>575</i>	<i>881</i>	<i>562</i>	<i>1951</i>	<i>376</i>	<i>1264</i>	<i>557</i>	<i>215</i>	<i>329</i>	<i>27</i>
<b>A18L:</b> Taking MDMA (ecstasy) once or twice																
1. Don't disapprove	16.1	19.6	12.4	15.5	17.6	16.0	13.9	15.1	20.2	15.0	21.2	7.7	14.6	25.1	41.1	66.3
2. Disapprove	27.5	29.2	26.0	27.3	26.9	27.6	29.3	26.0	27.8	27.7	27.4	24.6	28.0	33.9	33.6	16.6
3. Strongly disapprove	56.4	51.2	61.6	57.2	55.5	56.4	56.8	58.9	52.1	57.3	51.4	67.7	57.4	41.0	25.3	17.1
<i>Item 29960 Subject A11a</i>	<i>N 2441</i>	<i>1165</i>	<i>1158</i>	<i>1413</i>	<i>312</i>	<i>425</i>	<i>573</i>	<i>882</i>	<i>562</i>	<i>1952</i>	<i>373</i>	<i>1260</i>	<i>557</i>	<i>215</i>	<i>330</i>	<i>27</i>
<b>A19:</b> How difficult do you think it would be for you to get each of the following types of drugs, if you wanted some?																



QUESTIONNAIRE FORM 6 2011	TOTAL	SEX		RACE		REGION				COLLEGE PLANS?		ILLCIT DRUG USE: LIFETIME					
		M	F	White	Black	NE	NC	S	W	Yes	No	None	Mari- juana Only	Few Pills	More Pills	Any Her- oin	
<i>N (Weighted No. of Cases):</i>	2490	1171	1169	1422	315	431	583	910	565	1960	377	1274	557	215	331	27	
<i>% of Weighted Total:</i>	100.0	47.0	47.0	57.1	12.6	17.3	23.4	36.5	22.7	78.7	15.1	51.2	22.4	8.6	13.3	1.1	
<b>A19A: Marijuana (pot, weed)</b>																	
1. Probably impossible	6.4	6.0	6.2	4.7	8.2	1.8	7.9	7.9	6.0	5.9	7.8	11.1	0.7	2.2	0.4	-	
2. Very difficult	2.9	2.4	3.1	2.6	3.9	3.6	2.4	2.6	3.2	2.6	4.3	4.8	0.8	-	0.5	2.5	
3. Fairly difficult	7.7	7.7	7.8	6.9	6.0	6.9	9.8	7.5	6.5	7.5	9.3	12.4	3.6	1.5	1.5	2.7	
4. Fairly easy	22.8	22.2	24.5	25.7	16.6	23.2	21.8	23.2	22.8	23.4	20.8	28.4	19.4	18.0	14.3	8.8	
5. Very easy	60.2	61.7	58.4	60.0	65.3	64.5	58.1	58.8	61.5	60.7	57.7	43.3	75.5	78.3	83.2	86.0	
<i>Item 6750 Subject A03a</i>	<i>N</i>	<i>2442</i>	<i>1164</i>	<i>1155</i>	<i>1410</i>	<i>312</i>	<i>424</i>	<i>573</i>	<i>884</i>	<i>561</i>	<i>1946</i>	<i>376</i>	<i>1258</i>	<i>556</i>	<i>215</i>	<i>331</i>	<i>27</i>
<b>A19B: LSD</b>																	
1. Probably impossible	22.7	21.7	23.7	17.7	36.7	15.3	23.0	28.0	19.6	21.6	26.1	27.4	19.3	14.5	16.3	-	
2. Very difficult	23.1	23.1	23.1	24.4	21.9	26.7	22.4	23.5	20.7	23.3	21.3	24.7	26.5	19.3	15.2	14.2	
3. Fairly difficult	32.3	32.4	32.6	35.5	19.6	40.9	31.4	28.7	32.2	32.8	31.3	28.9	36.8	40.2	34.2	25.1	
4. Fairly easy	14.3	14.4	14.3	15.5	10.4	11.0	14.8	12.6	18.9	15.1	11.5	13.1	12.1	16.2	21.4	30.8	
5. Very easy	7.6	8.4	6.2	6.8	11.4	6.1	8.4	7.2	8.6	7.2	9.9	5.9	5.4	9.8	12.9	29.9	
<i>Item 6760 Subject A03a</i>	<i>N</i>	<i>2410</i>	<i>1154</i>	<i>1136</i>	<i>1393</i>	<i>306</i>	<i>418</i>	<i>568</i>	<i>866</i>	<i>557</i>	<i>1923</i>	<i>372</i>	<i>1234</i>	<i>551</i>	<i>214</i>	<i>331</i>	<i>27</i>
<b>A19C: PCP (angel dust)</b>																	
1. Probably impossible	30.1	29.2	30.4	27.1	39.6	23.9	33.5	33.6	25.6	29.0	33.0	33.4	29.7	24.6	23.0	-	
2. Very difficult	27.9	29.6	27.0	31.1	20.4	32.4	27.7	26.2	27.5	28.4	27.1	28.1	29.4	26.5	26.7	40.2	
3. Fairly difficult	25.9	24.6	27.5	26.7	18.6	33.7	23.2	23.3	27.1	25.8	24.8	24.5	27.2	28.4	28.2	16.8	
4. Fairly easy	10.2	10.4	9.9	10.4	10.6	6.2	9.0	10.8	13.2	10.9	8.3	9.9	8.9	11.8	11.6	20.9	
5. Very easy	5.9	6.3	5.2	4.8	10.8	3.8	6.5	6.1	6.6	5.9	6.8	4.1	4.7	8.8	10.5	22.1	
<i>Item 6771 Subject A03a</i>	<i>N</i>	<i>2413</i>	<i>1160</i>	<i>1133</i>	<i>1393</i>	<i>309</i>	<i>419</i>	<i>570</i>	<i>868</i>	<i>555</i>	<i>1925</i>	<i>372</i>	<i>1240</i>	<i>548</i>	<i>214</i>	<i>330</i>	<i>27</i>
<b>A19D: MDMA (ecstasy)</b>																	
1. Probably impossible	19.9	19.6	19.8	17.5	29.7	14.9	23.7	23.1	14.7	18.5	24.1	26.7	16.5	8.3	6.8	-	
2. Very difficult	18.9	18.4	19.7	21.2	13.4	22.4	21.5	17.7	15.2	19.3	17.4	23.0	17.6	17.6	8.6	2.5	
3. Fairly difficult	24.2	24.2	24.2	26.3	15.5	32.3	22.5	24.2	19.8	25.3	19.0	26.1	26.2	20.7	18.1	7.7	
4. Fairly easy	21.8	23.2	20.7	22.6	21.4	19.4	21.4	21.8	24.2	21.9	23.2	15.5	24.4	29.5	37.3	28.4	
5. Very easy	15.2	14.6	15.6	12.5	20.0	11.0	10.8	13.2	26.2	15.0	16.3	8.7	15.4	23.9	29.2	61.5	
<i>Item 23050 Subject A03a</i>	<i>N</i>	<i>2426</i>	<i>1161</i>	<i>1144</i>	<i>1401</i>	<i>311</i>	<i>422</i>	<i>571</i>	<i>874</i>	<i>558</i>	<i>1936</i>	<i>374</i>	<i>1249</i>	<i>551</i>	<i>215</i>	<i>331</i>	<i>27</i>
<b>A19E: Crystal meth ("ice")</b>																	
1. Probably impossible	33.1	33.1	32.3	29.7	40.8	30.6	35.6	37.6	25.5	32.3	34.2	36.1	33.1	24.1	28.0	-	
2. Very difficult	27.9	28.5	27.8	30.0	23.6	37.5	25.9	25.1	26.9	28.4	25.8	26.7	32.0	29.2	25.5	31.8	
3. Fairly difficult	22.0	20.8	23.8	24.4	15.5	21.9	22.6	20.1	24.5	22.3	20.0	23.3	21.6	23.0	19.3	15.6	
4. Fairly easy	10.0	10.3	9.6	9.5	11.3	6.2	9.2	9.4	14.4	10.1	11.1	9.0	8.3	13.6	13.9	12.0	
5. Very easy	7.0	7.3	6.5	6.5	8.8	3.8	6.7	7.8	8.6	6.8	8.9	5.0	5.0	10.1	13.2	40.6	
<i>Item 24410 Subject A03a</i>	<i>N</i>	<i>2416</i>	<i>1160</i>	<i>1136</i>	<i>1396</i>	<i>306</i>	<i>418</i>	<i>570</i>	<i>869</i>	<i>558</i>	<i>1928</i>	<i>373</i>	<i>1240</i>	<i>550</i>	<i>214</i>	<i>331</i>	<i>27</i>
<b>A19F: Steroids</b>																	
1. Probably impossible	21.3	18.3	23.7	15.9	34.0	20.5	18.1	25.7	18.4	20.7	21.5	23.5	21.4	12.5	18.0	5.8	
2. Very difficult	20.7	21.7	20.0	21.1	20.6	21.2	23.1	19.3	20.0	20.7	23.0	18.9	23.7	25.3	21.2	11.1	
3. Fairly difficult	27.0	27.8	27.0	29.7	18.5	25.3	28.9	24.9	29.7	28.0	24.3	27.5	27.4	28.6	25.3	25.7	
4. Fairly easy	17.9	17.3	18.5	19.8	12.9	18.1	18.7	16.5	19.3	18.1	17.1	18.3	16.7	17.5	17.0	29.7	
5. Very easy	13.0	14.9	10.8	13.4	14.1	14.8	11.1	13.7	12.7	12.5	14.1	11.8	10.7	16.2	18.5	27.7	
<i>Item 23060 Subject A03a</i>	<i>N</i>	<i>2423</i>	<i>1161</i>	<i>1142</i>	<i>1401</i>	<i>308</i>	<i>422</i>	<i>570</i>	<i>872</i>	<i>559</i>	<i>1935</i>	<i>373</i>	<i>1247</i>	<i>550</i>	<i>215</i>	<i>330</i>	<i>27</i>
<b>A19G: Alcohol</b>																	
1. Probably impossible	4.0	3.5	4.0	2.1	8.4	1.5	3.4	5.7	3.7	3.3	5.6	6.4	0.8	1.3	0.4	2.5	
2. Very difficult	2.1	2.2	2.1	1.9	2.5	2.5	2.8	2.0	1.4	2.1	2.5	2.6	2.5	0.3	0.8	-	
3. Fairly difficult	5.0	5.7	3.8	5.1	5.2	3.2	5.2	5.4	5.5	4.1	9.0	7.3	2.2	2.0	2.6	2.7	
4. Fairly easy	15.5	16.1	14.5	15.2	14.6	14.7	16.4	16.0	14.4	15.9	13.8	18.2	14.7	10.6	11.9	6.6	
5. Very easy	73.4	72.5	75.5	75.8	69.3	78.0	72.3	70.9	74.9	74.6	69.0	65.5	79.7	85.7	84.3	88.2	
<i>Item 30950 Subject A03a</i>	<i>N</i>	<i>2437</i>	<i>1163</i>	<i>1153</i>	<i>1408</i>	<i>313</i>	<i>423</i>	<i>573</i>	<i>881</i>	<i>560</i>	<i>1946</i>	<i>376</i>	<i>1256</i>	<i>555</i>	<i>215</i>	<i>331</i>	<i>27</i>
The following questions are about cigarette smoking.																	
<b>B01: Have you ever smoked cigarettes?</b>																	
1. Never—GO TO Q.B13	60.8	59.1	62.2	57.2	75.0	61.9	60.4	61.8	58.7	63.9	45.2	84.6	43.4	36.8	17.1	9.6	
2. Once or twice	16.5	17.2	15.8	15.8	12.1	15.9	16.0	15.0	19.9	15.7	20.2	9.7	29.4	23.6	16.7	15.9	
3. Occasionally but not regularly	11.0	11.6	10.8	12.3	5.8	10.4	11.6	10.6	11.3	11.1	10.1	4.7	16.9	20.3	19.9	18.6	
4. Regularly in the past	4.8	4.8	4.9	5.7	3.1	4.2	3.7	5.6	5.2	4.3	8.1	0.6	5.5	8.2	17.4	8.1	
5. Regularly now	6.9	7.3	6.3	9.0	3.9	7.6	8.3	7.0	5.0	5.0	16.5	0.3	4.9	11.1	28.9	47.9	
<i>Item 760 Subject A01a</i>	<i>N</i>	<i>2443</i>	<i>1164</i>	<i>1163</i>	<i>1417</i>	<i>313</i>	<i>424</i>	<i>575</i>	<i>884</i>	<i>561</i>	<i>1950</i>	<i>376</i>	<i>1267</i>	<i>555</i>	<i>215</i>	<i>329</i>	<i>27</i>



QUESTIONNAIRE FORM 6 2011	TOTAL	SEX		RACE		REGION				COLLEGE PLANS?		ILLCIT DRUG USE: LIFETIME				
		M	F	White	Black	NE	NC	S	W	Yes	No	None	Mari- juana Only	Few Pills	More Pills	Any Her- oin
<i>N (Weighted No. of Cases):</i>	2490	1171	1169	1422	315	431	583	910	565	1960	377	1274	557	215	331	27
<i>% of Weighted Total:</i>	100.0	47.0	47.0	57.1	12.6	17.3	23.4	36.5	22.7	78.7	15.1	51.2	22.4	8.6	13.3	1.1
<b>B02:</b> How frequently have you smoked cigarettes during the past 30 days?																
1. Not at all—incl. (1) in Q.B01—GO TO Q.B06	81.7	79.9	83.7	78.0	90.2	82.9	79.6	80.9	84.1	84.3	69.0	95.9	80.0	68.8	43.7	20.4
2. Less than one cigarette per day	8.9	9.7	8.3	10.1	5.6	7.4	9.9	8.4	9.8	8.5	11.1	3.3	13.1	13.1	21.5	10.1
3. One to five cigarettes per day	5.7	5.8	5.3	6.8	2.6	5.8	6.1	5.9	4.8	4.8	10.8	0.5	5.1	10.9	21.6	26.0
4. About one-half pack per day	2.4	2.8	1.9	3.4	1.3	2.2	3.1	2.9	1.1	1.8	4.5	0.4	1.2	6.3	7.1	25.2
5. About one pack per day	1.0	1.4	0.6	1.3	-	1.1	1.2	1.4	-	0.5	3.8	-	0.5	1.0	4.7	10.1
6. About one and one-half packs per day	0.3	0.3	0.1	0.4	-	0.4	0.1	0.5	-	0.1	0.7	-	0.1	-	1.2	3.3
7. Two packs or more per day	0.1	0.1	-	-	0.4	0.1	-	-	0.2	0.1	-	-	-	-	0.2	4.8
<i>Item 780 Subject A01c</i>	<i>N</i> 2440	1162	1161	1412	313	424	574	884	559	1947	376	1265	554	214	329	27
<b>B03:</b> During the last 30 days, about how many times (if any) have you bought cigarettes . . .																
<b>B03A:</b> . . . by having a friend or relative buy them for you?																
1. None	64.8	70.9	56.5	63.2	72.2	64.4	65.5	62.5	68.5	65.9	58.5	68.7	72.8	65.3	60.1	49.7
2. 1 time	11.6	10.5	14.1	10.5	18.0	15.1	13.2	6.6	16.3	12.4	10.7	9.2	15.3	11.7	10.4	9.4
3. 2 times	10.6	8.3	12.1	10.6	4.1	10.1	7.7	13.8	8.8	9.1	14.6	11.9	4.8	9.6	11.8	29.2
4. 3-5 times	6.2	5.8	6.9	7.6	5.7	4.5	6.8	7.6	4.2	7.9	2.9	5.5	4.8	7.4	6.5	11.7
5. 6-9 times	2.0	0.8	3.7	2.9	-	4.7	1.7	1.4	1.5	1.3	4.2	2.2	1.2	4.7	1.8	-
6. 10 or more	4.7	3.6	6.6	5.3	-	1.3	5.1	8.0	0.7	3.4	9.1	2.6	1.2	1.3	9.5	-
<i>Item 29970 Subject A03b</i>	<i>N†</i> 442	233	190	311	31	69	116	168	89	307	116	51	111	68	184	22
<b>B03B:</b> . . . on your own from vending machines?																
1. None	96.8	95.8	97.6	96.9	94.1	97.3	98.3	97.2	93.5	96.0	98.8	92.9	100.0	100.0	95.9	88.3
2. 1 time	2.2	3.1	1.2	2.9	2.1	2.7	1.1	0.8	5.8	2.7	1.2	7.1	-	-	1.9	11.7
3. 2 times	0.4	0.8	-	0.2	3.8	-	0.6	0.7	-	0.4	-	-	-	-	1.0	-
4. 3-5 times	0.6	0.3	1.1	-	-	-	-	1.3	0.7	0.9	-	-	-	-	1.2	-
5. 6-9 times	-	-	-	-	-	-	-	-	-	-	-	-	-	-	-	-
6. 10 or more	-	-	-	-	-	-	-	-	-	-	-	-	-	-	-	-
<i>Item 29980 Subject A03b</i>	<i>N†</i> 441	232	190	310	31	68	116	168	89	306	116	51	111	68	184	22
<b>B03C:</b> . . . through the mail?																
1. None	99.3	98.9	99.6	99.2	97.9	97.3	100.0	99.6	99.2	99.4	98.8	98.5	100.0	100.0	100.0	88.3
2. 1 time	0.4	0.8	-	0.6	-	2.7	-	-	-	0.6	-	-	-	-	-	8.6
3. 2 times	0.3	0.3	0.4	0.2	2.1	-	-	0.4	0.8	-	1.2	1.5	-	-	-	3.1
4. 3-5 times	-	-	-	-	-	-	-	-	-	-	-	-	-	-	-	-
5. 6-9 times	-	-	-	-	-	-	-	-	-	-	-	-	-	-	-	-
6. 10 or more	-	-	-	-	-	-	-	-	-	-	-	-	-	-	-	-
<i>Item 29990 Subject A03b</i>	<i>N†</i> 441	232	190	310	31	68	116	168	89	306	116	51	111	68	184	22
<b>B03D:</b> . . . in a store where you pick up the pack (or carton) and bring it to the check-out counter?																
1. None	75.5	74.1	77.9	76.5	70.4	83.9	76.4	71.1	76.3	75.0	78.7	78.4	81.0	81.6	72.2	61.8
2. 1 time	6.4	5.4	7.2	5.6	10.1	1.3	5.6	8.6	7.0	8.1	2.9	9.4	4.9	3.4	7.3	6.3
3. 2 times	6.1	5.3	6.7	4.7	11.7	6.9	3.4	8.4	4.4	5.6	5.7	6.6	3.2	8.7	5.2	10.4
4. 3-5 times	6.1	8.6	3.1	6.7	3.6	0.7	9.7	4.8	7.9	5.6	7.3	5.6	4.2	4.0	8.0	6.3
5. 6-9 times	1.3	1.7	0.6	1.6	-	1.5	-	2.5	0.7	1.5	1.0	-	-	0.9	2.2	5.1
6. 10 or more	4.7	4.9	4.5	4.9	4.2	5.7	4.8	4.6	3.7	4.3	4.5	-	6.8	1.3	5.1	10.2
<i>Item 30000 Subject A03b</i>	<i>N†</i> 437	232	189	310	31	68	116	167	86	305	113	50	111	68	181	22
<b>B03E:</b> . . . in a store where the clerk has to hand you the pack or carton?																
1. None	39.3	38.3	39.5	38.2	35.7	36.8	32.4	33.6	61.1	38.7	42.1	44.8	53.7	33.8	35.8	3.8
2. 1 time	15.6	13.1	19.7	13.1	28.2	10.3	16.0	19.7	11.4	17.0	11.9	23.5	13.5	20.6	12.8	14.5
3. 2 times	12.9	11.9	13.6	13.3	11.2	21.7	11.0	14.7	5.4	14.0	9.7	12.1	10.5	20.8	11.6	10.6
4. 3-5 times	13.0	14.7	11.0	15.2	7.2	3.2	22.3	10.5	13.0	12.6	14.2	15.8	10.0	13.7	13.5	18.4
5. 6-9 times	5.9	6.7	5.1	7.4	-	9.8	5.4	6.9	1.4	6.4	5.4	-	2.4	5.5	8.5	13.7
6. 10 or more	13.3	15.3	11.2	12.8	17.6	18.1	12.9	14.6	7.7	11.3	16.7	3.8	9.9	5.6	17.8	39.1
<i>Item 30010 Subject A03b</i>	<i>N†</i> 443	232	190	311	31	69	117	168	89	307	116	52	111	68	184	22

†=excludes respondents for whom question was inappropriate.



QUESTIONNAIRE FORM 6 2011	TOTAL	SEX		RACE		REGION				COLLEGE PLANS?		ILLICIT DRUG USE: LIFETIME				
		M	F	White	Black	NE	NC	S	W	Yes	No	None	Mari- juana Only	Few Pills	More Pills	Any Her- oin
<i>N (Weighted No. of Cases):</i>	2490	1171	1169	1422	315	431	583	910	565	1960	377	1274	557	215	331	27
<i>% of Weighted Total:</i>	100.0	47.0	47.0	57.1	12.6	17.3	23.4	36.5	22.7	78.7	15.1	51.2	22.4	8.6	13.3	1.1
<b>B03F:</b> . . . bought them in some other way?																
1. None	83.5	84.0	84.7	86.4	64.0	83.4	86.6	81.7	83.1	83.4	83.2	96.0	88.8	86.8	77.7	78.0
2. 1 time	3.6	2.4	5.5	3.4	8.3	6.4	1.8	2.2	6.8	4.6	1.7	-	4.5	7.1	3.4	-
3. 2 times	6.1	5.4	4.8	4.5	13.5	2.8	6.9	6.3	7.0	6.2	6.8	-	2.2	2.5	10.6	5.1
4. 3-5 times	2.6	2.6	2.4	1.5	2.1	1.1	2.8	3.3	2.2	2.1	3.4	-	2.9	2.0	2.9	3.1
5. 6-9 times	0.6	0.8	0.4	0.6	2.1	-	0.6	1.1	-	0.8	-	-	-	1.0	1.0	-
6. 10 or more	3.6	4.8	2.2	3.6	10.0	6.3	1.4	5.5	0.8	2.9	4.9	4.0	1.6	0.7	4.4	13.8
<i>Item 31330 Subject A03b</i>	<i>N†</i>	440	231	190	309	68	116	168	89	305	116	51	111	67	183	22
<b>B04:</b> During the last 30 days, about how many times (if any) did YOU buy cigarettes for your own use . . .																
<b>B04A:</b> . . . at a big supermarket?																
1. None	90.3	88.0	92.1	89.6	91.6	86.3	88.6	93.8	89.0	90.8	88.6	92.5	94.4	90.0	88.9	74.3
2. 1 time	3.9	4.0	4.1	3.2	6.3	3.7	3.5	2.6	6.9	3.4	5.7	1.9	1.1	6.5	4.4	10.9
3. 2 times	2.6	3.7	1.5	3.2	2.1	2.1	3.9	1.0	4.1	1.7	4.1	5.6	1.5	2.2	2.2	6.2
4. 3-5 times	2.6	3.3	2.0	3.1	-	6.4	3.4	1.9	-	3.5	0.6	-	2.3	1.4	3.3	8.6
5. 6-9 times	0.2	-	0.4	0.2	-	-	0.6	-	-	0.2	-	-	0.6	-	-	-
6. 10 or more	0.5	1.0	-	0.7	-	1.5	-	0.7	-	0.3	1.1	-	-	-	1.2	-
<i>Item 30020 Subject A03b</i>	<i>N†</i>	440	232	190	310	68	117	167	88	307	116	51	111	68	185	22
<b>B04B:</b> . . . at a small grocery store?																
1. None	80.8	76.4	85.9	80.9	75.4	86.3	81.3	76.8	83.2	82.9	76.4	84.3	86.1	82.5	76.8	71.1
2. 1 time	7.5	8.6	5.9	6.0	19.8	0.9	8.6	8.6	8.9	5.9	11.8	11.3	7.0	8.6	6.6	6.3
3. 2 times	4.6	5.3	3.6	4.4	2.1	2.1	7.9	3.2	4.6	5.6	1.3	1.2	3.4	5.4	6.2	3.1
4. 3-5 times	4.1	5.3	3.1	5.7	-	5.7	0.6	7.8	0.7	3.8	5.6	1.9	1.2	2.1	6.6	8.6
5. 6-9 times	0.3	0.3	0.4	0.5	-	-	0.6	0.4	-	0.2	0.6	-	0.6	-	0.4	-
6. 10 or more	2.8	4.2	1.0	2.5	2.6	5.0	1.0	3.1	2.7	1.5	4.3	1.3	1.7	1.5	3.5	10.9
<i>Item 30030 Subject A03b</i>	<i>N†</i>	442	233	190	311	69	117	167	88	307	116	51	111	68	185	22
<b>B04C:</b> . . . at a drugstore?																
1. None	84.7	87.4	81.3	83.7	87.4	82.9	84.8	84.1	86.9	83.8	87.2	89.1	93.6	84.3	80.0	71.5
2. 1 time	5.2	3.9	6.7	4.2	2.3	1.1	7.8	4.8	5.7	6.0	3.3	5.0	1.6	11.6	5.1	6.3
3. 2 times	4.8	4.0	5.8	5.6	7.7	7.1	1.4	5.3	6.5	5.2	3.2	5.9	0.7	1.4	7.5	11.7
4. 3-5 times	3.2	3.1	3.2	3.5	2.6	3.5	4.3	3.6	0.9	2.8	3.8	-	2.8	2.8	4.4	3.2
5. 6-9 times	0.5	0.3	0.8	0.7	-	1.3	1.2	-	-	0.7	-	-	0.6	-	-	3.1
6. 10 or more	1.6	1.3	2.1	2.3	-	4.1	0.6	2.1	-	1.4	2.5	-	0.6	-	2.9	4.2
<i>Item 30040 Subject A03b</i>	<i>N†</i>	440	232	190	310	68	117	167	88	307	116	51	111	68	185	22
<b>B04D:</b> . . . at a convenience store (like a Hop-In or 7-11) or a gas station?																
1. None	37.4	37.0	38.0	37.4	24.2	38.4	38.6	32.1	45.3	38.6	35.0	42.4	49.1	34.7	34.2	-
2. 1 time	19.6	16.5	23.3	17.6	32.0	15.7	13.3	21.1	28.2	22.3	13.3	30.0	19.4	23.1	16.9	11.4
3. 2 times	11.4	12.8	8.3	10.9	15.3	14.5	11.5	10.6	10.2	9.4	15.7	12.4	4.7	17.7	11.3	22.7
4. 3-5 times	10.9	10.4	12.0	12.6	3.6	9.2	17.9	9.1	6.5	10.8	11.9	10.0	12.3	8.7	11.6	10.1
5. 6-9 times	6.2	6.6	6.0	7.7	-	4.0	7.4	8.4	2.1	6.5	6.5	2.6	2.1	9.2	8.0	8.6
6. 10 or more	14.5	16.7	12.4	13.8	24.8	18.3	11.3	18.7	7.7	12.4	17.6	2.6	12.5	6.6	18.0	47.2
<i>Item 30050 Subject A03b</i>	<i>N†</i>	442	233	190	310	69	117	168	88	307	116	51	111	68	185	22
<b>B04E:</b> . . . from a Web site?																
1. None	99.3	99.0	99.6	99.8	94.3	100.0	99.6	98.9	99.2	99.6	98.4	98.5	100.0	99.3	99.4	96.8
2. 1 time	0.5	0.7	0.4	0.2	3.5	-	0.4	0.7	0.8	0.4	1.0	1.5	-	0.7	0.6	-
3. 2 times	0.2	0.3	-	-	2.1	-	-	0.4	-	-	0.6	-	-	-	-	3.2
4. 3-5 times	-	-	-	-	-	-	-	-	-	-	-	-	-	-	-	-
5. 6-9 times	-	-	-	-	-	-	-	-	-	-	-	-	-	-	-	-
6. 10 or more	-	-	-	-	-	-	-	-	-	-	-	-	-	-	-	-
<i>Item 31340 Subject A03b</i>	<i>N†</i>	440	232	190	311	68	117	167	89	306	116	51	111	68	185	21

†=excludes respondents for whom question was inappropriate.



QUESTIONNAIRE FORM 6 2011	TOTAL	SEX		RACE		REGION				COLLEGE PLANS?		ILLICIT DRUG USE: LIFETIME				
		M	F	White	Black	NE	NC	S	W	Yes	No	None	Mari- juana Only	Few Pills	More Pills	Any Her- oin
<i>N (Weighted No. of Cases):</i>	2490	1171	1169	1422	315	431	583	910	565	1960	377	1274	557	215	331	27
<i>% of Weighted Total:</i>	100.0	47.0	47.0	57.1	12.6	17.3	23.4	36.5	22.7	78.7	15.1	51.2	22.4	8.6	13.3	1.1
<b>B05:</b> What brand of cigarettes do you usually smoke? (Brands are in alphabetical order. Mark only one)																
01. Basic	0.2	0.4	-	-	2.6	-	-	-	1.0	0.3	-	-	0.8	-	-	-
02. Benson & Hedges	-	-	-	-	-	-	-	-	-	-	-	-	-	-	-	-
03. Black & Whites	0.5	-	1.2	-	-	-	1.8	-	-	0.7	-	-	2.0	-	-	-
04. Cambridge	-	-	-	-	-	-	-	-	-	-	-	-	-	-	-	-
05. Camel	14.0	12.5	15.9	12.3	-	6.8	16.9	11.0	22.1	13.9	14.1	13.2	18.6	22.3	8.3	13.6
06. Capri	-	-	-	-	-	-	-	-	-	-	-	-	-	-	-	-
07. Carlton	-	-	-	-	-	-	-	-	-	-	-	-	-	-	-	-
08. Doral	-	-	-	-	-	-	-	-	-	-	-	-	-	-	-	-
09. GPC	0.1	0.2	-	-	-	-	0.4	-	-	-	0.5	-	-	0.7	-	-
10. Kent	-	-	-	-	-	-	-	-	-	-	-	-	-	-	-	-
11. Kool	3.5	5.0	1.5	3.1	14.5	-	2.8	7.0	-	3.6	3.9	1.5	5.1	2.0	3.6	-
12. Marlboro	40.5	38.5	43.0	44.3	14.6	47.4	37.5	36.6	47.6	40.2	41.1	34.4	27.9	47.8	46.3	50.2
13. Merit	-	-	-	-	-	-	-	-	-	-	-	-	-	-	-	-
14. Misty	-	-	-	-	-	-	-	-	-	-	-	-	-	-	-	-
15. Monarch	-	-	-	-	-	-	-	-	-	-	-	-	-	-	-	-
16. More	-	-	-	-	-	-	-	-	-	-	-	-	-	-	-	-
17. Newport	19.1	16.6	22.2	18.0	46.3	34.2	20.6	19.9	2.4	18.5	20.5	3.9	13.7	11.4	27.3	32.3
18. Pall Mall	1.5	2.4	0.5	2.1	-	-	0.4	1.6	3.9	1.1	2.9	6.1	1.8	-	0.8	-
19. Parliament	1.0	1.8	-	1.4	-	1.1	0.6	0.8	1.9	1.2	0.7	-	-	2.1	1.5	-
20. Salem	0.2	0.3	-	-	-	-	-	-	0.9	-	-	1.4	-	-	-	-
21. Vantage	-	-	-	-	-	-	-	-	-	-	-	-	-	-	-	-
22. Virginia Slims	0.3	-	0.6	-	-	-	-	-	1.5	0.4	-	-	-	-	0.6	-
23. Winston	-	-	-	-	-	-	-	-	-	-	-	-	-	-	-	-
24. Other	7.3	10.9	3.3	7.0	17.0	6.6	5.6	7.7	9.4	8.1	6.1	11.7	10.5	8.0	4.9	-
25. No usual brand	11.9	11.4	11.8	11.8	5.0	4.0	13.4	15.3	9.3	12.1	10.3	27.8	19.6	5.7	6.7	3.9
<i>Item 30065 Subject A01I</i>	<i>N†</i>	391	210	167	279	60	106	153	72	276	98	46	95	64	163	17
<b>B06:</b> The last time that you tried to buy cigarettes in a store or gas station, were you asked for proof of age?																
1. I never tried to buy cigarettes at a store or gas station	46.0	40.7	52.0	43.4	47.0	47.7	41.9	39.9	57.9	48.3	37.9	58.8	55.5	42.9	30.8	5.7
2. No, they didn't ask me and they sold me the cigarettes	14.7	16.3	12.6	14.8	18.6	13.5	14.0	17.8	11.6	13.3	20.4	8.4	10.4	15.0	21.7	34.5
3. No, they didn't ask but they didn't sell me the cigarettes	0.2	0.1	0.5	0.2	1.2	-	0.5	0.3	0.1	0.3	0.1	0.2	0.5	-	0.1	-
4. Yes, I was asked for proof of age—GO TO Q.B06A	39.0	43.0	34.9	41.5	33.3	38.8	43.6	42.0	30.4	38.1	41.6	32.5	33.6	42.2	47.3	59.8
<i>Item 30070 Subject A03b</i>	<i>N†</i>	940	470	434	604	158	225	330	227	695	201	195	307	136	267	24
<b>B06A:</b> If yes, what happened?																
1. I showed some ID and got the cigarettes	88.7	88.1	88.6	90.4	86.3	83.3	92.8	86.6	92.3	89.9	83.0	96.5	86.4	86.9	88.0	82.3
2. I showed some ID but they refused to sell me the cigarettes	3.0	3.6	2.3	2.8	3.4	-	0.7	4.9	4.7	2.0	7.0	-	6.9	-	2.4	5.1
3. I didn't show ID and they sold them to me anyway	4.6	4.2	5.5	3.3	5.8	10.9	4.3	3.2	2.3	4.3	5.8	1.2	5.1	5.8	4.5	12.7
4. I didn't show ID and they didn't sell me any cigarettes	3.7	4.1	3.6	3.5	4.5	5.8	2.2	5.3	0.7	3.9	4.1	2.3	1.6	7.2	5.0	-
<i>Item 30080 Subject A03b</i>	<i>N†</i>	364	200	151	246	62	95	140	68	267	78	63	101	57	126	15
<b>B07:</b> Have you ever gone to a store and bought just one or a few cigarettes (fewer than the usual pack of 20)?																
1. No, never	82.7	79.7	86.0	86.1	73.9	84.3	86.6	79.3	82.6	83.9	80.3	88.1	85.4	87.8	78.0	31.1
2. Yes, in the past 12 months	14.9	17.4	12.1	11.6	24.9	12.8	12.4	17.1	15.5	14.0	16.7	11.0	13.4	10.8	18.1	50.1
3. Yes, but not in the past 12 months	2.5	2.9	1.9	2.3	1.1	2.9	1.0	3.7	1.9	2.1	3.0	0.9	1.2	1.3	3.9	18.8
<i>Item 30090 Subject A01I, A03b</i>	<i>N†</i>	941	470	435	604	158	225	331	227	696	200	194	310	136	266	24
<b>B08:</b> Have you ever tried to stop smoking and found that you could not?																
1. Yes	12.3	12.1	12.9	13.1	8.7	15.7	9.4	14.6	9.7	9.3	22.0	3.9	9.2	16.8	17.4	30.9
2. No	87.7	87.9	87.1	86.9	91.3	84.3	90.6	85.4	90.3	90.7	78.0	96.1	90.8	83.2	82.6	69.1
<i>Item 01690 Subject A01i</i>	<i>N†</i>	936	470	430	602	154	224	331	226	690	201	191	307	136	267	24

†=excludes respondents for whom question was inappropriate.



QUESTIONNAIRE FORM 6 2011	TOTAL	SEX		RACE		REGION				COLLEGE PLANS?		ILLCIT DRUG USE: LIFETIME					
		M	F	White	Black	NE	NC	S	W	Yes	No	None	Mari- juana Only	Few Pills	More Pills	Any Her- oin	
<i>N (Weighted No. of Cases):</i>	2490	1171	1169	1422	315	431	583	910	565	1960	377	1274	557	215	331	27	
<i>% of Weighted Total:</i>	100.0	47.0	47.0	57.1	12.6	17.3	23.4	36.5	22.7	78.7	15.1	51.2	22.4	8.6	13.3	1.1	
<b>B09:</b> How many times, if any, have you tried to stop smoking?																	
1. None	66.5	65.5	67.3	64.6	64.4	63.4	69.8	62.4	71.3	71.1	51.0	80.5	73.2	60.4	55.2	38.1	
2. Once	16.7	17.8	15.8	16.8	17.8	16.4	15.7	18.6	15.1	15.6	20.6	14.3	15.3	18.8	17.3	38.5	
3. Twice	9.8	10.4	8.7	10.4	12.8	11.3	6.6	11.8	9.0	7.8	14.9	3.0	8.0	8.8	17.2	-	
4. 3 to 5 times	5.0	3.7	6.5	6.0	2.2	6.6	4.8	5.4	3.4	4.2	8.4	0.3	2.6	8.2	8.8	9.5	
5. 6 to 9 times	0.7	0.6	0.8	0.8	0.8	0.4	0.9	0.8	0.3	0.8	0.4	-	0.5	2.0	0.5	2.7	
6. 10 or more times	1.4	1.9	1.0	1.4	1.9	1.8	2.2	1.0	0.9	0.5	4.8	1.9	0.5	1.8	1.0	11.2	
<i>Item 01691 Subject A01i</i>	<i>N†</i>	924	462	428	595	74	151	222	327	225	679	201	187	304	135	264	24
<b>B10:</b> Do you want to stop smoking now?																	
1. Yes	10.7	11.0	10.8	13.2	8.0	11.4	12.5	12.7	5.7	8.3	20.4	5.1	6.4	14.2	17.1	17.6	
2. No	24.4	26.7	21.8	26.6	25.0	19.7	25.3	28.1	21.4	23.6	27.3	14.6	17.6	22.3	36.9	60.6	
8. Don't smoke now	64.8	62.3	67.4	60.3	67.0	68.8	62.2	59.2	72.8	68.2	52.3	80.3	76.0	63.5	46.1	21.8	
<i>Item 01700 Subject A01i</i>	<i>N†</i>	932	466	431	600	74	155	222	328	227	688	201	193	305	136	265	24
<b>B11:</b> Do you (or did you) worry that quitting smoking would make you gain weight?																	
1. No, not at all	86.8	91.7	82.1	84.9	93.4	87.5	85.8	85.1	90.0	89.1	78.9	88.9	86.8	92.3	82.8	85.7	
2. Yes, a little	7.1	3.7	10.4	8.4	4.5	8.5	6.9	7.6	5.8	5.4	13.5	8.2	6.8	3.6	9.1	-	
3. Yes, some	2.8	3.0	2.7	3.2	-	2.0	3.6	2.9	2.3	2.3	3.8	-	4.1	1.2	3.5	7.6	
4. Yes, a lot	3.3	1.7	4.8	3.5	2.1	2.0	3.7	4.4	2.0	3.2	3.7	2.9	2.3	2.9	4.6	6.7	
<i>Item 30100 Subject A06c</i>	<i>N†</i>	920	459	427	595	74	152	221	325	222	679	199	189	299	134	265	24
<b>B12:</b> Some people start to smoke because they think it will help them lose weight. Was losing weight one of the reasons you started to smoke?																	
1. No, not at all	94.7	98.1	90.7	94.4	100.0	93.8	91.3	96.5	95.8	95.2	93.8	95.6	93.7	95.5	94.7	94.1	
2. Yes, a little	3.0	0.8	5.3	2.9	-	4.4	6.1	1.0	1.8	2.7	3.9	2.3	3.3	2.9	3.0	2.9	
3. Yes, some	1.6	1.0	2.4	1.6	-	1.7	2.4	1.2	1.4	1.5	1.8	-	2.5	1.6	1.9	-	
4. Yes, a lot	0.7	-	1.6	1.0	-	-	0.2	1.2	1.0	0.7	0.6	2.2	0.4	-	0.3	3.0	
<i>Item 30110 Subject A06a</i>	<i>N†</i>	911	451	427	586	73	150	214	323	224	674	196	182	299	134	263	24
<b>B13:</b> If you have never smoked, do you think you will try smoking cigarettes sometime this year?																	
1. I have already tried cigarettes	29.7	30.3	29.1	33.8	16.5	28.3	31.8	28.1	31.1	27.2	43.3	10.6	39.4	50.1	74.2	65.2	
2. I definitely will	0.8	1.0	0.4	0.7	0.9	1.0	0.3	0.9	0.8	0.6	1.6	0.2	0.6	1.1	2.2	12.2	
3. I probably will	2.9	3.3	2.7	2.2	4.5	2.4	2.3	2.8	3.8	3.0	2.8	2.0	4.8	2.8	2.1	10.3	
4. I probably will not	10.4	10.8	10.1	10.7	7.3	12.7	11.8	7.4	11.9	10.4	9.6	11.4	10.5	12.4	5.9	7.1	
5. I definitely will not	56.3	54.6	57.7	52.6	70.8	55.5	53.8	60.7	52.5	58.8	42.8	75.8	44.7	33.6	15.6	5.2	
<i>Item 30120 Subject A04b</i>	<i>N</i>	2387	1136	1144	1393	302	410	569	857	552	1915	364	1258	542	208	313	26
<b>B14:</b> Do you think you will be smoking cigarettes five years from now?																	
1. I definitely will	1.9	2.1	1.5	1.8	1.9	1.7	2.8	1.6	1.3	1.2	5.0	1.0	0.9	1.7	6.1	8.5	
2. I probably will	7.7	8.4	7.0	8.4	6.6	7.2	7.0	7.9	8.4	5.6	18.4	2.0	9.9	11.3	22.6	23.6	
3. I probably will not	21.9	25.2	19.1	21.8	15.0	22.5	23.2	18.7	25.1	21.6	23.1	15.4	27.0	29.5	31.5	62.1	
4. I definitely will not	68.6	64.3	72.4	68.0	76.5	68.6	66.9	71.8	65.1	71.6	53.5	81.7	62.2	57.4	39.8	5.7	
<i>Item 01710 Subject A04a</i>	<i>N</i>	2419	1152	1160	1412	308	417	573	872	557	1943	366	1264	553	211	324	26
<b>B15:</b> How much do you agree or disagree with the following statements?																	
<b>B15A:</b> I will never get addicted to cigarettes																	
1. Disagree	16.4	15.5	17.6	17.4	17.0	15.1	16.0	19.0	13.9	14.6	26.6	15.1	12.9	21.6	23.4	39.8	
2. Mostly disagree	6.8	7.7	6.0	7.7	4.0	7.6	7.2	4.6	9.2	7.0	6.1	4.9	7.2	9.8	11.3	9.3	
3. Neither	7.3	7.9	6.6	7.3	3.8	7.4	7.4	6.5	8.4	7.1	8.6	4.9	10.6	6.4	11.7	7.1	
4. Mostly agree	7.8	7.7	7.8	8.6	7.1	9.2	8.3	6.7	7.8	7.8	6.4	5.8	10.8	10.7	8.4	-	
5. Agree	61.8	61.2	62.1	59.0	68.0	60.8	61.2	63.3	60.7	63.5	52.2	69.3	58.5	51.6	45.2	43.7	
<i>Item 30130 Subject A04a</i>	<i>N</i>	2414	1152	1161	1409	308	414	572	868	561	1945	365	1263	553	211	325	27

†=excludes respondents for whom question was inappropriate.



QUESTIONNAIRE FORM 6 2011	TOTAL	SEX		RACE		REGION				COLLEGE PLANS?		ILLICIT DRUG USE: LIFETIME					
		M	F	White	Black	NE	NC	S	W	Yes	No	None	Mari- juana Only	Few Pills	More Pills	Any Her- oin	
<i>N (Weighted No. of Cases):</i>	2490	1171	1169	1422	315	431	583	910	565	1960	377	1274	557	215	331	27	
<i>% of Weighted Total:</i>	100.0	47.0	47.0	57.1	12.6	17.3	23.4	36.5	22.7	78.7	15.1	51.2	22.4	8.6	13.3	1.1	
<b>B15B:</b> I could smoke a pack a day for a year or more and still be able to quit if I wanted to																	
1. Disagree	57.4	54.7	60.0	57.1	57.5	56.8	56.6	58.7	56.8	57.7	56.9	63.1	53.2	52.6	47.1	35.0	
2. Mostly disagree	13.7	14.5	13.3	14.9	10.6	15.3	15.6	11.7	13.7	14.6	10.2	12.7	14.7	14.5	16.6	7.0	
3. Neither	12.8	12.5	12.9	12.8	12.1	11.1	13.0	13.1	13.3	12.7	13.1	12.1	13.6	12.9	13.5	16.0	
4. Mostly agree	5.2	6.1	4.2	5.3	3.2	6.3	5.7	4.2	5.3	4.8	7.2	3.5	7.3	9.1	4.8	17.0	
5. Agree	10.9	12.2	9.7	9.9	16.7	10.5	9.1	12.4	11.0	10.2	12.6	8.6	11.1	10.9	18.0	24.9	
<i>Item 30140 Subject A04a</i>	<i>N</i>	<i>2402</i>	<i>1144</i>	<i>1159</i>	<i>1405</i>	<i>305</i>	<i>413</i>	<i>572</i>	<i>859</i>	<i>558</i>	<i>1940</i>	<i>363</i>	<i>1253</i>	<i>550</i>	<i>211</i>	<i>325</i>	<i>27</i>
<b>B15C:</b> At my age, smoking is not too dangerous because you can always quit later																	
1. Disagree	73.9	70.2	77.4	74.6	74.4	75.9	74.0	74.0	72.1	75.2	68.8	82.4	67.7	64.6	60.7	49.0	
2. Mostly disagree	12.5	15.5	9.6	13.5	9.0	13.8	13.5	11.8	11.6	12.1	13.3	9.3	13.6	19.5	18.0	20.9	
3. Neither	8.0	8.5	7.1	7.8	7.0	5.4	7.7	7.5	10.9	7.6	10.0	4.2	11.1	9.5	13.7	20.6	
4. Mostly agree	2.5	2.8	2.4	2.1	4.1	3.1	2.9	2.0	2.3	2.4	3.6	0.9	4.0	5.0	4.8	-	
5. Agree	3.2	3.0	3.6	2.0	5.5	1.9	1.9	4.8	3.1	2.8	4.3	3.2	3.6	1.4	2.8	9.6	
<i>Item 30150 Subject A04a</i>	<i>N</i>	<i>2405</i>	<i>1145</i>	<i>1160</i>	<i>1408</i>	<i>305</i>	<i>414</i>	<i>572</i>	<i>860</i>	<i>559</i>	<i>1940</i>	<i>363</i>	<i>1258</i>	<i>549</i>	<i>211</i>	<i>324</i>	<i>27</i>
<b>B16:</b> Some tobacco companies make clothing, hats, bags, or other things with their brand on it. Do you have a piece of clothing, or other thing that has a tobacco brand name or logo on it?																	
1. No	93.2	92.2	94.2	92.1	95.1	91.0	92.9	93.3	94.8	93.9	89.7	96.1	93.7	90.9	85.2	54.4	
2. Yes—GO TO Q.B16A	6.8	7.8	5.8	7.9	4.9	9.0	7.1	6.7	5.2	6.1	10.3	3.9	6.3	9.1	14.8	45.6	
<i>Item 30160 Subject A18b</i>	<i>N</i>	<i>2411</i>	<i>1153</i>	<i>1159</i>	<i>1411</i>	<i>305</i>	<i>416</i>	<i>572</i>	<i>865</i>	<i>559</i>	<i>1944</i>	<i>367</i>	<i>1264</i>	<i>552</i>	<i>212</i>	<i>322</i>	<i>27</i>
<b>B16A:</b> What brand name is on it (or on them)? (Mark all that apply.)																	
A. Camel	22.8	18.6	24.5	21.3	21.2	16.3	16.1	23.7	38.0	22.6	18.2	28.9	12.3	12.2	28.2	20.9	
B. Kool	7.5	8.0	7.6	7.3	14.9	10.7	0.9	3.6	20.5	8.0	6.1	11.3	4.1	8.6	4.9	10.5	
C. Marlboro	57.8	50.8	71.6	61.6	47.8	51.0	65.3	58.2	54.7	62.2	53.3	45.2	57.0	67.4	65.1	61.5	
D. Newport	14.9	12.6	14.5	8.1	47.7	21.7	10.6	15.4	11.5	9.7	21.9	8.3	12.9	6.1	25.0	23.2	
E. Virginia Slims	3.3	5.1	1.1	3.2	7.6	-	1.7	-	16.0	4.0	1.8	5.7	-	-	1.4	15.6	
F. Other	26.9	39.4	8.9	29.4	20.7	18.8	33.7	17.4	46.5	27.3	25.3	38.9	31.2	23.5	12.8	30.9	
<i>Item 30170-30220 Subject A18b</i>	<i>N†</i>	<i>166</i>	<i>94</i>	<i>65</i>	<i>109</i>	<i>17</i>	<i>35</i>	<i>41</i>	<i>60</i>	<i>30</i>	<i>119</i>	<i>38</i>	<i>49</i>	<i>34</i>	<i>21</i>	<i>48</i>	<i>12</i>
<b>B17:</b> Have you ever saved coupons from cigarettes (whether or not you bought them yourself)?																	
1. No	95.3	94.5	95.7	93.2	98.0	94.7	95.1	94.6	97.0	96.3	88.8	99.0	96.2	92.1	83.7	64.1	
2. Yes—GO TO Q.B17A	4.7	5.5	4.3	6.8	2.0	5.3	4.9	5.4	3.0	3.7	11.2	1.0	3.8	7.9	16.3	35.9	
<i>Item 30230 Subject A18c</i>	<i>N</i>	<i>2404</i>	<i>1148</i>	<i>1157</i>	<i>1407</i>	<i>305</i>	<i>411</i>	<i>572</i>	<i>863</i>	<i>558</i>	<i>1939</i>	<i>364</i>	<i>1260</i>	<i>550</i>	<i>211</i>	<i>324</i>	<i>24</i>
<b>B17A:</b> Are you currently saving coupons from cigarettes?																	
1. No	59.3	61.5	57.3	58.3	62.0	66.9	61.8	60.4	39.6	70.0	41.4	54.8	71.8	54.6	55.3	59.3	
2. Yes	40.7	38.5	42.7	41.7	38.0	33.1	38.2	39.6	60.4	30.0	58.6	45.2	28.2	45.4	44.7	40.7	
<i>Item 30240 Subject A18c</i>	<i>N†</i>	<i>112</i>	<i>62</i>	<i>49</i>	<i>92</i>	<i>6</i>	<i>23</i>	<i>27</i>	<i>46</i>	<i>15</i>	<i>69</i>	<i>41</i>	<i>11</i>	<i>22</i>	<i>17</i>	<i>51</i>	<i>10</i>
<b>B18:</b> Has anyone from a tobacco company ever given you, or mailed you, a free sample of their cigarettes?																	
1. No, never	98.6	98.3	99.1	98.6	98.9	98.4	99.0	98.4	98.6	98.5	98.4	99.4	98.7	98.0	96.0	93.1	
2. Yes, in the past 12 months	1.1	1.4	0.7	1.1	0.9	1.2	0.8	1.3	0.9	1.1	1.1	0.5	1.2	0.8	3.1	6.9	
3. Yes, but not in the past 12 months	0.3	0.3	0.3	0.3	0.2	0.4	0.2	0.3	0.5	0.3	0.5	0.1	0.1	1.3	0.9	-	
<i>Item 30250 Subject A18d</i>	<i>N</i>	<i>2414</i>	<i>1155</i>	<i>1160</i>	<i>1412</i>	<i>307</i>	<i>414</i>	<i>573</i>	<i>867</i>	<i>560</i>	<i>1944</i>	<i>367</i>	<i>1265</i>	<i>552</i>	<i>211</i>	<i>323</i>	<i>27</i>

†=excludes respondents for whom question was inappropriate.



QUESTIONNAIRE FORM 6 2011	TOTAL	SEX		RACE		REGION				COLLEGE PLANS?		ILLICIT DRUG USE: LIFETIME				
		M	F	White	Black	NE	NC	S	W	Yes	No	None	Mari- juana Only	Few Pills	More Pills	Any Her- oin
<i>N (Weighted No. of Cases):</i>	2490	1171	1169	1422	315	431	583	910	565	1960	377	1274	557	215	331	27
<i>% of Weighted Total:</i>	100.0	47.0	47.0	57.1	12.6	17.3	23.4	36.5	22.7	78.7	15.1	51.2	22.4	8.6	13.3	1.1
<b>B19:</b> Have you ever taken or used smokeless tobacco (snuff, plug, dipping tobacco, chewing tobacco, snus, dissolvable tobacco)?																
1. Never—GO TO Q.B21	83.1	72.8	93.9	77.8	94.4	84.3	80.3	82.8	85.9	85.6	70.6	94.2	82.9	66.5	53.8	37.1
2. Once or twice	7.5	10.6	4.4	9.4	2.2	5.5	8.4	9.0	5.8	7.1	9.3	2.4	8.1	17.2	20.1	15.1
3. Occasionally but not regularly	3.9	6.7	1.1	5.1	2.3	3.5	4.5	3.9	3.6	3.4	7.1	1.0	3.5	7.7	12.2	23.3
4. Regularly in the past	2.0	3.6	0.5	2.7	0.8	3.1	2.5	1.4	1.7	1.5	5.0	0.5	2.2	4.9	5.5	10.1
5. Regularly now	3.4	6.3	0.1	5.1	0.4	3.6	4.4	2.9	3.0	2.4	8.1	1.9	3.3	3.6	8.5	14.4
<i>Item 22230 Subject A01a</i>	<i>N</i> 2412	1156	1161	1415	309	410	575	870	557	1946	367	1270	550	215	320	27
<b>B20:</b> How frequently have you taken smokeless tobacco during the past 30 days?																
1. Not at all—incl. (1) in Q.B19	91.7	85.8	98.2	88.3	98.8	91.8	92.2	91.1	92.3	93.6	82.5	97.1	91.2	85.9	78.1	54.9
2. Once or twice	3.3	4.8	1.7	4.2	-	2.6	1.8	4.3	3.7	2.9	5.4	0.6	3.8	7.7	8.1	28.7
3. Once or twice per week	1.0	1.5	0.1	1.4	0.4	1.0	0.9	0.9	1.1	0.6	3.0	0.3	1.2	1.7	2.4	4.8
4. Three to five times per week	0.9	1.9	-	1.3	0.2	0.8	1.0	0.8	1.0	0.8	1.2	0.2	1.1	1.5	3.0	-
5. About once a day	0.8	1.5	-	1.2	0.2	1.3	1.2	0.7	0.3	0.7	1.2	0.4	0.7	0.9	2.5	2.3
6. More than once a day	2.3	4.5	-	3.6	0.4	2.5	2.9	2.3	1.6	1.5	6.6	1.4	2.1	2.3	5.8	9.3
<i>Item 22240 Subject A01c</i>	<i>N</i> 2412	1156	1161	1415	310	410	575	871	557	1946	368	1270	550	215	320	27
<b>D01:</b> The next questions are about anti-smoking commercials or "spots" that are intended to discourage cigarette smoking. In recent months, about how often have you seen such anti-smoking commercials on TV, or heard them on the radio?																
1. Not at all	18.8	18.4	18.8	16.7	28.8	15.3	19.2	19.6	19.5	16.4	28.3	20.3	17.8	16.1	14.2	32.3
2. Less than once a month	18.1	15.7	20.8	18.3	14.3	21.1	18.8	17.5	16.3	18.2	17.7	18.1	21.0	17.4	15.1	7.9
3. 1-3 times per month	27.8	26.6	28.7	30.3	23.9	22.8	28.4	28.1	30.2	28.8	23.4	28.5	27.4	27.5	26.2	21.5
4. 1-3 times per week	20.9	23.2	18.5	22.8	9.9	23.1	21.0	20.6	19.9	21.7	18.9	19.5	19.6	25.3	26.7	25.0
5. Daily or almost daily	11.1	12.2	10.4	9.8	15.1	12.1	10.2	11.6	10.5	11.5	8.4	10.9	10.5	11.3	12.6	-
6. More than once a day	3.3	3.9	2.9	2.1	8.0	5.7	2.4	2.6	3.6	3.3	3.3	2.6	3.6	2.5	5.2	13.4
<i>Item 30260 Subject A10b, A18a</i>	<i>N</i> 2345	1121	1141	1393	293	387	568	838	553	1933	365	1235	534	205	319	27
<b>D02:</b> In recent months, about how often have you seen anti-smoking ads on billboards or in magazines and newspapers?																
1. Not at all	27.1	25.8	27.4	24.3	36.2	23.8	22.9	32.0	26.5	25.0	36.4	28.9	25.8	21.7	25.4	26.7
2. Less than once a month	27.2	24.8	30.1	27.8	19.3	28.4	27.3	25.7	28.4	27.6	25.4	26.1	30.8	32.8	23.3	23.0
3. 1-3 times per month	28.1	29.4	27.2	31.5	19.9	31.5	31.2	25.6	26.3	29.1	23.7	27.5	27.0	30.3	31.2	21.6
4. 1-3 times per week	10.6	13.3	8.0	11.2	9.4	7.5	12.2	10.0	12.1	11.1	7.8	10.9	8.6	12.1	11.4	21.6
5. Daily or almost daily	5.7	5.4	6.0	4.3	11.7	7.5	5.6	5.5	4.6	5.8	5.6	5.3	6.4	3.1	7.2	-
6. More than once a day	1.3	1.3	1.4	0.8	3.5	1.2	0.8	1.1	2.1	1.4	1.0	1.3	1.4	-	1.5	7.1
<i>Item 30270 Subject A10b, A18a</i>	<i>N</i> 2339	1119	1138	1391	292	383	567	836	553	1927	365	1231	532	205	319	27
<b>D03:</b> To what extent do you think such ads on TV, radio, billboards or in magazines and newspapers have . . .																
<b>D03A:</b> . . . made you less favorable toward smoking cigarettes?																
1. Not at all	36.6	42.3	30.3	35.8	44.1	33.4	37.6	40.6	31.8	33.5	50.7	30.5	38.3	36.3	54.8	55.4
2. To a little extent	19.7	18.8	21.0	22.4	11.1	19.8	23.1	16.7	20.5	19.9	18.9	18.4	20.7	27.4	17.5	23.8
3. To some extent	23.4	20.3	26.5	25.5	15.3	25.6	20.3	22.1	26.9	24.3	19.1	24.7	23.5	23.3	18.7	20.8
4. To a great extent	9.2	8.2	10.3	8.0	11.2	10.0	10.0	8.9	8.2	10.3	3.9	11.3	7.1	8.3	6.7	-
5. To a very great extent	11.2	10.4	11.9	8.3	18.2	11.2	9.1	11.7	12.5	12.0	7.4	15.1	10.6	4.6	2.3	-
<i>Item 30280 Subject A10b, A11a, A18a</i>	<i>N</i> 2322	1115	1125	1384	287	383	563	827	549	1913	365	1222	529	204	317	27
<b>D03B:</b> . . . made you less likely to smoke cigarettes?																
1. Not at all	36.7	42.3	30.9	36.8	41.2	33.4	39.5	39.8	31.6	33.9	49.3	30.1	38.1	39.0	56.3	60.5
2. To a little extent	17.7	16.8	19.2	20.6	10.4	17.9	20.2	15.0	19.2	17.7	17.6	16.3	18.0	23.6	17.8	24.9
3. To some extent	21.7	19.5	23.5	23.0	14.3	25.4	17.6	21.0	24.4	23.0	15.8	21.9	24.5	23.2	15.8	14.6
4. To a great extent	9.6	8.8	10.9	8.6	12.7	9.6	10.1	9.8	9.0	10.8	4.2	12.9	6.2	7.3	5.8	-
5. To a very great extent	14.2	12.5	15.5	10.9	21.5	13.7	12.7	14.5	15.7	14.6	13.1	18.8	13.2	7.0	4.3	-
<i>Item 30290 Subject A04a, A10b, A18a</i>	<i>N</i> 2313	1108	1122	1382	285	384	559	821	548	1905	364	1216	526	203	317	27



QUESTIONNAIRE FORM 6 2011	TOTAL	SEX		RACE		REGION				COLLEGE PLANS?		ILLICIT DRUG USE: LIFETIME				
		M	F	White	Black	NE	NC	S	W	Yes	No	None	Mari- juana Only	Few Pills	More Pills	Any Her- oin
<i>N (Weighted No. of Cases):</i>	2490	1171	1169	1422	315	431	583	910	565	1960	377	1274	557	215	331	27
<i>% of Weighted Total:</i>	100.0	47.0	47.0	57.1	12.6	17.3	23.4	36.5	22.7	78.7	15.1	51.2	22.4	8.6	13.3	1.1
<b>D03C:</b> . . . overstated the dangers or risks of cigarette smoking?																
1. Not at all	40.3	41.7	39.0	41.7	45.9	37.6	38.5	45.5	36.2	39.6	42.3	41.3	35.9	36.7	46.5	38.7
2. To a little extent	18.3	18.9	17.8	20.5	13.6	18.4	22.5	15.6	17.8	18.0	19.0	15.8	21.4	22.6	19.7	18.6
3. To some extent	20.9	19.8	21.7	21.9	11.6	23.9	19.9	17.9	24.4	21.2	20.1	19.7	21.0	26.1	20.7	36.1
4. To a great extent	9.4	8.8	10.2	8.2	9.7	9.9	9.6	8.8	9.9	9.9	7.9	10.3	8.8	9.8	7.1	4.0
5. To a very great extent	11.1	10.8	11.3	7.7	19.2	10.2	9.5	12.2	11.7	11.3	10.8	12.9	12.8	4.9	6.0	2.5
<i>Item 30300 Subject A10b, A18a</i>	<i>N</i> 2301	1103	1119	1376	285	383	558	819	541	1900	359	1210	525	202	313	27
<b>D04:</b> These days, how many people in the following groups would you guess are regular cigarette smokers?																
<b>D04A:</b> Professional athletes																
1. 0% to 10%	47.2	51.1	43.8	50.2	38.2	45.1	46.3	46.1	51.3	47.0	48.7	45.7	48.0	54.1	49.7	35.7
2. 11% to 30%	22.0	21.9	22.1	23.7	20.3	22.2	21.6	21.6	22.7	22.8	15.8	22.0	21.5	20.0	24.0	18.9
3. 31% to 50%	10.2	10.6	9.8	9.5	10.9	9.6	12.4	11.0	7.1	9.9	11.7	10.5	8.8	10.1	10.0	27.0
4. 51% to 70%	5.5	4.5	6.4	5.3	6.6	4.4	6.0	6.9	3.7	5.6	5.8	6.0	4.8	4.4	5.0	13.7
5. 71% to 90%	2.5	1.4	3.4	1.7	2.4	4.2	1.9	2.3	2.0	2.4	2.4	2.8	2.9	0.4	2.1	-
6. 91% to 100%	1.1	1.2	0.8	0.3	4.0	0.6	1.2	1.2	1.1	1.0	1.8	1.1	1.8	0.1	0.3	4.8
8. Have no idea	11.6	9.3	13.7	9.3	17.7	13.9	10.5	10.9	12.1	11.2	13.8	12.0	12.2	11.0	8.8	-
<i>Item 30310 Subject A17a</i>	<i>N</i> 2318	1107	1128	1381	289	381	564	831	542	1909	358	1222	521	205	316	27
<b>D04B:</b> Rock music performers																
1. 0% to 10%	3.2	3.9	2.6	1.9	10.5	2.5	2.2	5.2	1.7	2.1	7.8	3.6	2.1	2.8	3.6	-
2. 11% to 30%	5.6	5.8	5.2	5.6	4.7	4.2	6.0	5.1	6.8	5.9	3.9	7.0	3.2	4.8	4.1	2.5
3. 31% to 50%	12.2	14.6	10.2	12.3	13.0	11.3	14.3	10.8	13.0	12.6	10.4	12.7	13.4	9.6	10.4	10.7
4. 51% to 70%	21.0	21.6	20.3	24.0	11.3	22.0	21.7	17.8	24.7	20.6	23.9	20.0	21.1	25.1	22.5	24.1
5. 71% to 90%	29.5	28.1	31.6	31.4	24.6	31.9	28.9	30.5	27.0	30.4	25.7	28.0	30.8	37.9	30.4	23.4
6. 91% to 100%	20.2	19.0	21.5	18.8	20.7	20.3	20.3	21.1	18.7	20.4	19.0	20.2	20.4	13.3	23.2	39.4
8. Have no idea	8.2	7.0	8.7	6.0	15.2	7.8	6.6	9.5	8.1	8.0	9.3	8.4	9.1	6.5	5.7	-
<i>Item 30320 Subject A17a</i>	<i>N</i> 2317	1103	1130	1380	288	379	564	828	547	1909	357	1223	521	205	313	27
<b>D04C:</b> Actors and actresses																
1. 0% to 10%	4.7	5.8	3.4	3.5	10.1	3.6	3.4	6.3	4.5	3.6	9.2	5.4	2.7	5.8	4.3	4.0
2. 11% to 30%	12.6	14.3	11.0	13.2	10.8	13.1	12.1	9.7	17.3	12.6	12.7	13.7	13.6	9.3	9.2	2.5
3. 31% to 50%	20.9	22.0	20.3	23.6	16.8	21.0	25.2	20.0	17.7	21.1	20.1	21.3	20.4	17.6	23.5	9.7
4. 51% to 70%	26.2	26.1	26.0	27.5	22.1	25.7	27.4	26.1	25.4	26.8	23.2	25.0	25.7	31.6	28.1	46.0
5. 71% to 90%	19.4	16.5	22.6	20.0	15.9	19.6	17.3	19.3	21.6	19.3	19.9	18.3	18.3	26.1	22.7	12.5
6. 91% to 100%	6.6	7.0	6.5	4.7	8.5	7.9	5.8	7.7	4.7	7.0	4.7	6.4	8.7	2.5	4.3	25.2
8. Have no idea	9.6	8.2	10.3	7.7	15.8	9.0	8.8	10.9	8.8	9.6	10.2	9.8	10.5	7.0	7.8	-
<i>Item 30330 Subject A17a</i>	<i>N</i> 2314	1101	1130	1380	288	379	564	828	544	1908	357	1221	521	205	313	27
<b>D04D:</b> Students in your school																
1. 0% to 10%	11.9	14.1	9.9	11.3	15.1	8.1	14.8	10.7	13.5	12.1	10.9	14.9	8.1	9.6	9.4	-
2. 11% to 30%	20.3	24.0	17.2	21.6	15.1	22.8	19.8	16.2	25.4	20.8	16.0	19.7	23.0	21.8	17.5	13.7
3. 31% to 50%	23.0	21.7	24.4	26.3	13.2	20.1	25.5	22.6	23.0	24.0	18.2	22.9	24.5	20.3	23.7	15.8
4. 51% to 70%	20.7	17.8	23.2	20.2	16.2	25.4	18.9	21.6	17.8	20.8	20.7	20.0	20.4	22.8	22.1	21.5
5. 71% to 90%	12.4	11.6	13.0	12.3	16.3	12.9	12.4	14.8	8.6	11.0	20.3	10.5	13.3	15.8	16.6	19.0
6. 91% to 100%	5.6	5.0	6.0	3.9	12.4	5.1	3.6	6.9	5.9	5.4	6.2	5.2	4.8	5.9	6.3	25.0
8. Have no idea	6.1	5.8	6.2	4.4	11.7	5.6	5.0	7.2	5.8	5.8	7.8	6.8	5.7	3.7	4.3	5.0
<i>Item 30340 Subject A11d, A17a</i>	<i>N</i> 2312	1101	1128	1379	288	378	564	824	546	1906	356	1220	522	205	311	27
<b>D05:</b> How many people in the following groups would you guess use illicit drugs (like marijuana, cocaine, etc.) occasionally or regularly?																
<b>D05A:</b> Professional athletes																
1. 0% to 10%	32.6	32.0	32.8	34.5	25.0	28.5	31.9	32.5	36.1	32.0	36.4	33.8	30.5	33.7	33.1	7.6
2. 11% to 30%	23.9	26.8	21.6	26.4	18.0	24.5	26.5	21.5	24.5	25.0	18.3	24.4	23.0	25.2	23.5	24.7
3. 31% to 50%	12.7	13.5	12.0	13.9	11.7	13.5	12.3	13.0	12.1	12.4	13.3	12.2	12.6	11.4	14.7	27.5
4. 51% to 70%	9.6	9.8	9.7	9.1	10.6	10.8	10.6	9.3	8.2	9.6	9.6	7.7	10.2	16.0	11.0	21.6
5. 71% to 90%	5.8	4.6	6.9	5.2	6.1	6.7	4.9	6.4	5.1	6.1	4.4	5.4	7.3	4.4	6.0	-
6. 91% to 100%	3.4	3.1	3.8	1.6	9.7	3.0	2.7	4.9	2.2	3.6	2.8	2.8	3.8	2.8	3.6	18.5
8. Have no idea	12.0	10.3	13.2	9.3	18.9	12.9	11.1	12.2	11.8	11.4	15.2	13.5	12.6	6.5	8.0	-
<i>Item 22380 Subject A17a</i>	<i>N</i> 2313	1104	1126	1377	287	381	561	827	545	1907	356	1218	519	205	316	27



QUESTIONNAIRE FORM 6 2011	TOTAL	SEX		RACE		REGION				COLLEGE PLANS?		ILLICIT DRUG USE: LIFETIME				
		M	F	White	Black	NE	NC	S	W	Yes	No	None	Mari- juana Only	Few Pills	More Pills	Any Her- oin
<i>N (Weighted No. of Cases):</i> <i>% of Weighted Total:</i>	2490 100.0	1171 47.0	1169 47.0	1422 57.1	315 12.6	431 17.3	583 23.4	910 36.5	565 22.7	1960 78.7	377 15.1	1274 51.2	557 22.4	215 8.6	331 13.3	27 1.1
<b>D05B: Rock music performers</b>																
1. 0% to 10%	3.3	4.0	2.7	2.1	8.4	1.7	3.2	4.2	3.4	2.3	7.6	4.5	1.2	2.9	2.4	-
2. 11% to 30%	4.9	5.7	3.9	4.8	5.2	3.3	5.4	4.9	5.4	4.7	5.4	6.0	3.5	3.5	3.0	5.8
3. 31% to 50%	10.4	10.5	10.4	11.0	10.8	11.8	10.9	9.7	10.1	10.5	10.9	12.4	8.3	9.0	8.2	-
4. 51% to 70%	16.2	17.8	14.5	19.1	7.7	15.1	18.6	14.2	17.6	16.1	16.8	16.7	16.4	15.1	15.1	23.1
5. 71% to 90%	28.0	27.4	29.4	29.3	22.5	31.1	27.5	27.2	27.6	29.0	24.2	25.6	30.2	32.7	30.5	38.6
6. 91% to 100%	28.0	26.8	29.4	27.0	29.3	28.1	25.1	30.0	27.9	28.8	23.4	23.9	31.7	31.2	36.2	32.5
8. Have no idea	9.1	7.8	9.7	6.7	16.2	8.9	9.3	9.8	8.0	8.6	11.6	10.8	8.7	5.6	4.5	-
<i>Item 22390 Subject A17a</i>	<i>N</i> 2308	1101	1126	1377	285	380	561	824	545	1905	354	1217	518	204	315	27
<b>D05C: Actors and actresses</b>																
1. 0% to 10%	7.2	8.9	5.3	6.3	9.6	5.0	7.5	7.4	8.0	6.5	10.5	8.2	5.9	6.0	6.6	-
2. 11% to 30%	13.8	14.3	13.4	14.3	12.1	13.7	16.1	11.6	14.7	13.9	13.4	16.1	11.5	11.8	10.4	5.8
3. 31% to 50%	19.5	19.2	20.0	21.1	17.5	19.8	21.6	17.7	19.8	19.7	18.0	21.2	17.7	19.4	17.4	6.4
4. 51% to 70%	21.4	22.3	19.9	23.8	13.6	19.5	20.8	21.7	22.9	21.5	20.6	18.7	24.9	22.0	26.7	21.4
5. 71% to 90%	17.9	15.8	20.4	18.2	15.3	21.6	15.1	18.8	16.7	18.0	17.8	15.7	17.7	25.1	21.6	30.3
6. 91% to 100%	8.6	8.9	8.6	7.1	11.8	8.7	7.6	9.5	8.3	9.1	6.0	6.4	10.7	7.4	11.9	36.1
8. Have no idea	11.7	10.4	12.4	9.2	20.1	11.8	11.3	13.3	9.7	11.3	13.8	13.7	11.8	8.2	5.5	-
<i>Item 22400 Subject A17a</i>	<i>N</i> 2309	1101	1126	1377	285	380	560	824	545	1905	354	1217	518	204	315	27
<b>D05D: Students in your school</b>																
1. 0% to 10%	11.8	12.6	10.8	12.6	11.7	7.9	16.0	11.0	11.2	11.6	13.0	16.8	6.6	7.1	5.3	-
2. 11% to 30%	15.7	18.2	13.3	18.2	11.0	14.3	19.3	14.1	15.3	15.9	12.6	17.6	16.1	12.3	10.6	6.6
3. 31% to 50%	19.8	20.3	19.5	21.9	12.7	19.1	20.6	18.4	21.4	20.2	17.5	19.0	21.3	20.8	20.8	5.0
4. 51% to 70%	19.6	19.6	19.6	20.0	13.6	24.8	17.2	17.8	21.0	19.8	17.9	17.8	18.2	22.9	27.3	20.4
5. 71% to 90%	17.1	14.5	19.1	15.5	18.0	15.2	15.0	19.7	16.6	16.3	22.4	13.8	21.0	23.4	20.4	13.6
6. 91% to 100%	9.1	7.9	10.4	7.1	18.2	12.5	5.7	10.5	8.3	9.4	8.4	6.5	10.1	11.5	12.2	54.4
8. Have no idea	7.1	6.8	7.3	4.6	14.8	6.2	6.3	8.5	6.2	6.8	8.3	8.6	6.8	2.0	3.4	-
<i>Item 22405 Subject A11d, A17a</i>	<i>N</i> 2303	1098	1123	1374	283	380	560	819	544	1899	354	1211	518	204	315	27
<b>D06: Think about the movie that you watched most recently in a theater. Did any of the characters in the movie smoke cigarettes?</b>																
1. No	29.4	27.2	31.7	30.8	27.5	26.9	30.7	30.1	28.7	29.3	30.9	32.9	26.7	29.5	21.3	16.1
2. Yes, some	48.5	50.9	46.3	47.7	47.5	53.7	46.3	46.9	49.7	47.8	50.9	46.8	51.8	49.5	49.1	58.3
3. Yes, a lot	8.3	8.7	7.7	7.2	12.4	7.3	7.2	10.0	7.7	8.3	7.3	6.6	8.4	9.2	12.7	16.0
4. Don't remember	13.8	13.2	14.3	14.3	12.7	12.0	15.8	13.0	14.0	14.6	10.8	13.7	13.2	11.8	16.9	9.6
<i>Item 30360 Subject A02c, A10b, A18e</i>	<i>N</i> 2310	1104	1123	1378	284	377	562	826	545	1900	357	1219	517	204	314	27
<b>D07: Think about the movie you watched most recently on video, DVD or TV. Did any of the characters in the movie smoke cigarettes?</b>																
1. No	26.8	25.6	27.4	28.1	29.5	24.1	28.2	25.4	29.3	26.7	26.6	30.0	23.1	23.1	21.9	19.9
2. Yes, some	52.2	53.2	52.6	51.3	47.8	60.1	52.3	51.3	48.2	52.8	51.2	50.6	56.4	52.8	51.3	63.9
3. Yes, a lot	10.2	11.3	8.4	9.5	12.7	6.2	8.5	11.6	12.5	9.4	12.8	8.1	10.3	14.5	15.5	6.7
4. Don't remember	10.8	9.9	11.6	11.1	10.0	9.6	11.0	11.7	10.1	11.1	9.5	11.2	10.2	9.6	11.2	9.6
<i>Item 30370 Subject A02c, A10b, A18e</i>	<i>N</i> 2313	1102	1126	1379	286	377	562	828	546	1901	359	1222	520	205	310	27
<b>D08: The next questions ask about anti-drug commercials or "spots" that are intended to discourage drug use. In recent months, about how often have you seen such anti-drug commercials on TV, or heard them on the radio?</b>																
1. Not at all	25.0	24.6	24.5	22.2	36.9	23.9	26.8	26.1	22.3	22.3	37.6	25.6	25.9	22.9	20.4	42.8
2. Less than once a month	21.1	18.2	24.2	21.6	15.7	23.5	21.6	20.6	19.7	21.5	20.0	22.9	22.0	18.4	15.8	17.2
3. 1-3 times per month	26.7	28.7	24.9	28.9	18.9	25.9	25.6	26.5	28.5	27.9	21.8	26.8	25.1	23.6	31.1	13.8
4. 1-3 times per week	17.4	18.5	16.6	19.5	12.1	15.2	18.4	17.4	18.1	18.4	12.3	16.4	15.7	22.0	21.8	17.5
5. Daily or almost daily	7.9	8.2	8.1	6.7	11.7	9.2	6.5	7.5	9.2	8.2	6.2	7.1	8.8	10.4	8.6	8.7
6. More than once a day	1.8	1.8	1.8	1.1	4.7	2.3	1.2	1.8	2.1	1.8	2.0	1.3	2.5	2.7	2.2	-
<i>Item 22460 Subject A10b</i>	<i>N</i> 2298	1094	1120	1372	282	372	557	824	545	1887	359	1215	515	202	309	27



DESCRIPTIVE RESULTS: 2011

241

QUESTIONNAIRE FORM 6 2011	TOTAL	SEX		RACE		REGION				COLLEGE PLANS?		ILLICIT DRUG USE: LIFETIME				
		M	F	White	Black	NE	NC	S	W	Yes	No	None	Mari- juana Only	Few Pills	More Pills	Any Her- oin
<i>N (Weighted No. of Cases):</i>	2490	1171	1169	1422	315	431	583	910	565	1960	377	1274	557	215	331	27
<i>% of Weighted Total:</i>	100.0	47.0	47.0	57.1	12.6	17.3	23.4	36.5	22.7	78.7	15.1	51.2	22.4	8.6	13.3	1.1
<b>D09:</b> To what extent do you think such commercials have . . .																
<b>D09A:</b> Made people your age less favorable toward drugs?																
1. Not at all	31.0	34.5	27.2	29.9	39.2	33.3	31.7	35.1	22.7	28.4	44.6	27.7	31.0	29.9	42.0	47.9
2. To a little extent	30.5	27.5	33.8	33.8	21.0	31.3	33.6	26.7	32.6	31.5	24.9	28.3	31.4	37.3	34.9	31.6
3. To some extent	27.5	26.4	28.5	27.0	25.3	23.6	25.3	26.9	33.2	28.5	22.5	30.1	28.8	25.9	17.0	12.9
4. To a great extent	6.2	6.4	6.2	5.8	5.3	8.4	5.5	5.1	6.9	6.9	2.5	7.1	6.1	4.8	3.8	7.6
5. To a very great extent	4.8	5.2	4.3	3.4	9.2	3.4	3.9	6.1	4.6	4.7	5.4	6.8	2.7	2.1	2.3	-
<i>Item 22470 Subject A10b</i>	<i>N</i> 2253	1065	1106	1352	272	362	549	807	535	1854	351	1200	502	196	307	24
<b>D09B:</b> Made you less favorable toward drugs?																
1. Not at all	32.8	38.1	27.5	31.2	40.1	33.1	32.5	36.5	27.6	30.7	44.8	27.4	32.0	35.7	50.7	63.4
2. To a little extent	21.7	20.6	23.5	24.8	16.1	23.2	26.4	18.1	21.4	21.9	19.1	19.1	24.2	26.0	25.2	18.6
3. To some extent	24.0	22.5	25.3	25.1	17.6	27.2	22.9	22.6	25.3	25.3	18.9	25.1	26.2	24.1	17.1	10.3
4. To a great extent	10.2	9.0	11.9	10.1	9.1	9.5	11.3	9.2	10.9	10.8	7.3	12.8	8.6	8.1	4.9	7.6
5. To a very great extent	11.2	9.9	11.8	8.8	17.1	7.1	7.0	13.6	14.9	11.4	10.0	15.7	9.0	6.1	2.1	-
<i>Item 22480 Subject A10b</i>	<i>N</i> 2250	1067	1100	1349	269	363	548	802	536	1855	349	1197	503	196	304	24
<b>D09C:</b> Made you less likely to use drugs?																
1. Not at all	33.3	38.2	28.2	31.7	40.5	31.1	34.8	36.2	28.9	31.5	43.5	27.8	31.8	36.6	52.2	66.0
2. To a little extent	21.7	20.1	23.9	24.8	14.4	26.4	25.1	17.1	21.9	22.2	17.5	19.0	24.7	27.2	23.9	16.1
3. To some extent	22.0	21.3	22.9	22.3	17.3	27.1	19.8	21.5	21.8	22.8	18.7	22.9	24.6	19.9	15.4	18.0
4. To a great extent	9.9	8.0	11.8	10.4	9.3	7.7	10.9	10.0	10.4	10.5	6.9	12.0	8.8	10.6	4.8	-
5. To a very great extent	13.0	12.3	13.3	10.8	18.5	7.7	9.5	15.3	16.9	12.9	13.4	18.3	10.1	5.6	3.8	-
<i>Item 22490 Subject A10b</i>	<i>N</i> 2242	1061	1099	1349	268	360	548	800	534	1848	349	1194	501	195	304	24
<b>D09D:</b> Overstated the dangers or risks of drug use?																
1. Not at all	39.1	37.6	40.6	39.0	47.6	36.5	38.0	44.6	33.6	38.9	39.3	43.2	33.5	32.9	36.3	39.8
2. To a little extent	19.6	20.0	19.6	21.8	15.6	18.2	24.0	17.6	18.9	18.9	22.7	17.5	21.1	18.4	25.6	21.8
3. To some extent	21.9	21.9	21.9	21.4	16.8	24.7	21.6	17.9	26.5	22.0	22.0	20.8	24.1	29.3	18.0	14.8
4. To a great extent	9.8	10.2	9.7	10.0	5.2	10.8	9.0	9.5	10.6	10.3	7.6	8.7	11.0	10.7	11.9	15.6
5. To a very great extent	9.6	10.4	8.1	8.0	14.7	9.7	7.4	10.4	10.4	9.8	8.5	9.8	10.4	8.7	8.3	8.1
<i>Item 22500 Subject A10b</i>	<i>N</i> 2232	1059	1094	1341	269	358	546	799	530	1841	346	1190	495	192	306	24
<b>D10:</b> How much do you agree or disagree with each of the following statements?																
<b>D10A:</b> I take a positive attitude toward myself																
1. Disagree	4.3	4.8	3.5	4.1	7.1	5.3	4.9	4.3	2.8	3.0	8.6	3.8	4.7	3.5	4.9	5.8
2. Mostly disagree	5.1	4.3	6.0	6.1	4.1	5.9	6.1	4.1	5.1	5.4	3.5	4.5	3.0	7.5	9.5	11.7
3. Neither	8.9	7.5	10.3	9.2	5.1	12.5	8.3	8.2	8.2	9.1	7.8	8.9	9.2	7.8	9.0	7.4
4. Mostly agree	39.8	37.4	42.1	43.2	22.6	40.1	42.2	35.4	43.7	40.4	37.7	41.1	37.7	46.1	35.6	42.8
5. Agree	41.9	46.0	38.1	37.3	61.0	36.1	38.5	48.0	40.2	42.1	42.5	41.7	45.4	35.1	41.0	32.4
<i>Item 12550 Subject Q01</i>	<i>N</i> 2277	1074	1118	1357	273	369	557	810	541	1868	356	1209	510	196	303	27
<b>D10B:</b> Life often seems meaningless																
1. Disagree	44.3	45.0	43.8	45.5	45.3	44.1	44.5	43.6	45.4	45.6	40.7	48.8	44.1	37.3	34.0	38.7
2. Mostly disagree	27.3	27.9	27.2	28.3	22.9	31.2	28.8	26.5	24.1	27.1	26.7	26.2	29.3	33.6	25.8	21.8
3. Neither	15.8	13.8	17.3	14.8	12.7	13.5	16.1	16.3	16.2	14.8	20.1	14.6	13.6	17.9	22.4	12.9
4. Mostly agree	8.6	8.9	8.4	7.7	13.2	8.1	6.1	9.3	10.4	8.5	9.0	7.2	8.1	8.4	13.3	19.3
5. Agree	4.0	4.4	3.3	3.7	5.9	3.1	4.6	4.2	3.8	4.0	3.6	3.2	4.9	2.8	4.5	7.2
<i>Item 23700 Subject P01, Q01</i>	<i>N</i> 2271	1069	1117	1354	274	367	556	808	541	1867	353	1209	508	196	301	27
<b>D10C:</b> People should do their own thing, even if other people think it's strange																
1. Disagree	2.8	4.0	1.5	2.2	6.0	2.9	2.2	3.5	2.4	1.7	8.3	3.6	2.1	2.5	0.9	-
2. Mostly disagree	2.6	2.4	2.9	2.6	3.6	1.0	1.6	4.2	2.2	2.7	1.7	2.7	1.7	1.1	4.3	2.5
3. Neither	10.3	12.3	8.0	10.5	6.8	11.5	10.7	9.2	10.6	10.0	10.5	11.0	9.6	5.5	10.1	17.9
4. Mostly agree	34.7	33.6	36.4	38.0	24.5	38.7	37.6	31.0	34.8	36.2	28.0	35.4	36.4	38.0	29.2	24.9
5. Agree	49.6	47.8	51.3	46.8	59.1	45.8	48.0	52.1	50.0	49.4	51.5	47.3	50.1	52.8	55.5	54.7
<i>Item 7040 Subject Q08</i>	<i>N</i> 2271	1068	1117	1356	271	368	556	808	538	1865	354	1206	508	195	303	27



QUESTIONNAIRE FORM 6 2011	TOTAL	SEX		RACE		REGION				COLLEGE PLANS?		ILLICIT DRUG USE: LIFETIME				
		M	F	White	Black	NE	NC	S	W	Yes	No	None	Mari- juana Only	Few Pills	More Pills	Any Her- oin
<i>N (Weighted No. of Cases):</i>	2490	1171	1169	1422	315	431	583	910	565	1960	377	1274	557	215	331	27
<i>% of Weighted Total:</i>	100.0	47.0	47.0	57.1	12.6	17.3	23.4	36.5	22.7	78.7	15.1	51.2	22.4	8.6	13.3	1.1
<b>D10D:</b> I feel I do not have much to be proud of																
1. Disagree	46.6	47.3	46.5	45.1	56.4	43.5	43.0	51.1	45.9	47.5	42.9	49.3	48.1	45.3	35.9	30.7
2. Mostly disagree	26.0	25.4	26.8	28.4	16.4	26.8	30.2	21.5	27.8	26.1	23.8	25.7	25.4	28.5	27.6	18.9
3. Neither	12.4	12.4	11.9	11.3	10.2	17.1	11.1	12.0	11.1	12.5	11.7	11.9	11.9	11.2	15.0	16.4
4. Mostly agree	10.6	10.1	11.1	11.1	11.3	9.9	10.7	10.8	10.5	9.9	15.2	9.6	8.2	11.3	17.7	19.4
5. Agree	4.4	4.9	3.7	4.1	5.8	2.7	5.0	4.6	4.6	3.9	6.4	3.4	6.3	3.8	3.9	14.7
<i>Item 12660 Subject Q01</i>	<i>N</i> 2265	1069	1113	1351	272	367	556	802	540	1862	351	1207	507	196	297	27
<b>D10E:</b> I feel I am a person of worth, on an equal plane with others																
1. Disagree	4.1	5.3	2.6	3.2	11.1	4.2	2.8	5.5	3.4	2.9	10.0	4.8	3.6	1.7	3.5	-
2. Mostly disagree	5.0	5.2	5.1	5.7	6.3	6.7	5.7	4.4	3.9	4.7	6.4	3.5	3.4	10.1	9.0	17.8
3. Neither	13.3	13.6	12.6	12.8	8.6	15.5	13.1	12.4	13.2	12.4	17.3	12.1	14.3	14.7	13.8	27.1
4. Mostly agree	29.0	27.0	31.0	31.4	17.6	28.1	29.6	27.8	30.9	29.3	26.3	29.1	27.0	31.1	31.8	19.9
5. Agree	48.6	48.9	48.7	46.9	56.3	45.5	48.8	49.9	48.6	50.6	40.0	50.5	51.7	42.4	41.9	35.3
<i>Item 12570 Subject Q01</i>	<i>N</i> 2267	1070	1114	1352	271	367	556	806	538	1861	354	1205	509	195	301	27
<b>D10F:</b> I enjoy life as much as anyone																
1. Disagree	4.1	5.3	2.7	4.0	7.9	3.2	3.8	5.0	3.9	3.4	7.6	3.9	3.7	4.0	5.3	2.5
2. Mostly disagree	6.5	6.6	6.4	6.5	7.2	6.9	8.2	5.5	5.8	6.6	4.8	6.0	4.5	11.4	7.6	12.0
3. Neither	11.5	9.5	13.5	12.6	6.6	15.9	9.8	10.0	12.6	11.0	13.8	11.0	10.7	9.2	15.3	25.0
4. Mostly agree	32.1	28.9	35.1	32.9	21.4	34.3	33.6	29.8	32.3	32.8	30.3	33.0	32.3	35.2	29.3	18.8
5. Agree	45.8	49.7	42.3	44.0	56.9	39.8	44.5	49.6	45.4	46.2	43.6	46.1	48.8	40.3	42.5	41.7
<i>Item 23710 Subject P01, Q01</i>	<i>N</i> 2261	1066	1112	1348	271	363	554	803	540	1859	352	1199	510	194	301	27
<b>D10G:</b> I get a real kick out of doing things that are a little dangerous																
1. Disagree	12.9	8.6	16.8	10.4	25.0	13.5	9.4	16.5	10.6	12.5	13.5	18.2	8.5	6.6	4.6	-
2. Mostly disagree	14.7	10.4	19.2	15.3	15.7	13.7	17.6	14.4	12.9	15.1	12.8	16.8	10.8	17.7	12.4	4.9
3. Neither	24.5	22.8	25.9	24.7	20.5	25.3	26.7	24.3	21.9	25.3	21.1	25.6	29.1	19.0	15.8	20.1
4. Mostly agree	27.9	32.4	24.8	29.3	21.2	29.2	28.0	25.7	30.3	28.4	25.5	23.5	31.6	37.6	34.3	26.3
5. Agree	20.0	25.9	13.4	20.2	17.7	18.2	18.3	19.0	24.3	18.7	27.1	16.0	20.0	19.2	32.9	48.6
<i>Item 7050 Subject Q04</i>	<i>N</i> 2266	1071	1112	1352	272	367	556	803	539	1862	352	1201	510	196	301	27
<b>D10H:</b> Sometimes I think that I am no good at all																
1. Disagree	43.5	47.5	39.4	42.9	52.2	42.1	40.2	46.0	44.1	44.5	39.4	45.4	44.4	40.2	37.9	38.0
2. Mostly disagree	22.1	21.6	23.1	24.0	15.0	25.0	24.2	20.9	19.6	21.7	23.9	22.4	23.5	22.7	19.3	15.4
3. Neither	15.8	14.0	17.4	15.5	12.0	17.9	17.3	13.9	15.8	15.2	19.0	14.4	14.9	21.1	19.9	13.5
4. Mostly agree	11.9	10.8	13.0	12.2	12.5	11.3	12.0	11.1	13.5	12.2	10.6	12.4	10.9	9.2	12.5	25.9
5. Agree	6.7	6.1	7.2	5.5	8.3	3.8	6.3	8.0	7.0	6.5	7.2	5.5	6.3	6.8	10.4	7.2
<i>Item 12680 Subject Q01</i>	<i>N</i> 2259	1067	1108	1347	272	363	556	801	538	1856	353	1201	509	195	296	27
<b>D10I:</b> I am able to do things as well as most other people																
1. Disagree	3.7	3.9	3.3	2.8	6.6	4.3	2.6	4.9	2.8	2.6	8.9	4.0	2.8	4.3	3.3	-
2. Mostly disagree	5.2	5.1	5.1	4.7	10.1	3.7	6.0	4.9	5.7	5.0	6.3	4.1	4.8	7.6	7.5	7.7
3. Neither	11.1	10.1	12.3	11.8	4.2	14.5	11.5	9.7	10.6	10.8	11.1	10.3	11.6	14.2	11.9	13.5
4. Mostly agree	37.6	36.0	39.4	39.2	24.8	38.7	38.3	34.5	40.7	38.8	33.0	40.0	35.6	35.1	34.2	29.8
5. Agree	42.4	44.9	39.9	41.5	54.3	38.7	41.7	46.0	40.3	42.9	40.6	41.5	45.1	38.6	43.1	49.1
<i>Item 12580 Subject Q01</i>	<i>N</i> 2259	1070	1106	1347	272	364	556	800	539	1855	353	1202	510	194	296	27
<b>D10J:</b> The future often seems hopeless																
1. Disagree	51.6	50.7	53.1	52.4	54.2	52.8	52.6	52.1	49.0	53.5	44.6	55.5	50.4	46.0	44.6	30.5
2. Mostly disagree	21.3	21.4	21.5	22.5	15.6	20.9	22.5	20.8	21.0	21.1	21.7	20.4	21.8	26.7	22.6	10.2
3. Neither	14.3	14.1	14.1	13.1	13.1	15.0	14.1	14.6	13.5	13.6	16.8	12.5	13.9	15.9	19.0	30.3
4. Mostly agree	9.0	10.1	7.8	8.7	9.4	8.7	7.4	8.1	12.3	8.2	12.7	8.3	9.6	7.5	11.1	21.8
5. Agree	3.8	3.7	3.6	3.3	7.6	2.6	3.4	4.4	4.2	3.6	4.3	3.2	4.4	3.8	2.8	7.2
<i>Item 23720 Subject P01, Q01</i>	<i>N</i> 2253	1066	1106	1345	270	365	555	798	536	1855	350	1200	508	191	300	27



# DESCRIPTIVE RESULTS: 2011

243

QUESTIONNAIRE FORM 6 2011	TOTAL	SEX		RACE		REGION				COLLEGE PLANS?		ILLCIT DRUG USE: LIFETIME					
		M	F	White	Black	NE	NC	S	W	Yes	No	None	Mari- juana Only	Few Pills	More Pills	Any Her- oin	
<i>N (Weighted No. of Cases):</i>	2490	1171	1169	1422	315	431	583	910	565	1960	377	1274	557	215	331	27	
<i>% of Weighted Total:</i>	100.0	47.0	47.0	57.1	12.6	17.3	23.4	36.5	22.7	78.7	15.1	51.2	22.4	8.6	13.3	1.1	
<b>D10K:</b> I like to test myself every now and then by doing something a little risky																	
1. Disagree	15.8	11.0	20.4	15.1	20.8	17.8	13.1	17.4	14.9	15.5	16.8	21.1	11.3	10.1	6.9	-	
2. Mostly disagree	16.5	12.2	20.6	16.8	15.4	17.2	19.7	16.2	13.0	16.4	15.7	18.6	13.2	19.6	12.7	7.5	
3. Neither	21.5	23.8	19.3	21.0	18.1	21.6	21.9	21.0	21.5	22.5	16.6	22.2	25.0	14.6	18.2	20.0	
4. Mostly agree	27.3	30.2	24.9	29.2	23.8	25.7	28.9	26.5	27.9	27.9	24.1	23.3	27.7	35.4	37.3	21.8	
5. Agree	19.0	22.8	14.8	17.9	21.9	17.7	16.3	18.9	22.8	17.6	26.8	14.8	22.7	20.2	24.9	50.7	
<i>Item 7060 Subject Q04</i>	<i>N</i>	<i>2254</i>	<i>1067</i>	<i>1106</i>	<i>1345</i>	<i>270</i>	<i>363</i>	<i>556</i>	<i>794</i>	<i>540</i>	<i>1853</i>	<i>352</i>	<i>1200</i>	<i>508</i>	<i>193</i>	<i>298</i>	<i>27</i>
<b>D10L:</b> I feel that I can't do anything right																	
1. Disagree	50.0	52.5	47.6	49.1	56.1	50.4	48.1	52.1	48.5	50.9	45.1	50.8	52.0	49.2	45.8	37.1	
2. Mostly disagree	22.2	21.8	23.0	24.3	15.6	23.2	24.3	21.5	20.3	22.8	19.7	24.4	19.7	27.0	16.2	12.7	
3. Neither	14.1	13.8	14.3	14.1	13.4	14.0	13.9	12.2	17.3	14.3	13.2	13.2	15.8	9.7	18.3	19.6	
4. Mostly agree	9.0	8.0	9.9	8.5	7.4	10.3	8.6	8.8	8.9	7.5	16.5	8.0	7.2	7.0	15.2	18.9	
5. Agree	4.7	3.9	5.3	4.0	7.5	2.2	5.1	5.5	4.9	4.4	5.6	3.6	5.3	7.1	4.6	11.6	
<i>Item 12720 Subject Q01</i>	<i>N</i>	<i>2253</i>	<i>1065</i>	<i>1106</i>	<i>1341</i>	<i>273</i>	<i>362</i>	<i>557</i>	<i>793</i>	<i>540</i>	<i>1854</i>	<i>351</i>	<i>1199</i>	<i>509</i>	<i>193</i>	<i>295</i>	<i>27</i>
<b>D10M:</b> On the whole, I'm satisfied with myself																	
1. Disagree	4.6	5.5	3.5	3.9	9.6	4.0	4.1	6.1	3.4	3.8	8.1	4.7	5.4	3.4	3.9	2.5	
2. Mostly disagree	5.7	6.2	5.0	5.6	7.7	5.6	6.0	4.7	6.8	5.5	6.6	5.6	4.4	5.3	8.1	9.2	
3. Neither	12.5	10.8	14.3	12.3	7.0	14.5	12.3	13.5	10.1	11.9	14.7	11.8	12.0	12.3	14.6	37.3	
4. Mostly agree	30.1	30.1	30.6	31.9	23.4	29.5	30.8	27.9	33.0	30.6	27.4	29.6	28.0	36.3	34.4	12.9	
5. Agree	47.1	47.5	46.7	46.3	52.2	46.4	46.8	47.7	46.8	48.1	43.2	48.3	50.3	42.7	39.1	38.2	
<i>Item 12620 Subject P01, Q01</i>	<i>N</i>	<i>2252</i>	<i>1063</i>	<i>1107</i>	<i>1343</i>	<i>273</i>	<i>364</i>	<i>554</i>	<i>796</i>	<i>538</i>	<i>1854</i>	<i>349</i>	<i>1200</i>	<i>508</i>	<i>194</i>	<i>295</i>	<i>27</i>
<b>D10N:</b> I feel that my life is not very useful																	
1. Disagree	56.8	57.3	56.7	56.6	62.3	55.6	54.8	59.1	56.3	58.4	49.6	59.6	59.5	50.8	48.1	35.5	
2. Mostly disagree	19.7	20.5	19.7	21.2	14.6	23.3	20.0	17.8	19.8	19.4	21.2	19.3	17.8	26.4	20.8	17.6	
3. Neither	13.5	12.7	13.6	12.3	9.8	12.0	14.2	12.9	14.8	12.7	16.8	11.6	14.8	13.5	18.6	20.1	
4. Mostly agree	6.2	6.7	5.8	6.6	6.3	5.8	7.8	5.4	6.2	5.8	9.2	6.2	3.9	6.5	8.9	21.3	
5. Agree	3.7	2.8	4.2	3.3	7.0	3.3	3.2	4.7	3.0	3.8	3.2	3.3	3.9	2.7	3.6	5.5	
<i>Item 12750 Subject Q01</i>	<i>N</i>	<i>2245</i>	<i>1063</i>	<i>1102</i>	<i>1339</i>	<i>271</i>	<i>362</i>	<i>553</i>	<i>791</i>	<i>539</i>	<i>1850</i>	<i>347</i>	<i>1196</i>	<i>505</i>	<i>195</i>	<i>294</i>	<i>27</i>
<b>D10O:</b> It feels good to be alive																	
1. Disagree	2.8	3.4	2.1	2.6	7.1	3.3	2.7	3.7	1.4	1.9	7.4	2.8	2.5	2.3	3.4	2.4	
2. Mostly disagree	3.1	3.3	3.0	3.1	4.7	4.4	3.5	2.1	3.3	3.2	1.9	2.9	2.5	2.4	5.2	8.1	
3. Neither	9.1	8.6	9.4	8.9	8.6	10.0	9.2	8.6	9.0	8.3	12.5	8.0	9.2	8.5	12.8	19.7	
4. Mostly agree	21.2	20.6	22.1	23.0	13.7	23.8	22.3	19.4	21.0	21.0	22.9	21.7	19.6	22.1	22.6	24.5	
5. Agree	63.7	64.1	63.3	62.5	66.0	58.5	62.3	66.2	65.2	65.6	55.4	64.7	66.1	64.7	56.0	45.3	
<i>Item 23730 Subject P01, Q01</i>	<i>N</i>	<i>2250</i>	<i>1063</i>	<i>1106</i>	<i>1341</i>	<i>271</i>	<i>364</i>	<i>553</i>	<i>794</i>	<i>539</i>	<i>1853</i>	<i>348</i>	<i>1199</i>	<i>511</i>	<i>194</i>	<i>293</i>	<i>27</i>
<b>D10P:</b> I would like to explore strange places																	
1. Disagree	6.1	6.4	5.5	4.7	15.3	7.5	4.6	8.3	3.2	5.5	8.6	7.1	6.5	2.5	3.8	-	
2. Mostly disagree	5.7	5.1	6.0	6.2	9.8	5.6	6.9	6.7	3.0	5.8	5.5	5.6	6.1	5.7	4.5	2.5	
3. Neither	15.2	15.6	14.7	15.8	14.5	12.9	15.4	16.4	14.8	14.5	18.3	17.0	11.7	12.1	13.7	19.8	
4. Mostly agree	25.8	26.1	26.1	27.3	20.3	26.9	27.5	24.2	25.6	25.3	28.8	25.2	28.3	29.1	23.4	29.1	
5. Agree	47.3	46.8	47.6	46.0	40.1	47.2	45.7	44.4	53.3	48.9	38.8	45.1	47.4	50.6	54.6	48.5	
<i>Item 31080 Subject Q04</i>	<i>N</i>	<i>2247</i>	<i>1064</i>	<i>1103</i>	<i>1340</i>	<i>269</i>	<i>362</i>	<i>553</i>	<i>793</i>	<i>539</i>	<i>1851</i>	<i>349</i>	<i>1195</i>	<i>511</i>	<i>194</i>	<i>293</i>	<i>27</i>
<b>D10Q:</b> I like to do frightening things																	
1. Disagree	18.9	11.5	26.0	16.8	31.4	19.3	16.6	22.2	16.3	19.1	17.0	24.9	13.4	15.1	7.8	-	
2. Mostly disagree	16.6	15.5	17.6	15.3	18.9	16.1	15.6	18.6	15.1	16.9	15.5	19.3	16.5	14.8	7.8	9.7	
3. Neither	23.8	25.3	22.7	25.6	19.1	23.3	26.5	22.1	23.9	23.8	24.4	21.8	24.0	24.7	30.0	34.9	
4. Mostly agree	22.7	25.8	19.7	24.9	15.8	22.5	22.9	19.3	27.5	23.0	20.2	19.5	26.0	25.9	28.1	24.4	
5. Agree	18.0	21.8	14.0	17.3	14.8	18.9	18.4	17.8	17.1	17.3	22.9	14.6	20.1	19.4	26.3	31.0	
<i>Item 31090 Subject Q04</i>	<i>N</i>	<i>2247</i>	<i>1064</i>	<i>1103</i>	<i>1340</i>	<i>269</i>	<i>363</i>	<i>552</i>	<i>793</i>	<i>540</i>	<i>1850</i>	<i>349</i>	<i>1197</i>	<i>508</i>	<i>194</i>	<i>294</i>	<i>27</i>
<b>D10R:</b> I like new and exciting experiences, even if I have to break the rules																	
1. Disagree	12.4	11.0	13.7	10.4	23.6	12.8	10.3	15.4	10.0	11.4	15.9	17.1	8.3	6.7	4.6	4.8	
2. Mostly disagree	13.7	11.8	15.2	14.7	11.6	13.2	14.2	12.6	14.9	14.0	11.5	18.2	10.2	8.4	5.5	2.5	
3. Neither	21.1	22.6	20.0	23.7	16.6	23.9	22.8	21.1	17.5	21.9	17.5	22.4	20.1	17.9	19.8	24.5	
4. Mostly agree	27.6	28.0	27.2	28.1	19.5	26.6	30.7	25.8	27.9	28.0	26.7	25.5	29.2	34.7	29.2	22.5	
5. Agree	25.2	26.6	23.9	23.1	28.6	23.4	22.0	25.0	29.8	24.7	28.4	16.7	32.2	32.4	40.9	45.8	
<i>Item 31100 Subject Q04</i>	<i>N</i>	<i>2248</i>	<i>1064</i>	<i>1103</i>	<i>1339</i>	<i>272</i>	<i>362</i>	<i>553</i>	<i>795</i>	<i>539</i>	<i>1852</i>	<i>347</i>	<i>1199</i>	<i>510</i>	<i>194</i>	<i>291</i>	<i>27</i>



## MONITORING THE FUTURE

QUESTIONNAIRE FORM 6 2011	TOTAL	SEX		RACE		REGION				COLLEGE PLANS?		ILLCIT DRUG USE: LIFETIME					
		M	F	White	Black	NE	NC	S	W	Yes	No	None	Mari- juana Only	Few Pills	More Pills	Any Her- oin	
<i>N (Weighted No. of Cases):</i>	2490	1171	1169	1422	315	431	583	910	565	1960	377	1274	557	215	331	27	
<i>% of Weighted Total:</i>	100.0	47.0	47.0	57.1	12.6	17.3	23.4	36.5	22.7	78.7	15.1	51.2	22.4	8.6	13.3	1.1	
<b>D10S:</b> I prefer friends who are exciting and unpredictable																	
1. Disagree	6.3	6.3	6.3	5.0	12.1	6.8	6.6	6.7	5.1	5.3	9.0	8.6	5.1	3.0	1.8	-	
2. Mostly disagree	8.9	7.6	10.6	8.9	9.1	9.5	8.6	9.0	8.9	9.4	6.0	10.9	6.0	7.4	7.0	7.2	
3. Neither	25.6	26.6	24.4	27.3	17.1	24.6	25.9	25.3	26.6	26.6	20.6	29.1	23.8	18.7	20.1	31.2	
4. Mostly agree	29.8	33.3	26.3	32.6	21.0	31.8	34.3	25.3	30.4	29.6	31.7	27.1	30.7	37.2	34.5	28.2	
5. Agree	29.3	26.1	32.4	26.2	40.7	27.3	24.7	33.7	29.0	29.0	32.7	24.4	34.4	33.6	36.6	33.3	
<i>Item 31110 Subject Q04</i>	<i>N</i>	<i>2248</i>	<i>1066</i>	<i>1102</i>	<i>1340</i>	<i>272</i>	<i>363</i>	<i>552</i>	<i>796</i>	<i>538</i>	<i>1852</i>	<i>348</i>	<i>1196</i>	<i>509</i>	<i>194</i>	<i>294</i>	<i>27</i>
<b>D10T:</b> I am often bored																	
1. Disagree	18.5	18.0	19.0	17.9	22.5	19.2	16.3	19.7	18.3	18.0	20.4	19.2	19.3	17.0	16.4	2.1	
2. Mostly disagree	22.5	22.8	22.7	23.4	16.2	20.9	24.5	21.3	23.4	23.5	17.7	23.5	23.6	19.6	17.9	34.9	
3. Neither	23.6	24.4	23.2	24.4	19.1	25.5	22.3	23.4	23.9	23.7	22.9	23.9	22.7	27.5	22.1	17.5	
4. Mostly agree	20.7	19.4	21.6	20.3	22.6	24.1	19.1	19.1	22.4	20.4	22.4	19.6	20.5	18.2	26.5	30.3	
5. Agree	14.7	15.5	13.5	13.9	19.6	10.3	17.8	16.5	11.9	14.4	16.7	13.8	13.9	17.7	17.2	15.2	
<i>Item 32000 Subject Q10</i>	<i>N</i>	<i>2249</i>	<i>1065</i>	<i>1104</i>	<i>1340</i>	<i>272</i>	<i>363</i>	<i>553</i>	<i>794</i>	<i>539</i>	<i>1853</i>	<i>348</i>	<i>1199</i>	<i>509</i>	<i>194</i>	<i>293</i>	<i>27</i>
The different questionnaire forms used in this study emphasize different topics. In the rest of this questionnaire, we ask more about your experiences and attitudes relating to alcohol and other drugs.																	
<b>D11:</b> On how many occasions (if any) have you been drunk or very high from drinking alcoholic beverages?																	
<b>D11A:</b> . . . in your lifetime?																	
1. 0 occasions	47.5	47.3	48.1	43.7	63.4	42.9	45.7	51.0	47.5	48.7	40.7	72.5	21.8	18.5	10.5	4.8	
2. 1-2	13.1	11.1	14.9	12.2	12.7	11.1	11.8	14.6	13.5	13.0	13.5	12.5	19.9	12.8	5.8	2.6	
3. 3-5	8.3	6.8	9.8	8.3	4.4	9.6	7.8	8.1	8.2	8.5	7.3	6.2	13.2	10.6	8.7	-	
4. 6-9	6.8	6.1	7.3	8.1	5.6	8.6	8.7	6.3	4.6	6.7	7.6	4.1	10.2	9.0	9.5	27.2	
5. 10-19	7.7	8.9	6.7	8.6	6.0	7.5	6.2	7.8	9.0	8.1	5.7	2.8	12.2	17.2	13.9	5.2	
6. 20-39	5.7	4.5	6.7	6.3	1.7	7.6	5.4	4.7	6.5	5.5	7.4	1.0	9.1	13.8	14.2	12.0	
7. 40 or more	10.8	15.3	6.5	12.9	6.1	12.8	14.3	7.5	10.8	9.5	17.8	0.9	13.6	18.2	37.5	48.2	
<i>Item 25020 Subject A01a</i>	<i>N</i>	<i>2234</i>	<i>1053</i>	<i>1097</i>	<i>1337</i>	<i>264</i>	<i>359</i>	<i>550</i>	<i>790</i>	<i>535</i>	<i>1838</i>	<i>346</i>	<i>1195</i>	<i>493</i>	<i>195</i>	<i>296</i>	<i>26</i>
<b>D11B:</b> . . . during the last 12 months?																	
1. 0 occasions	57.6	56.9	58.5	53.2	74.0	51.0	55.2	63.2	56.1	58.6	51.9	80.9	35.9	31.5	19.0	7.9	
2. 1-2	13.8	11.4	16.0	13.9	9.9	14.1	12.4	12.7	16.8	13.8	14.5	10.7	21.1	15.2	14.3	10.1	
3. 3-5	8.7	7.8	9.2	8.9	6.9	9.3	8.3	9.0	8.2	8.4	10.2	3.9	13.8	15.4	14.9	20.8	
4. 6-9	6.1	5.5	6.7	8.0	2.3	8.9	7.3	4.8	5.1	6.0	5.8	2.8	9.5	9.8	11.6	10.6	
5. 10-19	5.1	5.4	4.9	5.4	2.6	5.5	5.9	4.0	5.5	5.1	5.6	1.0	8.4	14.6	10.6	5.9	
6. 20-39	3.7	5.1	2.5	5.0	1.8	4.1	4.8	2.9	3.5	3.4	5.2	0.6	5.9	8.0	9.8	-	
7. 40 or more	4.9	7.9	2.0	5.6	2.5	7.1	6.1	3.3	4.7	4.7	6.8	0.1	5.4	5.5	20.0	44.7	
<i>Item 25030 Subject A01b</i>	<i>N</i>	<i>2221</i>	<i>1048</i>	<i>1089</i>	<i>1324</i>	<i>263</i>	<i>355</i>	<i>545</i>	<i>788</i>	<i>533</i>	<i>1824</i>	<i>346</i>	<i>1193</i>	<i>490</i>	<i>192</i>	<i>291</i>	<i>26</i>
<b>D11C:</b> . . . during the last 30 days?																	
1. 0 occasions	73.8	71.8	76.1	71.7	82.4	67.5	73.7	77.0	73.3	74.5	69.4	91.1	62.0	58.2	37.7	16.6	
2. 1-2	13.6	12.8	14.2	13.9	9.9	18.3	11.5	12.6	14.3	13.6	13.3	7.1	19.3	24.6	22.8	29.6	
3. 3-5	5.5	5.5	5.2	5.9	2.7	4.1	6.0	5.0	6.6	5.2	7.7	1.2	9.0	6.9	15.7	10.6	
4. 6-9	3.2	4.3	2.3	4.6	0.6	3.7	4.6	2.0	3.2	3.1	3.6	0.5	4.6	5.2	11.0	5.0	
5. 10-19	2.4	3.2	1.9	2.8	3.0	2.9	3.1	2.3	1.6	2.0	4.8	0.1	2.7	4.1	8.9	21.2	
6. 20-39	0.3	0.2	0.3	0.3	-	0.4	0.5	0.2	-	0.3	0.3	-	0.3	-	1.0	7.0	
7. 40 or more	1.2	2.1	0.1	0.7	1.4	3.1	0.6	0.9	0.9	1.2	1.0	-	2.2	1.1	2.8	10.0	
<i>Item 25040 Subject A01c</i>	<i>N</i>	<i>2219</i>	<i>1048</i>	<i>1088</i>	<i>1323</i>	<i>263</i>	<i>355</i>	<i>545</i>	<i>787</i>	<i>533</i>	<i>1823</i>	<i>346</i>	<i>1192</i>	<i>489</i>	<i>192</i>	<i>291</i>	<i>26</i>
<b>D12:</b> Anabolic steroids are prescription drugs sometimes prescribed by doctors to treat certain conditions. Some athletes, and others, have used them to try to increase muscle development. On how many occasions (if any) have you taken steroids on your own—that is, without a doctor telling you to take them . . .																	



## DESCRIPTIVE RESULTS: 2011

245

QUESTIONNAIRE FORM 6 2011	TOTAL	SEX		RACE		REGION				COLLEGE PLANS?		ILLICIT DRUG USE: LIFETIME				
		M	F	White	Black	NE	NC	S	W	Yes	No	None	Mari- juana Only	Few Pills	More Pills	Any Her- oin
<i>N (Weighted No. of Cases):</i>	2490	1171	1169	1422	315	431	583	910	565	1960	377	1274	557	215	331	27
<i>% of Weighted Total:</i>	100.0	47.0	47.0	57.1	12.6	17.3	23.4	36.5	22.7	78.7	15.1	51.2	22.4	8.6	13.3	1.1
<b>D12A: . . . in your lifetime?</b>																
1. 0 occasions	97.8	97.0	98.9	98.1	94.8	98.1	99.3	96.7	97.8	97.9	97.8	99.2	98.6	95.9	94.3	82.3
2. 1-2	1.0	1.2	0.6	0.8	2.1	0.5	0.2	1.7	0.9	0.9	1.1	0.6	0.4	1.4	2.6	5.0
3. 3-5	0.2	0.3	0.1	0.1	1.1	-	-	0.4	0.2	0.2	0.4	-	0.1	-	1.2	-
4. 6-9	0.3	0.5	-	0.3	0.5	-	-	0.6	0.2	0.2	0.4	-	0.5	1.7	-	-
5. 10-19	0.2	0.3	0.1	0.2	0.3	-	0.1	0.2	0.4	0.2	0.3	0.1	0.2	0.7	0.2	2.6
6. 20-39	0.1	0.2	0.1	0.2	0.3	0.3	-	0.3	-	0.1	-	0.1	0.2	-	0.3	-
7. 40 or more	0.4	0.4	0.3	0.3	0.9	1.1	0.4	0.2	0.4	0.5	-	*	-	0.4	1.4	10.1
<i>Item 22690 Subject A01a</i>	<i>N</i> 2257	1068	1106	1346	269	359	556	805	538	1852	352	1200	503	196	303	26
<b>D12B: . . . during the last 12 months?</b>																
1. 0 occasions	98.3	97.6	99.1	98.5	95.7	98.4	99.5	97.5	98.0	98.3	98.3	99.4	99.3	96.4	96.0	82.3
2. 1-2	0.7	1.0	0.4	0.5	2.2	0.5	-	1.3	0.7	0.6	1.3	0.5	0.1	1.2	1.6	5.0
3. 3-5	0.3	0.4	0.2	0.3	0.9	-	0.1	0.4	0.5	0.3	0.3	0.1	0.4	-	0.7	2.6
4. 6-9	0.2	0.4	-	0.3	0.3	-	-	0.4	0.4	0.3	-	-	0.2	2.1	-	-
5. 10-19	*	0.1	-	-	-	-	-	0.1	-	*	-	-	-	-	0.2	-
6. 20-39	0.1	-	0.1	0.1	-	0.4	-	-	-	0.1	-	-	-	-	0.5	-
7. 40 or more	0.4	0.4	0.1	0.2	0.9	0.7	0.4	0.2	0.4	0.5	-	*	-	0.4	0.9	10.1
<i>Item 22700 Subject A01b</i>	<i>N</i> 2258	1068	1106	1345	270	358	556	806	538	1852	352	1200	503	196	303	26
<b>D12C: . . . during the last 30 days?</b>																
1. 0 occasions	98.9	98.6	99.5	99.2	97.7	98.9	99.5	98.7	98.7	98.9	99.4	99.9	99.8	98.0	96.7	82.3
2. 1-2	0.4	0.7	0.1	0.3	1.1	-	0.1	0.6	0.8	0.4	0.6	0.1	0.2	0.2	1.4	7.6
3. 3-5	0.1	0.1	0.1	-	0.4	-	-	0.2	-	0.1	-	-	-	-	0.5	-
4. 6-9	0.2	0.3	0.1	0.3	-	0.4	-	0.3	-	0.2	-	-	-	1.4	0.5	-
5. 10-19	*	-	0.1	*	-	-	0.1	-	-	*	-	-	-	-	0.2	-
6. 20-39	-	-	-	-	-	-	-	-	-	-	-	-	-	-	-	-
7. 40 or more	0.3	0.4	0.1	0.2	0.9	0.7	0.3	0.2	0.4	0.4	-	*	-	0.4	0.7	10.1
<i>Item 22710 Subject A01c</i>	<i>N</i> 2257	1067	1106	1345	269	358	556	805	538	1852	352	1200	503	196	303	26
<b>D13: What methods have you used for taking steroids on your own? (Mark all that apply.)</b>																
A. Injection	0.5	0.8	0.1	0.3	0.3	*	0.4	0.8	0.4	0.5	0.4	0.1	-	1.1	1.8	5.5
B. By mouth	0.9	1.2	0.5	0.8	1.9	0.6	0.2	1.3	1.0	1.0	-	0.4	0.7	0.9	1.8	10.0
C. Haven't used steroids	98.7	98.1	99.4	98.9	97.8	99.4	99.5	98.0	98.6	98.6	99.6	99.5	99.3	98.4	96.6	84.5
<i>Item 23790-23800, 30940 Subject A05dN</i>	2244	1062	1102	1340	263	357	556	798	534	1843	346	1199	502	194	296	25
<b>D14: On how many occasions (if any) have you taken any drugs by injection with a needle (like heroin, cocaine, amphetamines, or steroids) . . .</b>																
Do NOT include anything you took under a doctor's orders.																
<b>D14A: . . . in your lifetime?</b>																
1. 0 occasions	98.5	98.3	99.2	98.8	97.6	98.0	99.1	97.9	99.1	98.5	98.7	100.0	100.0	98.9	95.0	55.6
2. 1-2	0.3	0.5	0.2	0.2	0.6	0.5	0.1	0.6	0.1	0.3	0.4	-	-	0.5	1.4	9.5
3. 3-5	0.4	0.3	0.5	0.4	0.9	0.3	0.1	0.8	0.2	0.5	-	-	-	-	1.5	17.1
4. 6-9	*	-	-	-	-	-	-	-	0.1	*	-	-	-	-	0.2	-
5. 10-19	0.1	0.2	0.1	0.1	-	-	0.2	0.2	-	0.1	-	-	-	-	0.6	2.7
6. 20-39	*	0.1	-	*	-	0.2	-	-	-	-	0.2	-	-	-	0.2	-
7. 40 or more	0.6	0.7	*	0.4	0.9	1.1	0.4	0.5	0.4	0.5	0.7	-	-	0.6	1.1	15.1
<i>Item 25050 Subject A01a</i>	<i>N</i> 2251	1068	1100	1344	268	358	556	802	535	1848	350	1199	501	196	297	27
<b>D14B: . . . during the last 12 months?</b>																
1. 0 occasions	99.2	98.6	100.0	99.3	98.4	98.7	99.3	99.3	99.2	99.2	98.9	100.0	100.0	99.4	98.1	68.0
2. 1-2	0.2	0.4	-	0.1	0.7	-	0.1	0.2	0.4	0.2	0.2	-	-	-	-	16.5
3. 3-5	-	-	-	-	-	-	-	-	-	-	-	-	-	-	-	-
4. 6-9	0.1	0.2	-	0.2	-	-	0.2	0.1	-	0.1	-	-	-	-	0.8	-
5. 10-19	0.1	0.1	-	-	-	-	-	0.2	-	*	0.3	-	-	-	0.2	-
6. 20-39	0.1	0.1	*	*	-	0.2	-	0.1	-	*	0.2	-	-	0.3	0.2	-
7. 40 or more	0.4	0.6	-	0.3	0.9	1.1	0.4	0.1	0.4	0.4	0.4	-	-	0.4	0.7	15.5
<i>Item 25060 Subject A01b</i>	<i>N</i> 2248	1068	1099	1344	267	358	556	799	535	1846	350	1199	501	195	297	26

\*= $\leq$  .05 percent.



QUESTIONNAIRE FORM 6 2011	TOTAL	SEX		RACE		REGION				COLLEGE PLANS?		ILLCIT DRUG USE: LIFETIME				
		M	F	White	Black	NE	NC	S	W	Yes	No	None	Mari- juana Only	Few Pills	More Pills	Any Her- oin
<i>N (Weighted No. of Cases):</i>	2490	1171	1169	1422	315	431	583	910	565	1960	377	1274	557	215	331	27
<i>% of Weighted Total:</i>	100.0	47.0	47.0	57.1	12.6	17.3	23.4	36.5	22.7	78.7	15.1	51.2	22.4	8.6	13.3	1.1
<b>D14C:</b> . . . during the last 30 days?																
1. 0 occasions	99.4	99.1	100.0	99.6	98.9	98.9	99.4	99.6	99.6	99.5	99.1	100.0	100.0	99.4	98.7	81.9
2. 1-2	0.1	0.2	-	0.1	0.3	-	0.2	0.2	-	0.1	0.5	-	-	-	0.4	2.5
3. 3-5	0.1	0.1	-	*	-	-	0.1	0.1	-	0.1	-	-	-	-	0.2	2.5
4. 6-9	-	-	-	-	-	-	-	-	-	-	-	-	-	-	-	-
5. 10-19	*	-	*	-	-	-	-	0.1	-	*	-	-	-	0.3	-	-
6. 20-39	-	-	-	-	-	-	-	-	-	-	-	-	-	-	-	-
7. 40 or more	0.4	0.6	-	0.3	0.9	1.1	0.3	0.1	0.4	0.4	0.4	-	-	0.4	0.7	13.0
<i>Item 25070 Subject A01c</i>	<i>N</i> 2248	1068	1099	1344	267	358	556	799	535	1846	350	1199	501	195	297	26
<b>D15:</b> When (if ever) did you FIRST inject any drug with a needle (without doctor's orders)																
8. Never	99.2	98.7	99.7	99.4	99.5	98.2	99.2	99.2	99.8	99.1	99.5	100.0	100.0	99.4	98.0	55.8
1. Grade 6 or below	0.3	0.5	0.1	0.1	0.5	0.6	0.4	0.2	-	0.2	0.5	-	-	0.4	1.0	10.2
2. Grade 7	*	0.1	-	*	-	-	0.1	-	-	*	-	-	-	-	-	2.9
3. Grade 8	0.1	0.2	*	-	-	-	-	0.3	0.1	0.2	-	-	-	0.3	-	11.3
4. Grade 9	0.1	0.2	0.1	0.2	-	0.3	-	0.1	0.1	0.1	-	-	-	-	0.3	4.8
5. Grade 10	0.1	0.2	-	0.2	-	0.5	0.1	-	-	0.1	-	-	-	-	-	11.1
6. Grade 11	0.1	0.1	0.1	0.1	-	0.3	0.1	-	-	0.1	-	-	-	-	0.2	4.0
7. Grade 12	0.1	0.1	-	*	-	0.1	-	0.2	-	0.1	-	-	-	-	0.4	-
<i>Item 25680 Subject A01g</i>	<i>N</i> 2208	1042	1090	1327	257	350	552	778	529	1812	344	1185	495	191	286	23
<b>D16:</b> When (if ever) did you FIRST do each of the following things?																
<b>D16A:</b> Smoke your first cigarette																
8. Never	61.4	60.3	62.4	58.1	77.0	63.4	60.3	62.9	58.9	64.4	45.6	85.5	42.2	36.3	14.6	10.1
1. Grade 6 or below	5.9	6.1	5.0	5.4	7.1	5.4	5.7	7.0	4.7	4.8	11.7	2.8	5.6	5.5	16.4	30.2
2. Grade 7	4.2	4.4	4.2	5.4	1.5	2.9	3.9	5.3	3.6	3.4	8.8	1.1	3.8	7.8	14.6	15.2
3. Grade 8	5.8	6.6	5.2	6.1	2.9	7.9	5.6	4.7	6.1	5.5	7.2	1.5	9.0	11.7	13.1	15.9
4. Grade 9 (Freshman)	7.0	7.0	7.2	7.8	4.2	6.9	6.6	5.0	10.3	6.7	8.1	2.3	9.5	14.5	16.3	21.6
5. Grade 10 (Sophomore)	6.2	6.6	6.0	7.5	2.3	7.0	6.8	5.6	5.8	6.1	5.8	2.0	11.5	11.4	11.3	7.0
6. Grade 11 (Junior)	5.6	5.1	5.8	5.3	2.8	4.1	6.7	5.0	6.3	5.3	7.0	2.2	12.2	7.9	7.8	-
7. Grade 12 (Senior)	4.0	4.0	4.1	4.4	2.2	2.3	4.3	4.5	4.2	3.6	5.9	2.7	6.1	4.9	5.9	-
<i>Item 5575 Subject A01g</i>	<i>N</i> 2166	1018	1070	1306	256	343	544	768	510	1794	322	1171	475	183	283	26
<b>D16B:</b> Smoke cigarettes on a daily basis																
8. Never	85.7	86.0	85.2	82.8	91.4	85.7	85.2	85.2	86.9	88.3	71.1	98.0	85.6	77.4	46.2	30.4
1. Grade 6 or below	0.6	0.9	0.3	0.9	0.3	2.1	0.4	0.4	0.2	0.4	1.5	0.1	0.1	1.0	2.4	13.0
2. Grade 7	0.6	0.7	0.6	0.8	0.7	0.6	0.4	1.1	0.2	0.6	0.8	0.1	0.5	0.2	2.7	7.4
3. Grade 8	1.4	1.3	1.7	1.3	2.1	1.6	1.1	2.1	0.8	1.3	2.4	0.3	0.8	1.4	7.4	2.6
4. Grade 9 (Freshman)	2.7	2.9	2.7	3.3	0.6	2.2	2.6	3.3	2.3	1.9	7.6	0.4	1.7	3.8	10.5	34.3
5. Grade 10 (Sophomore)	3.7	3.3	3.9	4.9	0.7	3.0	4.0	2.8	5.0	3.0	6.8	0.1	3.4	6.1	16.2	5.1
6. Grade 11 (Junior)	2.8	2.5	3.0	3.4	2.7	2.9	3.7	3.3	1.0	2.2	5.8	0.3	4.9	6.3	7.3	3.1
7. Grade 12 (Senior)	2.4	2.5	2.5	2.7	1.4	1.8	2.5	1.9	3.5	2.2	4.1	0.7	2.9	3.8	7.2	4.2
<i>Item 5570 Subject A01g</i>	<i>N</i> 2206	1043	1087	1323	263	353	552	780	522	1820	336	1188	490	184	293	26
<b>D16C:</b> Try smokeless tobacco (snuff, plug, chewing tobacco, snus, dissolvable tobacco)																
8. Never	82.0	72.0	92.2	77.1	90.8	82.2	80.6	82.0	83.3	84.6	69.1	94.1	79.1	68.9	51.1	40.7
1. Grade 6 or below	1.9	3.1	0.7	2.2	1.9	2.5	1.4	2.5	0.9	1.7	2.1	0.8	2.1	1.8	5.2	12.7
2. Grade 7	1.8	2.9	0.7	2.4	1.9	2.6	1.6	1.6	1.9	1.5	3.1	0.4	1.6	2.5	5.2	18.4
3. Grade 8	1.9	3.6	0.4	2.8	1.4	2.4	2.7	1.8	1.1	1.5	4.8	0.9	2.1	3.4	5.3	2.5
4. Grade 9 (Freshman)	3.6	5.2	2.1	4.7	1.3	5.3	3.4	2.9	3.6	3.0	6.5	1.1	3.3	8.2	11.2	6.4
5. Grade 10 (Sophomore)	3.7	6.0	1.5	4.7	1.1	2.8	4.2	4.0	3.5	3.1	7.1	0.6	3.7	5.4	14.0	16.8
6. Grade 11 (Junior)	3.1	4.5	1.4	3.8	1.1	1.5	3.8	3.1	3.4	2.8	4.7	1.6	3.8	6.4	6.1	-
7. Grade 12 (Senior)	1.9	2.6	1.0	2.3	0.6	0.7	2.3	1.9	2.3	1.8	2.7	0.6	4.4	3.5	1.9	2.6
<i>Item 5576 Subject A01g</i>	<i>N</i> 2248	1064	1102	1346	268	359	558	798	534	1844	351	1196	505	195	299	27



QUESTIONNAIRE FORM 6 2011	TOTAL	SEX		RACE		REGION				COLLEGE PLANS?		ILLICIT DRUG USE: LIFETIME				
		M	F	White	Black	NE	NC	S	W	Yes	No	None	Mari- juana Only	Few Pills	More Pills	Any Her- oin
<i>N (Weighted No. of Cases):</i>	2490	1171	1169	1422	315	431	583	910	565	1960	377	1274	557	215	331	27
<i>% of Weighted Total:</i>	100.0	47.0	47.0	57.1	12.6	17.3	23.4	36.5	22.7	78.7	15.1	51.2	22.4	8.6	13.3	1.1
<b>D17:</b> In the future, do you think that you will . . .																
<b>D17A:</b> Smoke cigarettes?																
1. Definitely will	5.4	6.8	3.8	5.4	6.5	6.3	5.2	5.9	4.3	3.9	11.7	5.4	3.4	4.2	8.6	9.1
2. Probably will	8.0	8.0	7.8	8.0	8.0	6.6	8.3	8.6	7.8	6.5	15.6	2.5	11.8	8.3	22.1	24.0
3. Don't know	7.0	6.9	7.4	7.5	5.6	4.6	5.3	7.9	9.1	6.4	9.6	4.3	8.1	9.9	12.5	30.0
4. Probably won't	12.4	13.7	11.2	13.3	5.7	13.8	14.0	10.3	13.2	12.4	11.3	8.7	17.1	18.9	14.6	20.7
5. Definitely won't	67.1	64.6	69.9	65.8	74.2	68.8	67.3	67.3	65.6	70.8	51.7	79.1	59.6	58.7	42.1	16.2
<i>Item 24440 Subject A04a</i>	<i>N</i>	<i>2251</i>	<i>1065</i>	<i>1104</i>	<i>1346</i>	<i>358</i>	<i>558</i>	<i>801</i>	<i>534</i>	<i>1846</i>	<i>349</i>	<i>1200</i>	<i>501</i>	<i>194</i>	<i>299</i>	<i>27</i>
<b>D17B:</b> Drink alcoholic beverages?																
1. Definitely will	29.5	31.9	27.5	32.6	22.5	35.1	34.8	25.8	25.9	29.3	31.9	19.8	33.4	45.8	51.6	43.6
2. Probably will	34.7	31.0	38.2	35.1	31.7	34.9	34.4	32.8	37.5	34.7	34.1	30.6	46.3	36.7	31.3	35.5
3. Don't know	12.3	12.3	12.7	13.0	10.5	10.4	12.7	11.0	15.2	12.4	12.2	15.1	9.2	7.3	9.2	16.9
4. Probably won't	8.2	8.0	8.3	6.7	8.0	9.6	6.2	8.7	8.5	8.6	6.4	11.3	4.4	5.6	3.8	4.0
5. Definitely won't	15.3	16.8	13.3	12.6	27.4	10.0	11.8	21.8	12.9	15.0	15.5	23.2	6.7	4.5	4.1	-
<i>Item 24450 Subject A04a</i>	<i>N</i>	<i>2247</i>	<i>1061</i>	<i>1104</i>	<i>1344</i>	<i>358</i>	<i>558</i>	<i>797</i>	<i>534</i>	<i>1845</i>	<i>348</i>	<i>1198</i>	<i>501</i>	<i>194</i>	<i>296</i>	<i>27</i>
<b>D17C:</b> Try or use marijuana?																
1. Definitely will	15.0	18.7	11.2	13.7	17.5	18.0	15.8	13.2	14.7	13.5	22.5	5.6	21.7	20.9	33.7	51.3
2. Probably will	15.0	15.4	15.1	14.9	14.1	16.9	11.9	15.3	16.6	15.3	12.4	4.4	30.0	17.6	29.1	37.5
3. Don't know	12.2	11.7	13.1	13.4	12.7	15.6	14.3	9.0	12.4	12.6	10.1	8.2	18.4	18.9	13.4	11.2
4. Probably won't	9.8	10.9	8.6	9.9	6.4	12.3	9.0	9.6	9.2	10.1	8.8	8.5	11.9	14.4	9.8	-
5. Definitely won't	48.0	43.4	51.9	48.1	49.4	37.1	49.0	52.9	47.0	48.5	46.1	73.4	18.0	28.2	13.9	-
<i>Item 24460 Subject A04a</i>	<i>N</i>	<i>2249</i>	<i>1065</i>	<i>1102</i>	<i>1345</i>	<i>358</i>	<i>558</i>	<i>798</i>	<i>534</i>	<i>1846</i>	<i>348</i>	<i>1198</i>	<i>500</i>	<i>194</i>	<i>298</i>	<i>27</i>
<b>D17D:</b> Try or use "crack" cocaine?																
1. Definitely will	4.4	5.6	2.9	3.7	7.0	5.0	4.6	4.5	3.4	3.4	8.2	5.4	1.8	2.4	3.2	23.6
2. Probably will	0.5	0.4	0.5	0.4	0.5	0.2	0.2	0.7	0.7	0.3	1.4	0.1	0.9	1.2	0.5	4.1
3. Don't know	2.0	2.5	1.7	1.9	1.9	2.9	2.1	1.2	2.5	1.9	1.8	1.1	1.2	3.5	4.7	17.2
4. Probably won't	3.9	3.7	4.1	3.7	2.9	4.0	3.3	3.7	4.7	4.2	2.0	2.5	4.6	6.0	6.4	12.2
5. Definitely won't	89.3	87.7	90.8	90.3	87.7	87.9	89.9	89.9	88.7	90.2	86.6	91.0	91.4	86.9	85.1	42.9
<i>Item 24470 Subject A04a</i>	<i>N</i>	<i>2244</i>	<i>1062</i>	<i>1099</i>	<i>1341</i>	<i>354</i>	<i>558</i>	<i>799</i>	<i>533</i>	<i>1842</i>	<i>348</i>	<i>1198</i>	<i>496</i>	<i>194</i>	<i>297</i>	<i>27</i>
<b>D17E:</b> Try or use cocaine in powder form?																
1. Definitely will	4.5	5.7	3.1	3.7	7.2	4.9	4.5	4.9	3.4	3.6	8.0	5.3	1.9	2.7	4.0	23.6
2. Probably will	1.3	1.8	1.0	1.4	1.0	1.5	1.0	1.1	2.0	1.3	1.9	0.1	0.9	1.9	6.0	8.9
3. Don't know	2.5	3.0	2.1	2.7	1.2	2.6	2.3	1.5	4.1	2.4	2.5	1.2	1.3	4.4	7.4	16.5
4. Probably won't	4.0	4.3	3.5	3.9	2.6	2.8	4.0	3.9	4.7	3.8	4.9	2.0	4.0	5.5	9.7	20.9
5. Definitely won't	87.7	85.3	90.2	88.2	88.0	88.2	88.2	88.5	85.8	88.9	82.6	91.3	91.9	85.5	72.9	30.2
<i>Item 24480 Subject A04a</i>	<i>N</i>	<i>2249</i>	<i>1062</i>	<i>1104</i>	<i>1344</i>	<i>357</i>	<i>557</i>	<i>799</i>	<i>535</i>	<i>1846</i>	<i>349</i>	<i>1199</i>	<i>501</i>	<i>194</i>	<i>297</i>	<i>27</i>
<b>D17F:</b> Try or use any other illegal drugs?																
1. Definitely will	5.8	7.7	3.7	5.2	8.0	6.5	5.2	5.8	6.0	5.2	8.3	5.3	2.3	5.1	12.1	21.1
2. Probably will	4.4	4.0	5.1	4.1	3.6	7.0	2.9	4.3	4.4	4.6	3.9	0.8	4.2	10.3	14.2	19.3
3. Don't know	5.6	6.4	4.8	5.8	4.1	4.5	6.4	4.7	6.6	5.0	8.4	1.8	6.3	9.8	14.8	32.1
4. Probably won't	5.5	6.3	4.8	5.6	5.3	5.5	5.3	6.0	5.0	5.6	5.6	3.2	7.5	6.9	10.7	9.6
5. Definitely won't	78.7	75.6	81.5	79.3	79.0	76.6	80.2	79.2	77.9	79.7	73.8	88.9	79.6	67.9	48.2	17.9
<i>Item 24490 Subject A04a</i>	<i>N</i>	<i>2248</i>	<i>1062</i>	<i>1103</i>	<i>1344</i>	<i>357</i>	<i>557</i>	<i>799</i>	<i>534</i>	<i>1845</i>	<i>349</i>	<i>1198</i>	<i>501</i>	<i>194</i>	<i>297</i>	<i>27</i>
<b>D18:</b> How do you think your CLOSE FRIENDS feel (or would feel) about YOU doing each of the following things?																
<b>D18A:</b> Smoking cigarettes occasionally																
1. Don't disapprove	30.4	33.7	26.7	33.6	20.4	27.9	32.4	30.2	30.4	26.8	47.5	17.6	33.0	46.6	62.8	75.2
2. Disapprove	33.0	34.1	32.8	33.1	31.1	34.7	31.3	30.4	37.2	34.3	25.9	33.1	39.3	33.4	23.2	15.1
3. Strongly disapprove	36.6	32.2	40.5	33.3	48.5	37.4	36.3	39.4	32.4	38.9	26.6	49.3	27.7	20.1	13.9	9.8
<i>Item 30380 Subject A12b</i>	<i>N</i>	<i>2231</i>	<i>1058</i>	<i>1091</i>	<i>1332</i>	<i>354</i>	<i>551</i>	<i>791</i>	<i>534</i>	<i>1833</i>	<i>343</i>	<i>1188</i>	<i>499</i>	<i>192</i>	<i>295</i>	<i>26</i>
<b>D18B:</b> Smoking cigarettes every day																
1. Don't disapprove	20.9	24.9	16.6	22.4	16.6	20.5	21.9	22.2	18.2	17.2	39.3	12.1	20.5	32.6	43.5	74.7
2. Disapprove	26.6	27.6	25.9	27.1	25.0	28.3	27.1	24.6	27.9	27.0	24.1	22.1	34.1	29.7	30.4	15.1
3. Strongly disapprove	52.5	47.6	57.6	50.5	58.5	51.1	51.1	53.2	53.9	55.9	36.6	65.8	45.4	37.6	26.1	10.2
<i>Item 30390 Subject A12b</i>	<i>N</i>	<i>2227</i>	<i>1057</i>	<i>1089</i>	<i>1331</i>	<i>354</i>	<i>551</i>	<i>788</i>	<i>534</i>	<i>1833</i>	<i>342</i>	<i>1186</i>	<i>498</i>	<i>192</i>	<i>294</i>	<i>26</i>



QUESTIONNAIRE FORM 6 2011	TOTAL	SEX		RACE		REGION				COLLEGE PLANS?		ILLICIT DRUG USE: LIFETIME				
		M	F	White	Black	NE	NC	S	W	Yes	No	None	Mari- juana Only	Few Pills	More Pills	Any Her- oin
<i>N (Weighted No. of Cases):</i> <i>% of Weighted Total:</i>	2490 100.0	1171 47.0	1169 47.0	1422 57.1	315 12.6	431 17.3	583 23.4	910 36.5	565 22.7	1960 78.7	377 15.1	1274 51.2	557 22.4	215 8.6	331 13.3	27 1.1
<b>D18C:</b> Smoking one or more packs of cigarettes per day																
1. Don't disapprove	14.8	18.5	11.2	15.0	15.8	13.8	15.1	17.3	11.3	12.0	28.5	9.9	14.5	18.0	28.4	50.0
2. Disapprove	22.2	22.5	21.3	22.4	21.1	24.4	23.0	21.0	21.8	21.4	27.2	17.2	26.8	29.2	28.5	28.9
3. Strongly disapprove	63.0	59.1	67.5	62.6	63.1	61.8	61.8	61.7	66.8	66.6	44.3	72.9	58.7	52.8	43.1	21.1
<i>Item 11470 Subject A12b</i>	<i>N 2225</i>	<i>1056</i>	<i>1089</i>	<i>1331</i>	<i>265</i>	<i>354</i>	<i>551</i>	<i>787</i>	<i>533</i>	<i>1831</i>	<i>341</i>	<i>1184</i>	<i>499</i>	<i>192</i>	<i>294</i>	<i>26</i>
<b>D18D:</b> Using smokeless tobacco occasionally																
1. Don't disapprove	23.9	33.9	13.3	27.5	15.9	19.3	28.9	24.1	21.3	21.3	36.0	15.2	25.5	37.4	42.8	64.6
2. Disapprove	27.5	28.5	26.6	28.2	23.0	30.0	26.7	24.5	31.1	28.1	24.5	26.1	31.1	25.0	28.4	22.4
3. Strongly disapprove	48.7	37.6	60.1	44.3	61.2	50.7	44.4	51.4	47.6	50.7	39.5	58.7	43.4	37.6	28.9	13.1
<i>Item 30400 Subject A12b</i>	<i>N 2224</i>	<i>1055</i>	<i>1087</i>	<i>1331</i>	<i>265</i>	<i>353</i>	<i>552</i>	<i>787</i>	<i>532</i>	<i>1829</i>	<i>343</i>	<i>1184</i>	<i>498</i>	<i>192</i>	<i>294</i>	<i>25</i>
<b>D18E:</b> Using smokeless tobacco every day																
1. Don't disapprove	19.1	27.0	11.3	21.6	14.7	16.4	23.3	20.3	14.8	16.0	33.6	12.4	18.5	31.4	34.1	64.9
2. Disapprove	23.8	25.3	21.5	23.8	21.8	25.5	22.7	21.3	27.4	24.3	21.9	20.5	26.1	25.4	31.9	14.2
3. Strongly disapprove	57.1	47.6	67.2	54.6	63.6	58.1	54.0	58.4	57.8	59.7	44.5	67.1	55.3	43.2	34.1	20.9
<i>Item 30410 Subject A12b</i>	<i>N 2220</i>	<i>1054</i>	<i>1086</i>	<i>1328</i>	<i>265</i>	<i>352</i>	<i>552</i>	<i>787</i>	<i>529</i>	<i>1827</i>	<i>343</i>	<i>1182</i>	<i>499</i>	<i>189</i>	<i>294</i>	<i>25</i>
<b>D18F:</b> Using smokeless tobacco several times per day																
1. Don't disapprove	16.9	23.8	10.1	18.6	15.8	15.7	19.6	18.7	12.1	14.0	30.4	11.2	17.4	24.9	29.6	53.8
2. Disapprove	22.0	22.8	20.7	21.4	20.1	22.8	21.6	19.8	25.2	22.2	21.6	18.4	22.7	27.8	28.9	25.8
3. Strongly disapprove	61.1	53.4	69.2	60.0	64.2	61.6	58.8	61.4	62.7	63.8	48.0	70.4	59.8	47.3	41.5	20.4
<i>Item 30420 Subject A12b</i>	<i>N 2216</i>	<i>1049</i>	<i>1086</i>	<i>1325</i>	<i>265</i>	<i>351</i>	<i>552</i>	<i>783</i>	<i>531</i>	<i>1823</i>	<i>341</i>	<i>1179</i>	<i>496</i>	<i>192</i>	<i>294</i>	<i>26</i>
<b>D18G:</b> Trying marijuana once or twice																
1. Don't disapprove	45.1	50.3	40.1	45.6	40.5	50.2	43.1	43.3	46.6	44.7	45.6	24.6	66.5	62.8	74.8	91.9
2. Disapprove	22.8	22.2	23.8	23.4	23.1	25.4	20.0	22.4	24.4	22.8	23.1	26.3	20.5	20.0	15.6	8.1
3. Strongly disapprove	32.1	27.6	36.1	31.0	36.4	24.4	37.0	34.3	29.0	32.5	31.3	49.1	13.0	17.2	9.6	-
<i>Item 11480 Subject A12b</i>	<i>N 2222</i>	<i>1054</i>	<i>1087</i>	<i>1328</i>	<i>265</i>	<i>352</i>	<i>550</i>	<i>787</i>	<i>532</i>	<i>1828</i>	<i>342</i>	<i>1182</i>	<i>499</i>	<i>192</i>	<i>294</i>	<i>26</i>
<b>D18H:</b> Smoking marijuana occasionally																
1. Don't disapprove	36.1	42.3	29.5	35.0	36.6	39.9	33.8	34.9	37.9	34.8	40.5	17.4	52.3	54.7	65.7	86.5
2. Disapprove	22.0	21.7	23.0	23.0	21.0	22.4	21.9	21.6	22.6	22.2	22.9	21.5	24.9	19.8	21.8	10.6
3. Strongly disapprove	41.8	36.0	47.5	42.0	42.4	37.8	44.4	43.4	39.5	43.0	36.6	61.1	22.7	25.5	12.5	2.9
<i>Item 11490 Subject A12b</i>	<i>N 2224</i>	<i>1055</i>	<i>1088</i>	<i>1329</i>	<i>265</i>	<i>352</i>	<i>552</i>	<i>788</i>	<i>532</i>	<i>1829</i>	<i>343</i>	<i>1183</i>	<i>499</i>	<i>192</i>	<i>294</i>	<i>26</i>
<b>D18I:</b> Smoking marijuana regularly																
1. Don't disapprove	24.6	31.0	18.0	22.8	29.6	25.5	23.2	23.5	27.3	22.6	34.6	10.3	33.5	36.6	53.0	81.2
2. Disapprove	23.3	24.1	22.4	23.9	22.0	24.2	22.4	24.8	21.2	23.5	21.1	20.5	29.3	24.7	23.0	15.8
3. Strongly disapprove	52.1	44.8	59.6	53.3	48.5	50.3	54.4	51.7	51.6	53.9	44.3	69.3	37.2	38.7	24.0	3.0
<i>Item 11500 Subject A12b</i>	<i>N 2220</i>	<i>1053</i>	<i>1086</i>	<i>1328</i>	<i>263</i>	<i>352</i>	<i>550</i>	<i>786</i>	<i>531</i>	<i>1826</i>	<i>343</i>	<i>1180</i>	<i>498</i>	<i>192</i>	<i>294</i>	<i>25</i>
<b>D18J:</b> Trying "crack" cocaine once or twice																
1. Don't disapprove	6.5	7.6	5.3	5.1	12.5	5.6	5.5	8.7	4.9	5.5	11.1	5.3	6.1	4.3	10.5	23.9
2. Disapprove	15.2	17.2	13.0	15.7	9.7	15.4	14.2	14.1	17.8	14.8	17.6	13.6	14.3	19.4	18.5	31.5
3. Strongly disapprove	78.3	75.3	81.7	79.2	77.9	79.0	80.3	77.2	77.3	79.8	71.2	81.2	79.6	76.3	71.0	44.6
<i>Item 23940 Subject A12b</i>	<i>N 2238</i>	<i>1061</i>	<i>1094</i>	<i>1332</i>	<i>271</i>	<i>348</i>	<i>558</i>	<i>794</i>	<i>539</i>	<i>1836</i>	<i>344</i>	<i>1184</i>	<i>506</i>	<i>193</i>	<i>295</i>	<i>26</i>
<b>D18K:</b> Taking "crack" cocaine occasionally																
1. Don't disapprove	5.3	6.1	4.3	4.0	10.3	5.0	4.0	7.1	4.2	4.3	9.6	4.6	4.1	3.6	8.7	18.8
2. Disapprove	11.7	13.0	9.9	11.4	9.9	9.6	10.9	11.7	14.0	11.2	14.7	10.9	9.9	14.2	13.0	36.7
3. Strongly disapprove	83.0	80.9	85.7	84.7	79.8	85.4	85.1	81.2	81.8	84.5	75.7	84.5	86.0	82.2	78.3	44.6
<i>Item 23950 Subject A12b</i>	<i>N 2234</i>	<i>1057</i>	<i>1094</i>	<i>1333</i>	<i>265</i>	<i>348</i>	<i>558</i>	<i>788</i>	<i>540</i>	<i>1831</i>	<i>345</i>	<i>1184</i>	<i>503</i>	<i>193</i>	<i>295</i>	<i>26</i>
<b>D18L:</b> Trying cocaine powder once or twice																
1. Don't disapprove	7.6	9.1	5.8	6.6	10.9	7.0	5.8	9.5	7.0	6.1	14.7	5.0	5.2	6.3	18.9	43.1
2. Disapprove	13.6	15.4	11.3	14.0	9.9	12.5	13.2	13.3	15.0	13.5	14.9	11.9	12.3	18.8	16.6	29.1
3. Strongly disapprove	78.8	75.5	82.8	79.4	79.3	80.5	80.9	77.1	77.9	80.5	70.4	83.1	82.5	74.9	64.6	27.8
<i>Item 23960 Subject A12b</i>	<i>N 2232</i>	<i>1056</i>	<i>1092</i>	<i>1331</i>	<i>265</i>	<i>348</i>	<i>557</i>	<i>788</i>	<i>540</i>	<i>1831</i>	<i>343</i>	<i>1185</i>	<i>502</i>	<i>193</i>	<i>293</i>	<i>26</i>



## DESCRIPTIVE RESULTS: 2011

249

QUESTIONNAIRE FORM 6 2011	TOTAL	SEX		RACE		REGION				COLLEGE PLANS?		ILLICIT DRUG USE: LIFETIME				
		M	F	White	Black	NE	NC	S	W	Yes	No	None	Mari- juana Only	Few Pills	More Pills	Any Her- oin
<i>N (Weighted No. of Cases):</i>	2490	1171	1169	1422	315	431	583	910	565	1960	377	1274	557	215	331	27
<i>% of Weighted Total:</i>	100.0	47.0	47.0	57.1	12.6	17.3	23.4	36.5	22.7	78.7	15.1	51.2	22.4	8.6	13.3	1.1
<b>D18M:</b> Taking cocaine powder occasionally																
1. Don't disapprove	6.3	7.6	4.9	5.2	10.3	6.0	5.1	8.0	5.5	5.0	12.2	4.5	4.8	5.4	13.4	32.4
2. Disapprove	12.0	13.4	10.0	12.1	10.2	10.0	11.3	11.4	14.9	11.6	14.3	11.1	9.0	14.1	17.1	26.6
3. Strongly disapprove	81.7	79.0	85.1	82.7	79.5	84.0	83.6	80.6	79.7	83.3	73.5	84.4	86.2	80.5	69.5	41.1
<i>Item 23970 Subject A12b</i>	<i>N</i> 2224	1056	1084	1327	264	346	556	786	536	1822	344	1180	502	190	293	26
<b>D18N:</b> Taking one or two drinks nearly every day																
1. Don't disapprove	25.6	31.0	19.5	26.6	25.9	24.0	27.8	26.3	23.4	22.9	39.2	16.8	27.3	34.4	48.5	62.8
2. Disapprove	29.4	29.1	29.8	31.1	21.8	29.4	28.5	28.5	31.8	30.4	24.3	26.9	32.7	36.5	28.8	27.2
3. Strongly disapprove	44.9	39.9	50.7	42.3	52.3	46.6	43.6	45.3	44.8	46.7	36.6	56.2	40.0	29.2	22.7	10.1
<i>Item 11530 Subject A12b</i>	<i>N</i> 2229	1056	1090	1331	263	349	558	785	537	1829	341	1182	501	193	294	26
<b>D18O:</b> Taking four or five drinks nearly every day																
1. Don't disapprove	14.5	18.2	10.5	14.4	17.5	14.4	16.3	14.4	12.9	12.1	26.4	9.1	12.7	19.4	32.1	51.4
2. Disapprove	22.0	25.2	18.0	22.5	19.6	18.0	22.0	23.9	21.7	22.4	20.2	17.0	26.1	30.0	26.8	35.5
3. Strongly disapprove	63.5	56.6	71.5	63.1	62.9	67.5	61.7	61.6	65.4	65.5	53.4	73.9	61.2	50.6	41.1	13.1
<i>Item 11540 Subject A12b</i>	<i>N</i> 2229	1057	1090	1329	264	347	557	787	538	1828	344	1184	501	192	293	26
<b>D18P:</b> Having five or more drinks once or twice each weekend																
1. Don't disapprove	33.3	36.9	29.0	35.2	28.9	34.3	36.4	31.7	31.9	31.9	39.5	18.7	41.0	52.8	62.2	78.0
2. Disapprove	20.7	19.8	21.8	21.1	20.0	16.6	20.8	21.3	22.5	21.2	18.9	20.3	22.0	21.8	20.1	12.0
3. Strongly disapprove	45.9	43.3	49.2	43.7	51.1	49.1	42.8	47.0	45.6	46.9	41.6	61.0	37.0	25.5	17.7	10.0
<i>Item 11550 Subject A12b</i>	<i>N</i> 2232	1058	1092	1332	264	348	556	788	540	1829	345	1184	502	193	295	26
<b>D18Q:</b> Driving a car after having 1-2 drinks																
1. Don't disapprove	14.5	17.1	11.1	13.7	18.0	15.0	14.4	15.9	12.3	13.0	21.9	8.7	14.4	18.0	32.9	32.2
2. Disapprove	26.3	28.5	24.2	29.3	17.0	23.5	29.2	23.9	28.4	26.0	24.9	22.0	28.1	31.0	34.1	47.0
3. Strongly disapprove	59.2	54.5	64.6	57.0	65.0	61.5	56.4	60.2	59.4	61.0	53.2	69.3	57.5	51.0	33.0	20.8
<i>Item 11551 Subject A12b</i>	<i>N</i> 2234	1058	1094	1334	264	348	558	788	540	1831	345	1185	503	193	295	26
<b>D18R:</b> Driving a car after having 5 or more drinks																
1. Don't disapprove	5.9	7.1	4.6	4.6	11.3	6.6	4.2	7.8	4.5	4.6	11.6	4.7	5.0	3.7	10.9	19.2
2. Disapprove	12.4	15.2	9.3	12.4	11.9	9.9	13.3	13.1	12.3	12.0	14.3	8.6	15.4	16.1	17.8	23.0
3. Strongly disapprove	81.6	77.7	86.1	83.0	76.7	83.6	82.5	79.1	83.1	83.4	74.1	86.7	79.6	80.2	71.3	57.8
<i>Item 11552 Subject A12b</i>	<i>N</i> 2229	1055	1092	1331	264	347	558	788	536	1829	343	1179	503	194	295	26
<b>D19:</b> How many of your friends would you estimate . . .																
<b>D19A:</b> Smoke cigarettes?																
1. None	29.5	26.2	32.6	27.0	49.8	28.6	27.0	31.4	29.8	30.4	24.1	39.9	19.6	18.1	11.5	7.5
2. A few	38.2	38.3	38.1	38.7	25.6	39.4	38.8	35.4	41.0	38.9	35.1	40.6	41.0	33.9	30.0	17.6
3. Some	20.1	22.6	18.0	20.9	15.0	20.8	20.1	20.5	19.0	20.1	19.2	14.7	28.0	28.1	23.6	22.4
4. Most	11.0	11.5	10.6	12.7	8.2	9.7	12.8	11.5	9.1	9.5	19.7	4.1	10.5	18.6	32.7	42.4
5. All	1.3	1.4	0.7	0.7	1.5	1.5	1.3	1.2	1.2	1.2	1.9	0.8	0.9	1.3	2.1	10.1
<i>Item 7070 Subject A02a</i>	<i>N</i> 2233	1058	1093	1333	264	347	556	792	538	1827	347	1187	502	193	293	26
<b>D19B:</b> Smoke marijuana or hashish?																
1. None	26.8	22.5	30.5	27.9	31.2	20.5	31.3	30.0	21.8	26.1	30.0	42.1	9.6	13.0	6.1	-
2. A few	25.9	26.3	26.1	26.8	22.2	30.8	25.7	23.7	26.0	27.3	19.7	30.2	23.8	23.8	13.7	12.2
3. Some	23.0	26.1	20.3	23.4	19.4	19.8	23.3	23.2	24.6	22.9	20.5	19.6	30.7	27.9	22.9	9.7
4. Most	20.2	20.3	19.8	19.1	20.5	22.3	18.0	18.7	23.3	19.8	24.7	6.9	31.1	27.9	46.8	57.4
5. All	4.1	4.8	3.3	2.9	6.7	6.6	1.7	4.4	4.3	3.9	5.0	1.1	4.8	7.3	10.5	20.7
<i>Item 7080 Subject A02a</i>	<i>N</i> 2233	1058	1093	1332	265	347	556	791	539	1829	346	1185	502	193	294	26



QUESTIONNAIRE FORM 6 2011	TOTAL	SEX		RACE		REGION				COLLEGE PLANS?		ILLICIT DRUG USE: LIFETIME				
		M	F	White	Black	NE	NC	S	W	Yes	No	None	Mari- juana Only	Few Pills	More Pills	Any Her- oin
<i>N (Weighted No. of Cases):</i>	2490	1171	1169	1422	315	431	583	910	565	1960	377	1274	557	215	331	27
<i>% of Weighted Total:</i>	100.0	47.0	47.0	57.1	12.6	17.3	23.4	36.5	22.7	78.7	15.1	51.2	22.4	8.6	13.3	1.1
<b>D19C:</b> Take "crack" cocaine?																
1. None	86.4	85.7	86.9	87.8	92.0	89.1	88.2	87.0	82.0	87.5	82.3	89.3	89.3	80.1	79.2	42.3
2. A few	9.7	9.3	10.1	8.8	5.0	5.9	9.4	9.3	13.1	9.4	10.0	7.6	7.4	15.1	15.5	31.1
3. Some	2.5	2.9	2.4	2.2	2.6	2.6	1.3	2.8	3.3	1.9	5.4	2.4	2.2	3.2	2.7	5.3
4. Most	0.5	0.6	0.4	0.6	-	1.1	0.2	0.1	1.0	0.4	0.8	0.4	0.1	0.2	1.3	6.1
5. All	0.9	1.4	0.3	0.6	0.4	1.3	0.9	0.7	0.7	0.8	1.4	0.3	0.9	1.3	1.3	15.2
<i>Item 7151 Subject A02a</i>	<i>N</i> 2224	1056	1085	1329	265	344	554	788	538	1822	345	1178	500	193	294	26
<b>D19D:</b> Take cocaine in powder form?																
1. None	84.1	80.9	86.7	84.5	94.4	85.2	86.3	85.0	79.8	84.9	80.9	90.5	88.0	76.1	61.3	36.2
2. A few	11.7	14.0	9.8	11.5	3.5	10.0	10.2	11.0	15.4	11.5	12.3	6.8	8.9	20.1	28.6	42.5
3. Some	2.6	2.5	2.8	2.6	1.2	2.0	2.2	2.7	3.1	2.1	4.2	1.8	1.7	1.9	7.2	-
4. Most	0.7	1.1	0.4	0.8	0.5	1.4	0.5	0.4	0.9	0.6	1.2	0.6	0.5	0.5	1.1	8.7
5. All	0.9	1.5	0.3	0.7	0.4	1.3	0.8	0.9	0.8	0.9	1.4	0.3	0.9	1.3	1.7	12.7
<i>Item 23990 Subject A02a</i>	<i>N</i> 2223	1056	1085	1331	262	342	556	788	538	1821	345	1178	502	193	292	26
<b>D19E:</b> Use inhalants (sniff glue, aerosols, laughing gas, etc.)?																
1. None	84.4	83.5	85.0	83.7	91.2	87.3	85.2	84.5	81.5	84.5	83.7	87.4	88.7	73.6	75.5	39.3
2. A few	11.3	10.7	12.0	12.0	6.4	9.4	10.9	11.6	12.6	11.5	10.2	9.2	7.9	18.7	19.0	35.6
3. Some	2.9	3.6	2.4	3.0	1.4	1.3	2.9	2.7	4.1	2.7	4.3	2.7	2.3	5.2	2.6	9.3
4. Most	0.4	0.7	0.1	0.6	-	0.5	0.2	0.2	0.9	0.4	0.8	0.3	0.3	0.2	0.2	8.7
5. All	1.0	1.5	0.5	0.7	1.1	1.6	0.8	1.0	0.9	1.0	1.1	0.3	0.8	2.3	2.7	7.2
<i>Item 7180 Subject A02a</i>	<i>N</i> 2226	1055	1089	1332	263	343	556	789	539	1825	345	1178	503	193	294	26
<b>D19F:</b> Take MDMA (ecstasy)?																
1. None	72.5	68.2	76.4	74.6	84.3	76.1	79.7	76.7	56.5	72.8	71.5	84.9	70.9	56.7	38.2	29.4
2. A few	18.1	19.8	16.2	17.7	7.6	17.2	15.2	14.7	26.6	18.2	16.7	10.8	21.2	28.4	34.9	35.4
3. Some	6.7	7.7	6.2	5.4	5.3	3.6	4.0	6.6	11.8	6.6	7.3	3.1	6.2	11.4	18.4	14.1
4. Most	1.8	2.7	1.0	1.8	1.8	1.7	0.8	1.0	4.3	1.7	2.8	0.8	0.6	3.1	6.4	13.9
5. All	0.9	1.5	0.2	0.5	1.1	1.5	0.3	1.0	0.8	0.8	1.6	0.3	1.1	0.4	2.1	7.2
<i>Item 23020 Subject A02a</i>	<i>N</i> 2226	1057	1086	1330	265	343	555	790	538	1823	345	1180	503	192	292	26
<b>D19G:</b> Take crystal meth ("ice")?																
1. None	91.1	89.3	92.5	92.1	93.6	93.0	92.1	90.7	89.2	91.7	89.3	93.1	93.2	89.0	85.0	44.7
2. A few	6.1	6.8	5.6	5.5	4.5	3.8	5.7	6.5	7.3	5.9	6.0	4.6	4.3	7.9	10.9	36.5
3. Some	1.6	1.8	1.5	1.3	0.7	1.4	1.1	1.7	1.9	1.4	1.9	1.5	1.1	1.5	2.4	2.9
4. Most	0.4	0.7	0.1	0.5	-	0.5	0.2	0.2	0.8	0.2	1.2	0.4	0.1	0.2	0.4	6.1
5. All	0.9	1.5	0.4	0.6	1.2	1.3	0.9	0.9	0.8	0.8	1.6	0.4	1.2	1.4	1.3	9.8
<i>Item 24500 Subject A02a</i>	<i>N</i> 2225	1056	1087	1331	264	343	554	789	539	1822	345	1179	503	192	292	26
<b>D19H:</b> Take steroids?																
1. None	84.0	79.6	87.8	83.4	92.1	84.2	84.5	83.6	84.1	83.9	85.1	85.8	87.0	79.5	76.5	61.8
2. A few	12.1	15.1	9.5	13.2	3.2	11.0	12.8	12.1	12.2	12.3	10.5	11.2	9.9	15.2	18.1	13.2
3. Some	2.7	3.2	2.4	2.4	3.2	2.4	1.9	3.2	3.0	2.7	2.6	2.4	2.3	3.0	3.8	9.2
4. Most	0.3	0.6	0.1	0.2	0.9	0.9	0.2	0.4	-	0.3	0.6	0.2	0.1	0.2	0.6	6.1
5. All	0.8	1.4	0.2	0.7	0.6	1.5	0.6	0.7	0.7	0.7	1.3	0.4	0.7	2.1	1.0	9.8
<i>Item 23030 Subject A02a</i>	<i>N</i> 2222	1053	1087	1326	264	342	555	786	539	1821	344	1179	503	190	292	26
Lately there has been some attention paid to certain drugs.																
<b>D20:</b> During the LAST 12 MONTHS, on how many occasions (if any) have you . . .																
<b>D20A:</b> . . . taken GHB ("liquid G," "grievous bodily harm")																
1. 0 occasions	98.9	98.5	99.3	98.9	98.6	97.6	99.1	98.9	99.3	99.0	98.5	100.0	100.0	99.1	95.7	68.7
2. 1-2	0.5	0.6	0.4	0.5	0.5	0.3	0.6	0.4	0.6	0.5	0.3	-	-	0.6	1.7	15.4
3. 3-5	0.3	0.1	0.3	0.3	0.3	0.5	0.3	0.2	0.1	0.2	0.2	-	-	-	1.2	2.6
4. 6-9	0.1	0.1	-	0.1	-	0.5	-	-	-	-	0.5	-	-	-	-	6.1
5. 10-19	0.1	0.1	-	-	0.2	0.2	-	0.1	-	*	0.3	-	-	-	0.2	-
6. 20-39	0.1	0.3	-	0.1	0.4	0.5	-	0.1	-	0.2	-	-	-	-	0.4	7.2
7. 40 or more	0.1	0.3	-	0.1	-	0.4	-	0.2	-	0.1	0.2	-	-	0.4	0.8	-
<i>Item 31050 Subject A01b</i>	<i>N</i> 2218	1056	1080	1325	267	339	555	788	536	1817	345	1179	501	193	286	26



# DESCRIPTIVE RESULTS: 2011

251

QUESTIONNAIRE FORM 6 2011	TOTAL	SEX		RACE		REGION				COLLEGE PLANS?		ILLICIT DRUG USE: LIFETIME				
		M	F	White	Black	NE	NC	S	W	Yes	No	None	Mari- juana Only	Few Pills	More Pills	Any Her- oin
<i>N (Weighted No. of Cases):</i>	2490	1171	1169	1422	315	431	583	910	565	1960	377	1274	557	215	331	27
<i>% of Weighted Total:</i>	100.0	47.0	47.0	57.1	12.6	17.3	23.4	36.5	22.7	78.7	15.1	51.2	22.4	8.6	13.3	1.1
<b>D20B: . . . taken ketamine ("special K," "super K")</b>																
1. 0 occasions	98.8	98.3	99.3	98.9	99.3	97.7	98.9	98.8	99.3	98.9	98.1	100.0	100.0	99.4	96.5	49.2
2. 1-2	0.6	0.7	0.5	0.5	-	0.3	0.8	0.5	0.7	0.6	0.7	-	-	-	1.5	32.4
3. 3-5	0.2	0.1	0.2	0.2	0.3	0.5	0.1	0.3	-	0.1	0.2	-	-	0.3	0.6	5.2
4. 6-9	0.1	0.1	-	0.1	-	0.5	-	0.1	-	-	0.7	-	-	-	-	6.1
5. 10-19	*	0.1	-	-	0.3	-	0.1	-	-	*	-	-	-	-	0.2	-
6. 20-39	*	0.1	-	-	0.2	0.2	-	-	-	*	-	-	-	-	0.2	-
7. 40 or more	0.2	0.5	-	0.3	-	1.0	-	0.3	-	0.3	0.2	-	-	0.4	1.0	7.2
<i>Item 31060 Subject A01b</i>	<i>N</i> 2213	1053	1078	1324	264	339	554	784	536	1815	343	1177	500	193	283	26
<b>D20C: . . . smoked kreteks (clove cigarettes)</b>																
1. 0 occasions	97.1	96.5	97.8	96.9	97.4	96.0	98.2	96.9	96.8	97.3	95.9	99.7	95.8	94.3	94.5	58.1
2. 1-2	1.4	1.3	1.3	1.5	2.0	0.7	1.1	2.0	1.4	1.3	2.0	0.3	2.3	3.0	2.5	10.1
3. 3-5	0.8	0.9	0.6	0.8	-	2.0	0.3	0.5	0.8	0.5	1.8	*	1.0	1.5	0.8	19.3
4. 6-9	0.3	0.6	-	0.2	0.6	0.2	0.3	0.1	0.5	0.3	-	-	0.3	0.7	0.6	2.4
5. 10-19	0.1	0.2	*	0.1	-	-	0.1	-	0.2	0.1	-	-	0.1	0.1	0.3	-
6. 20-39	0.1	-	0.1	0.1	-	-	-	-	0.3	-	-	-	0.3	-	-	-
7. 40 or more	0.4	0.6	0.2	0.4	-	1.1	-	0.5	-	0.4	0.2	-	0.1	0.4	1.3	10.1
<i>Item 31150 Subject A01b</i>	<i>N</i> 2215	1056	1079	1326	265	338	555	785	537	1815	342	1177	499	194	287	26
<b>D20D: . . . taken "andro" (androstenedione, nonprescription steroid)</b>																
1. 0 occasions	99.0	98.1	99.9	99.1	98.6	98.1	99.8	98.4	99.8	99.1	98.8	99.8	99.6	98.2	97.9	78.0
2. 1-2	0.4	0.7	-	0.5	0.5	0.2	0.1	0.8	-	0.3	0.7	0.1	0.1	1.4	0.2	9.5
3. 3-5	0.1	0.3	-	-	0.7	-	0.1	0.1	0.2	0.2	-	-	-	-	0.6	2.4
4. 6-9	0.2	0.3	-	0.2	-	0.6	-	0.2	-	0.1	0.2	0.1	0.3	-	-	-
5. 10-19	*	0.1	-	-	-	-	-	0.1	-	*	-	-	-	-	0.2	-
6. 20-39	*	0.1	-	-	0.2	0.2	-	-	-	*	-	-	-	-	0.2	-
7. 40 or more	0.3	0.5	0.1	0.2	-	1.0	-	0.3	-	0.3	0.2	-	-	0.4	0.8	10.1
<i>Item 31160 Subject A01b</i>	<i>N</i> 2211	1053	1079	1326	263	338	554	781	537	1812	342	1172	498	194	287	26
<b>D20E: . . . taken creatine (amino acid used to build muscle)</b>																
1. 0 occasions	91.1	83.3	99.1	88.8	96.7	90.8	88.6	92.0	92.5	91.4	89.9	94.8	90.3	90.9	79.8	64.8
2. 1-2	2.4	3.8	0.7	3.0	1.6	1.0	4.5	2.2	1.6	2.2	3.4	1.7	2.9	2.2	4.4	6.9
3. 3-5	1.4	2.7	-	1.6	0.3	1.7	1.4	1.4	1.2	1.3	1.0	0.8	1.7	1.8	2.2	5.0
4. 6-9	0.7	1.4	0.1	1.0	-	0.5	0.8	0.9	0.5	0.6	1.2	0.4	1.3	0.1	1.4	-
5. 10-19	1.2	2.4	0.1	1.4	1.1	0.8	1.8	1.0	1.1	1.2	1.3	0.7	0.7	0.9	4.5	-
6. 20-39	0.8	1.7	0.1	1.0	0.4	1.1	0.4	1.0	0.9	1.0	0.4	0.5	1.4	0.6	1.4	2.6
7. 40 or more	2.4	4.6	0.1	3.1	-	4.2	2.6	1.6	2.1	2.3	2.8	1.1	1.7	3.5	6.4	20.7
<i>Item 31170 Subject A01b</i>	<i>N</i> 2203	1050	1073	1321	264	338	551	777	536	1804	341	1172	494	194	285	26
<b>D20F: . . . taken Ritalin (without a doctor's orders)</b>																
1. 0 occasions	97.2	96.9	97.8	97.1	98.7	97.9	96.7	97.0	97.6	97.2	97.2	100.0	100.0	98.7	83.5	59.6
2. 1-2	1.3	1.2	1.2	1.4	0.8	0.7	1.5	1.5	1.3	1.3	1.7	-	-	1.0	8.2	17.6
3. 3-5	0.7	1.0	0.5	0.7	-	0.3	0.9	0.9	0.7	0.8	0.6	-	-	-	4.3	10.2
4. 6-9	0.2	0.2	0.2	0.3	-	-	0.2	0.3	0.2	0.3	-	-	-	-	1.4	2.6
5. 10-19	0.1	-	0.2	0.2	-	-	0.1	-	0.3	0.1	-	-	-	-	0.7	-
6. 20-39	0.1	0.2	-	0.1	0.3	-	0.3	-	-	*	0.3	-	-	-	0.6	-
7. 40 or more	0.3	0.6	0.1	0.2	0.2	1.1	0.2	0.3	-	0.3	0.2	-	-	0.4	1.3	10.1
<i>Item 31180 Subject A01b</i>	<i>N</i> 2200	1048	1071	1319	263	337	551	776	535	1804	339	1171	494	194	283	26
<b>D20G: . . . taken Adderall (without a doctor's orders)</b>																
1. 0 occasions	93.9	92.7	95.2	92.6	98.1	94.2	91.9	94.5	94.8	94.1	91.8	100.0	100.0	90.0	65.5	44.6
2. 1-2	3.0	3.4	2.6	4.1	0.5	0.5	4.5	3.1	2.8	3.1	3.0	-	-	9.4	14.2	23.0
3. 3-5	1.0	1.1	0.6	0.7	0.9	0.4	0.3	1.3	1.8	0.9	1.4	-	-	-	7.2	4.2
4. 6-9	0.9	1.1	0.8	1.2	-	1.8	1.5	0.5	0.3	0.8	1.7	-	-	-	5.9	9.4
5. 10-19	0.4	0.3	0.5	0.6	-	0.5	0.8	0.2	0.3	0.4	0.6	-	-	-	3.3	-
6. 20-39	0.1	0.2	*	0.1	-	0.2	0.4	-	-	0.1	0.2	-	-	0.2	0.5	2.6
7. 40 or more	0.7	1.1	0.3	0.8	0.5	2.3	0.6	0.4	-	0.6	1.3	-	-	0.4	3.4	16.2
<i>Item 32450 Subject A01b</i>	<i>N</i> 2205	1053	1071	1326	260	336	555	778	536	1808	340	1175	492	194	287	26

\*=less than .05 percent.



QUESTIONNAIRE FORM 6 2011	TOTAL	SEX		RACE		REGION				COLLEGE PLANS?		ILLCIT DRUG USE: LIFETIME				
		M	F	White	Black	NE	NC	S	W	Yes	No	None	Mari- juana Only	Few Pills	More Pills	Any Her- oin
<i>N (Weighted No. of Cases):</i>	2490	1171	1169	1422	315	431	583	910	565	1960	377	1274	557	215	331	27
<i>% of Weighted Total:</i>	100.0	47.0	47.0	57.1	12.6	17.3	23.4	36.5	22.7	78.7	15.1	51.2	22.4	8.6	13.3	1.1
<b>D20H:</b> . . . taken OxyContin (without a doctor's orders)																
1. 0 occasions	95.1	94.0	96.3	94.2	97.4	94.2	94.6	95.4	95.8	96.1	89.9	100.0	100.0	95.1	73.3	26.3
2. 1-2	2.3	2.7	1.6	2.7	1.3	1.6	2.6	2.2	2.6	1.6	5.8	-	-	4.3	12.0	19.7
3. 3-5	1.4	1.5	1.3	1.7	-	1.3	2.2	1.2	0.9	1.2	2.6	-	-	-	7.7	31.0
4. 6-9	0.4	0.7	0.2	0.5	0.4	0.9	0.4	0.2	0.4	0.3	1.1	-	-	0.1	3.0	-
5. 10-19	0.3	0.2	0.2	0.2	0.7	-	0.1	0.6	0.1	0.3	-	-	-	-	1.6	4.2
6. 20-39	0.1	0.2	0.1	0.2	-	-	0.1	0.1	0.3	0.2	-	-	-	-	0.8	2.6
7. 40 or more	0.4	0.7	0.2	0.5	0.2	2.1	-	0.3	-	0.4	0.7	-	-	0.4	1.5	16.2
<i>Item 31310 Subject A01b</i>	<i>N</i> 2202	1051	1069	1322	262	335	554	779	533	1804	341	1174	492	194	284	26
<b>D20I:</b> . . . taken Vicodin (without a doctor's orders)																
1. 0 occasions	92.5	91.3	94.0	91.2	96.8	93.6	90.8	94.8	90.3	93.4	87.5	100.0	100.0	84.5	60.3	34.6
2. 1-2	3.5	3.1	3.4	3.6	1.6	1.5	4.0	2.8	5.3	3.0	6.2	-	-	13.1	14.2	33.7
3. 3-5	1.7	2.5	1.0	2.1	1.0	0.6	2.3	1.4	2.4	1.5	3.4	-	-	1.6	11.0	9.4
4. 6-9	1.2	1.4	1.2	1.8	-	1.3	1.9	0.5	1.6	1.2	1.5	-	-	0.4	8.6	3.5
5. 10-19	0.4	0.8	-	0.4	0.4	0.2	0.9	0.1	0.2	0.3	0.7	-	-	-	2.8	-
6. 20-39	0.1	0.1	0.2	0.2	-	0.5	0.1	-	0.1	0.2	-	-	-	-	0.8	2.6
7. 40 or more	0.5	0.9	0.2	0.6	0.2	2.3	-	0.5	-	0.5	0.7	-	-	0.4	2.3	16.2
<i>Item 31320 Subject A01b</i>	<i>N</i> 2196	1048	1069	1319	260	335	554	775	533	1802	338	1170	491	193	284	26
<b>D20J:</b> . . . taken Rohypnol ("roopies," "roofies")																
1. 0 occasions	98.8	98.1	99.5	99.1	98.5	98.1	99.4	98.5	99.0	98.8	98.5	100.0	100.0	97.5	96.3	67.2
2. 1-2	0.5	0.6	0.3	0.2	0.5	0.3	0.3	0.7	0.5	0.3	1.2	-	-	-	1.3	20.3
3. 3-5	0.1	0.2	-	-	0.4	-	-	0.1	0.1	0.1	-	-	-	-	0.4	-
4. 6-9	0.2	0.4	-	0.3	-	-	-	0.3	0.4	0.3	-	-	-	2.1	-	2.4
5. 10-19	*	0.1	-	-	0.3	-	0.1	-	-	*	-	-	-	-	0.2	-
6. 20-39	*	-	0.1	-	-	-	-	0.1	-	*	-	-	-	-	-	2.9
7. 40 or more	0.3	0.6	0.1	0.4	0.2	1.6	0.1	0.2	-	0.4	0.2	-	-	0.4	1.8	7.2
<i>Item 29785 Subject A01b</i>	<i>N</i> 2196	1049	1067	1319	259	334	554	772	536	1800	339	1171	491	192	284	26
<b>D20K:</b> . . . taken a non-prescription cough or cold medicine (robos, DXM, etc.) to get high																
1. 0 occasions	94.9	94.0	96.0	94.3	96.4	94.6	94.2	94.4	96.6	95.3	92.7	98.8	98.1	90.8	80.4	51.7
2. 1-2	2.4	2.9	1.7	2.9	1.3	2.2	3.0	2.8	1.5	2.2	3.7	0.6	0.6	6.1	9.0	17.4
3. 3-5	1.3	1.4	1.3	1.3	1.2	0.7	1.8	1.5	0.9	1.2	2.3	0.5	0.7	1.4	5.3	5.2
4. 6-9	0.6	0.6	0.5	0.8	0.4	0.4	0.6	0.7	0.4	0.6	0.3	0.1	0.6	1.3	1.8	4.2
5. 10-19	0.2	0.1	0.4	0.2	-	0.5	0.3	0.1	0.3	0.2	0.2	0.1	-	-	1.1	5.6
6. 20-39	0.1	0.2	0.1	0.1	0.4	-	0.1	0.2	0.1	0.2	-	-	-	-	0.9	2.6
7. 40 or more	0.4	0.8	-	0.4	0.2	1.6	-	0.2	0.3	0.3	0.7	-	-	0.4	1.5	13.3
<i>Item 31670 Subject A01b</i>	<i>N</i> 2202	1051	1070	1322	261	335	555	776	536	1805	339	1174	491	194	285	26
<b>D20L:</b> . . . taken Salvia																
1. 0 occasions	93.5	89.7	97.1	93.5	96.8	91.9	96.8	94.1	90.1	94.7	86.7	99.5	94.7	86.7	76.5	37.5
2. 1-2	4.0	5.8	2.2	3.9	2.2	2.7	2.6	4.1	6.2	3.2	8.6	0.2	4.6	9.4	13.9	13.6
3. 3-5	1.4	2.3	0.6	1.6	-	3.8	0.4	0.7	1.9	1.3	2.2	0.2	0.4	3.1	4.2	30.3
4. 6-9	0.3	0.6	0.1	0.2	0.4	-	0.1	0.4	0.6	0.3	0.8	0.1	-	-	1.9	5.3
5. 10-19	0.3	0.6	-	0.4	0.3	-	0.1	0.2	0.8	0.2	0.7	-	-	0.4	1.9	-
6. 20-39	*	0.1	-	0.1	-	-	-	0.1	-	*	-	-	0.2	-	-	-
7. 40 or more	0.5	0.9	-	0.4	0.2	1.6	-	0.4	0.3	0.4	1.0	-	0.1	0.4	1.6	13.3
<i>Item 32500 Subject A01b</i>	<i>N</i> 2194	1047	1067	1321	256	334	555	771	534	1797	339	1168	491	192	285	26
<b>D20M:</b> . . . taken Provigil, a prescription stay-awake drug (without a doctor's orders)																
1. 0 occasions	98.5	98.1	98.9	98.4	98.2	96.7	98.6	98.6	99.2	98.6	97.7	99.9	99.7	99.1	93.7	65.6
2. 1-2	0.6	0.6	0.4	0.6	0.6	0.7	1.0	0.5	0.3	0.5	0.9	*	0.1	0.4	2.0	14.8
3. 3-5	0.5	0.5	0.4	0.5	1.0	0.7	0.4	0.7	0.1	0.5	0.4	0.1	0.2	0.1	2.6	2.9
4. 6-9	0.1	0.1	0.1	0.1	-	0.3	-	-	0.2	0.1	0.2	-	-	-	0.2	3.5
5. 10-19	0.1	-	0.1	0.1	-	-	-	-	0.3	0.1	-	-	-	-	0.5	-
6. 20-39	-	-	-	-	-	-	-	-	-	-	-	-	-	-	-	-
7. 40 or more	0.3	0.7	-	0.4	0.2	1.6	-	0.2	-	0.3	0.7	-	-	0.4	1.0	13.3
<i>Item 32510 Subject A01b</i>	<i>N</i> 2195	1048	1065	1319	260	332	550	778	535	1799	339	1173	490	191	282	26



QUESTIONNAIRE FORM 6 2011	TOTAL	SEX		RACE		REGION				COLLEGE PLANS?		ILLICIT DRUG USE: LIFETIME				
		M	F	White	Black	NE	NC	S	W	Yes	No	None	Mari- juana Only	Few Pills	More Pills	Any Her- oin
<i>N (Weighted No. of Cases):</i>	2490	1171	1169	1422	315	431	583	910	565	1960	377	1274	557	215	331	27
<i>% of Weighted Total:</i>	100.0	47.0	47.0	57.1	12.6	17.3	23.4	36.5	22.7	78.7	15.1	51.2	22.4	8.6	13.3	1.1
<b>D20N:</b> . . . taken "synthetic marijuana" ("K2," "Spice") to get high																
1. 0 occasions	89.2	85.2	93.1	86.5	96.1	88.3	88.3	89.4	90.5	90.1	84.3	99.6	89.9	75.5	58.6	42.0
2. 1-2	4.9	6.5	3.3	6.1	1.2	5.4	6.3	4.2	4.2	4.7	5.1	0.1	5.7	13.5	15.6	17.8
3. 3-5	2.0	2.4	1.7	2.6	0.4	2.2	1.4	2.7	1.6	1.8	3.6	-	1.6	6.1	7.3	13.3
4. 6-9	1.5	2.0	1.1	1.8	1.5	1.4	1.3	1.9	1.2	1.4	2.2	0.2	1.6	2.2	5.7	6.9
5. 10-19	0.7	1.1	0.2	0.8	0.3	-	0.9	0.8	1.1	0.7	1.1	-	0.6	0.8	3.8	5.2
6. 20-39	0.5	0.8	0.2	0.7	0.3	0.7	0.2	0.4	0.7	0.3	1.3	-	0.1	-	3.1	3.5
7. 40 or more	1.2	2.1	0.4	1.6	0.2	2.0	1.6	0.8	0.8	1.0	2.5	-	0.4	1.9	6.0	11.4
<i>Item 32700 Subject A01b</i>	<i>N</i> 2192	1045	1066	1316	260	333	554	775	528	1799	336	1170	491	192	280	26
<b>D20O:</b> . . . had an alcoholic beverage containing caffeine (like Four Loko or Joose)																
1. 0 occasions	73.8	72.7	74.9	72.3	82.6	69.7	74.0	76.0	73.1	74.0	72.7	90.3	67.8	50.8	37.0	17.9
2. 1-2	11.3	11.1	11.5	11.4	9.1	11.8	12.2	10.7	11.0	11.9	7.7	6.8	16.2	23.1	13.7	14.3
3. 3-5	6.4	6.2	6.6	6.8	3.4	6.0	6.7	6.5	6.2	6.6	5.7	1.9	8.0	14.2	16.4	9.3
4. 6-9	3.5	3.9	3.1	3.7	2.3	5.9	2.7	2.8	3.7	3.2	5.2	0.6	3.7	7.1	11.1	20.8
5. 10-19	2.4	3.2	1.7	2.8	1.1	2.4	2.7	1.8	3.0	2.2	3.6	0.3	2.1	3.0	9.9	9.1
6. 20-39	1.1	1.3	1.0	1.5	0.4	2.0	0.4	1.2	1.2	0.9	2.6	0.1	1.0	1.0	4.9	12.8
7. 40 or more	1.5	1.7	1.1	1.5	1.0	2.1	1.3	1.0	1.8	1.3	2.6	0.1	1.2	0.8	7.0	15.9
<i>Item 32690 Subject A01b</i>	<i>N</i> 2198	1050	1069	1325	261	333	554	777	533	1801	341	1169	491	194	286	26



Page 254 is blank.



# Questionnaire Items, 1976–2011

## Introduction to the Indexing Conventions

Beginning with the 1982 volume, the cross-time index of question locations is organized first by subject area (see Table 4 for a complete listing). Within each subject area, questions are listed in numerical sequence according to item reference number, which is the unique numerical identifier assigned to each question in the study.

The Question Index may be used in two major ways:

1. **Locating a Question across Years.** Having located a question of interest in the Descriptive Results section, the reader may determine in what other years that same question has appeared by simply looking it up by subject area and item reference number. The index will show all years in which that item has appeared and also its location each year (by questionnaire form, section, and item number). All items will retain their unique reference numbers in future years as well and, thus, may be located in exactly the same way in subsequent volumes in this series. The 1975 index entries are not included in this volume but may be found in any volume prior to the 1997 volume.

**Example:** A reader interested in a particular item about the nation finding technological solutions to problems would note that it has been classified under subject area I01 ("Expectations concerning societal change") and that it has been assigned item reference number 10940. The index entry for item 10940 shows that this item has appeared in Section D of questionnaire Form 4 in all annual surveys in the series. Its question number was D03c in 1976–81, D10c in 1982–2004, and D12c thereafter.

2. **Locating Questions by Subject Area.** Given an interest in some particular subject area, one can quickly scan the index to locate all questions dealing with that area. Table 4 lists all the subject areas into which items are classified, along with the alphanumeric code assigned to each area.

**Example:** A reader interested in items dealing with religion should first locate the relevant code in Table 4: Code G, "Religion." The second step is to scan that section of the item index, noting for every item its item reference number and page location in this volume. The reader may or may not find the abbreviated description of the item (given in the third column of the index and further described below) helpful in deciding whether to look up a particular item in the Descriptive Results section. Some of these descriptions are rather clear as to their meaning, but others are less so.

## Definitions of Column Headings

The definitions of column headings, and the conventions used for the entries in each column, are given below under the number indicated in the following key.

① **Item Reference Number.** A unique identification number is assigned to each question for the duration of this research and reporting series. It appears below that question in the Descriptive Results section, as well as in this index and the indices of all other volumes in this series.

② **Page Location.** The second column of the Question Index gives the page number of the present volume on which a verbatim statement of the question may be found along with this year's descriptive results. For drug use questions

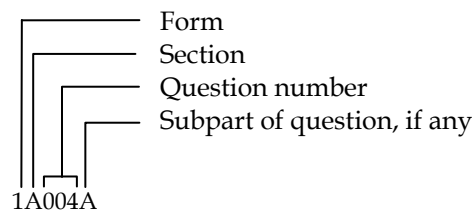


appearing in the combined Forms 1–6 section, the page number given for the Form 1 question is the location of the question in Form 1 only. The page number given for the Form 2–6 question is the location of the question in the combined Forms 1–6 section. Table 3 in the Introduction to this volume lists all drug use questions by the form(s) in which they appear.

③ **Item Description (Abbreviated).** This is a brief mnemonic description—up to 16 characters in length—that attempts to characterize the content of the question. Originally developed for question identification on OSIRIS computer files, it may in many cases allow one to determine the relevance of the question to one's own interest and thus reduce the number of irrelevant questions that must be looked up in the Descriptive Results section.

④ **Questionnaire Location by Year.** An entry is provided for every year in which an item appeared in one of the study's questionnaire forms. The six (or fewer) characters constituting the entry indicate the form in which the question appeared, the section of that form, and the question number. Take as an example the questionnaire

location 1A004A. This location code indicates that the question appeared in Form 1, Section A and was labeled as question 4a.



Occasionally an entry will be followed by an asterisk (\*). This indicates that there was a change (usually minor) in the wording of the question and/or the answer alternatives in that year.

⑤ **Subject Area.** Table 4 shows the subject content areas that have been distinguished here and gives the alphanumeric code assigned to each of them. Every question item in the index has been classified into (and listed under) one or more of the subject areas, and the index (beginning with the 1982 volume) has been organized by subject area.



1

2

3

4

Item Ref. No.	Page Loc. in Vol.	ITEM DESCRIPTION (ABBREVIATED)	QUESTIONNAIRE LOCATION															
			BY YEAR															
			(FORM, SECTION, AND QUESTION NUMBER)															
			1976	1977	1978	1979	1980	1981	1982	1983	1984	1985	1986	1987	1988			
<b>A01a: DRUGS. Number of uses in lifetime</b>																		
00760	53	EVR SMK CIG,REG	1B001	1B001	1B001	1B001	1B001	1B001	1B001	1B001	1B001	1B001	1B001	1B001	1B001			
00760	29	EVR SMK CIG,REGL	2B01	2B01	2B01	2B01	2B01	2B01	2B01	2B01	2B01	2B01	2B01	2B01	2B01			
00760	29	EVR SMK CIG,REGL	3B01	3B01	3B01	3B01	3B01	3B01	3B01	3B01	3B01	3B01	3B01	3B01	3B01			
00760	29	EVR SMK CIG,REGL	4B01	4B01	4B01	4B01	4B01	4B01	4B01	4B01	4B01	4B01	4B01	4B01	4B01			
00760	29	EVR SMK CIG,REGL	5B01	5B01	5B01	5B01	5B01	5B01	5B01	5B01	5B01	5B01	5B01	5B01	5B01			
00760	29	EVR SMK CIG,REGL																
00790	29	EVER DRINK	2B03	2B03	2B03	2B03	2B03	2B03	2B03	2B03	2B03	2B03	2B03	2B03	2B03*			
00790	29	EVER DRINK	3B03	3B03	3B03	3B03	3B03	3B03	3B03	3B03	3B03	3B03	3B03	3B03	3B03*			
00790	29	EVER DRINK	4B03	4B03	4B03	4B03	4B03	4B03	4B03	4B03	4B03	4B03	4B03	4B03	4B03*			
00790	29	EVER DRINK	5B03	5B03	5B03	5B03	5B03	5B03	5B03	5B03	5B03	5B03	5B03	5B03	5B03*			
00790	29	EVER DRINK																
00810	55	#X DRNK/LIFETIM	1B007A	1B007A	1B007A	1B007A	1B007A	1B007A	1B007A	1B007A	1B007A	1B007A	1B007A	1B007A	1B007A			
00810	30	#X DRNK/LIFETIME	2B04A	2B04A	2B04A	2B04A	2B04A	2B04A	2B04A	2B04A	2B04A	2B04A	2B04A	2B04A	2B04A			
00810	30	#X DRNK/LIFETIME	3B04A	3B04A	3B04A	3B04A	3B04A	3B04A	3B04A	3B04A	3B04A	3B04A	3B04A	3B04A	3B04A			
00810	30	#X DRNK/LIFETIME	4B04A	4B04A	4B04A	4B04A	4B04A	4B04A	4B04A	4B04A	4B04A	4B04A	4B04A	4B04A	4B04A			
00810	30	#X DRNK/LIFETIME	5B04A	5B04A	5B04A	5B04A	5B04A	5B04A	5B04A	5B04A	5B04A	5B04A	5B04A	5B04A	5B04A			
00810	30	#X DRNK/LIFETIME																
00860	31	#XMJ+HS/LIFETIME	2B07A	2B07A	2B07A	2B07A	2B07A	2B07A	2B07A	2B07A	2B07A	2B07A	2B07A	2B07A	2B07A			
00860	31	#XMJ+HS/LIFETIME	3B07A	3B07A	3B07A	3B07A	3B07A	3B07A	3B07A	3B07A	3B07A	3B07A	3B07A	3B07A	3B07A			
00860	31	#XMJ+HS/LIFETIME	4B07A	4B07A	4B07A	4B07A	4B07A	4B07A	4B07A	4B07A	4B07A	4B07A	4B07A	4B07A	4B07A			
00860	31	#XMJ+HS/LIFETIME	5B07A	5B07A	5B07A	5B07A	5B07A	5B07A	5B07A	5B07A	5B07A	5B07A	5B07A	5B07A	5B07A			
00860	31	#XMJ+HS/LIFETIME																
00890	64	#X LSD/LIFETIME	1B029A	1B029A	1B029A	1B029A	1B029A	1B029A	1B033A	1B033A	1B033A	1B033A	1B033A	1B033A	1B033A			
00890	32	#X LSD/LIFETIME	2B08A	2B08A	2B08A	2B08A	2B08A	2B08A	2B08A	2B08A	2B08A	2B08A	2B08A	2B08A	2B08A			
00890	32	#X LSD/LIFETIME	3B08A	3B08A	3B08A	3B08A	3B08A	3B08A	3B08A	3B08A	3B08A	3B08A	3B08A	3B08A	3B08A			
00890	32	#X LSD/LIFETIME	4B08A	4B08A	4B08A	4B08A	4B08A	4B08A	4B08A	4B08A	4B08A	4B08A	4B08A	4B08A	4B08A			
00890	32	#X LSD/LIFETIME	5B08A	5B08A	5B08A	5B08A	5B08A	5B08A	5B08A	5B08A	5B08A	5B08A	5B08A	5B08A	5B08A			
00890	32	#X LSD/LIFETIME																
00920	67	#X PSYD/LIFETIM	1B038A	1B038A	1B038A	1B038A	1B038A	1B038A	1B042A	1B042A	1B042A	1B042A	1B042A	1B042A	1B042A			
00920	32	#X PSYD/LIFETIME	2B09A	2B09A	2B09A	2B09A	2B09A	2B09A	2B09A	2B09A	2B09A	2B09A	2B09A	2B09A	2B09A			
00920	32	#X PSYD/LIFETIME	3B09A	3B09A	3B09A	3B09A	3B09A	3B09A	3B09A	3B09A	3B09A	3B09A	3B09A	3B09A	3B09A			
00920	32	#X PSYD/LIFETIME	4B09A	4B09A	4B09A	4B09A	4B09A	4B09A	4B09A	4B09A	4B09A	4B09A	4B09A	4B09A	4B09A			
00920	32	#X PSYD/LIFETIME	5B09A	5B09A	5B09A	5B09A	5B09A	5B09A	5B09A	5B09A	5B09A	5B09A	5B09A	5B09A	5B09A			
00920	32	#X PSYD/LIFETIME																
00950		#X COKE/LIFETIME	1B076A	1B076A	1B076A	1B076A	1B076A	1B076A	1B083A	1B083A	1B083A	1B083A	1B083A	1B083A	1B083A			
00950	33	#X COKE/LIFETIME	2B10A	2B10A	2B10A	2B10A	2B10A	2B10A	2B10A	2B10A	2B10A	2B10A	2B10A	2B10A	2B10A			
00950		#X COKE/LIFETIME	3B10A	3B10A	3B10A	3B10A	3B10A	3B10A	3B10A	3B10A	3B10A	3B10A	3B10A	3B10A	3B10A			
00950		#X COKE/LIFETIME	4B10A	4B10A	4B10A	4B10A	4B10A	4B10A	4B10A	4B10A	4B10A	4B10A	4B10A	4B10A	4B10A			
00950	33	#X COKE/LIFETIME	5B10A	5B10A	5B10A	5B10A	5B10A	5B10A	5B10A	5B10A	5B10A	5B10A	5B10A	5B10A	5B10A			
00950		#X COKE/LIFETIME																
00980	70	#X AMPH/LIFETIM	1B043A	1B043A	1B043A	1B043A	1B043A	1B043A	1B050A*	1B050A	1B050A	1B050A	1B050A	1B050A	1B050A			
00980	35	#X AMPH/LIFETIME	2B11A	2B11A	2B11A	2B11A	2B11A	2B11A	2B11A*	2B11A	2B11A	2B11A	2B11A	2B11A	2B11A			
			3B11A	3B11A	3B11A	3B11A	3B11A	3B11A	3B11A	3B11A	3B11A*	3B11A	3B11A	3B11A	3B11A			
			4B11A	4B11A	4B11A	4B11A	4B11A	4B11A	4B11A*	4B11A	4B11A	4B11A	4B11A	4B11A	4B11A			
			5B11A	5B11A	5B11A	5B11A	5B11A	5B11A	5B11A	5B11A	5B11A*	5B11A	5B11A	5B11A	5B11A			



**Table 4**  
**Subject Area Key**  
**(Referenced by Letter in the Question Index)**

<b>A. Drugs.</b> Drug use and related attitudes and beliefs, drug availability and exposure, surrounding conditions and social meaning of drug use. Views of significant others regarding drugs. ....	264
A01... Use of Various Licit and Illicit Drugs.....	264
A01a. . . . in lifetime.....	264
A01b. . . . in last 12 months.....	266
A01c. . . . in last 30 days.....	270
A01d. Quantity used .....	272
A01e. How high? (How often?).....	274
A01f. How long high? .....	274
A01g. Incidence of first use .....	274
A01h. Use with other drugs .....	276
A01i. Tried to stop .....	276
A01j. Use on doctor's orders? .....	278
A01k. Bad trip? .....	278
A01l. Kinds of drugs .....	278
A01m. Cost.....	280
A01n. Source .....	280
A01o. Non-alcoholic drinks (caffeine, soda, energy drinks, etc.).....	280
A02. Exposure to Drug Use .....	280
A02a. Friends' use .....	280
A02b. Exposure to users .....	282
A02c. Exposure through the media .....	282
A03. Availability of Drugs.....	282
A03a. Availability .....	282
A03b. Purchase.....	284
A04. Expected Future Use.....	284
A04a. Expected future use among all respondents .....	284
A04b. Expected future use among nonusers.....	284
A05. Conditions of Use .....	284
A05a. Alone.....	284
A05b. With others.....	286
A05c. Settings of use (at school, at home, etc.).....	286
A05d. Mode of drug administration.....	288
A06. Reasons for Use, Abstinence, and Stopping.....	288
A06a. Reasons for use.....	288
A06b. Reasons for abstinence from or stopping drug use .....	290
A06c. Worries about the consequences of quitting .....	292
A07. Drug Problems .....	292
A07a. Driving, tickets, and accidents after use .....	292
A07b. Other problems .....	294
A08a. Sources of Help, Treatment Regarding Drugs.....	294
A09. Others' Awareness of Use.....	294
A09a. Parental awareness of use .....	294
A09b. Others' awareness of use.....	294
A09c. Police awareness of use .....	294



Table 4 (continued)

A10. Drug Education and Communication.....	296
A10a. In school.....	296
A10b. In the mass media .....	296
A11. Own Attitudes Regarding Drugs and Drug Users.....	296
A11a. Own attitudes about use by adults .....	296
A11b. Own attitudes regarding drugs for own children .....	298
A11c. Own perceptions of users .....	298
A11d. Own attitudes about use by people of high school age .....	298
A12. Others' Attitudes Regarding Drugs and Drug Users .....	298
A12a. Parents' attitudes regarding drugs .....	298
A12b. Friends' and fellow students' attitudes regarding drugs .....	300
A12c. Perception of drug users .....	300
A13. Legal Issues Regarding Drugs .....	300
A13a. Preferred legality for adults.....	300
A13b. Own response to legalization .....	302
A13c. Knowledge of marijuana laws.....	302
A14. Risk of Drug Harm .....	302
A14a. To self.....	302
A14b. To others.....	304
A15a. Admitting Use in Questionnaire.....	304
A16a. Parent Groups .....	304
A17. Role Models in the Larger Environment .....	304
A17a. Perceived use of drugs by role models .....	304
A17b. Perceived attitudes toward drugs by role models.....	306
A18. Promotional Activities.....	306
A18a. Advertising .....	306
A18b. Logos .....	306
A18c. Coupons .....	306
A18d. Free samples.....	306
A18e. Movies or television.....	306
<b>B. Education.....</b>	<b>306</b>
B01. High school: scholastic status, objectives, experiences .....	306
B02. Combining work and school: attitudes, experiences .....	308
B03. Interracial contact at school.....	308
B04. Student norms, misbehavior in class.....	308
B05. Counseling .....	310
B06. Absenteeism and truancy .....	310
B07. Delinquency, victimization, and feeling safe at school.....	310
B08. Competency testing.....	312
B09. Post-high school: status, plans, characteristics .....	312
B10. Attitudes regarding educational institutions.....	312
B11. High school: length of experiences.....	314



Table 4 (continued)

<b>C. Work and Leisure.</b>	314
C01. Present or recent work experience.....	314
C02. Income sources; financial security.....	314
C03. Vocational plans, aspirations, expectations.....	316
C04. Preferences regarding job characteristics .....	316
C05. Desirability of different working arrangements and settings.....	316
C06. Work ethic/success orientation .....	318
C07. Leisure time: extent, activities .....	318
C08. Attitudes toward leisure time .....	320
C09. Computer use .....	320
C10. Cell phone use .....	320
<b>D. Sex Roles and Family.</b>	320
D01. Dating and marriage: status, attitudes, expectations.....	320
D02. Parenthood: status, attitudes, expectations .....	320
D03. Values surrounding marriage and family .....	320
D04. Preferences regarding marital/familial arrangements .....	320
D05. Sex role attitudes .....	322
D06. Opinions regarding gender discrimination.....	322
<b>E. Population Concerns.</b>	322
E01. Overpopulation.....	322
E02. Birth control .....	322
<b>F. Conservation, Materialism, Equity, etc.</b>	322
F01. Personal materialism .....	322
F02. Societal materialism and advertising.....	324
F03. Concern with world hunger and poverty .....	324
F04. Ecological concerns.....	324
F05. Concern with conservation of resources.....	324
F06. Preferences regarding dwelling type and urbanicity .....	326
F07. Driving and use of mass transit .....	326
<b>G. Religion.</b> Religious preferences, activities, views.....	326



Table 4 (continued)

<b>H. Politics.</b>	326
H01. Political interest and preferences	326
H02. Attitudes toward governmental policies and practices	328
H03. Views about the role of citizens in government (see also I02)	328
H04. Confidence in government	328
H05. Voting, political activism	328
<b>I. Social Change.</b>	328
I01. Expectations concerning societal change	328
I02. Attitudes regarding activism	328
I03. Reactions to personal and social change	330
<b>J. Social Problems. Interest and concerns.</b>	330
<b>K. Major Social Institutions.</b>	330
K01. Trust (see also C05)	330
K02. Satisfaction with performance	330
K03. Preferred influence	332
<b>L. Military.</b>	332
L01. Plans for military service	332
L02. Attitudes toward a draft	332
L03. Views about the use of military force	332
L04. Attitudes toward the military as an institution and occupation	332
<b>M. Interpersonal Relationships.</b>	332
M01. Dating	332
M02. Cross-age relationships with adults outside the family (see also B05)	334
M03. Agreement/disagreement with parents	334
M04. Friendships (see also Q03)	334
M05. Community at large	334
<b>N. Race Relations.</b>	336
N01. Preferred interracial contact	336
N02. Attitudes toward discrimination	336
N03. Actual interracial contacts	336



Table 4 (continued)

<b>O. Concern for Others.....</b>	<b>336</b>
O01. Attitudes regarding social service, charitable activism .....	336
O02. Involvement in community, altruistic activities .....	336
O03. Concern with the problems of others.....	336
<b>P. Happiness. ....</b>	<b>336</b>
P01. Happiness, satisfaction with life and self .....	336
P02. Satisfaction with specific life domains .....	338
<b>Q. Other Personality Variables. ....</b>	<b>338</b>
Q01. Attitudes about self, self-esteem.....	338
Q02. Locus of control.....	338
Q03. Loneliness .....	340
Q04. Risk taking .....	340
Q05. Trust in others .....	340
Q06. (Changed to subject areas T01-T04).....	348
Q07. Importance placed on various life goals.....	340
Q08. Social, political, cultural orientation.....	340
Q09. Hostility.....	340
Q10. Boredom.....	340
<b>R. Background.....</b>	<b>342</b>
R01. Age, sex, race, and marital status .....	342
R02. Family characteristics.....	344
R03. Living arrangements and household characteristics .....	344
<b>S. Deviance and Victimization.....</b>	<b>346</b>
S01. Delinquent behaviors .....	346
S02. Driving violations and accidents.....	346
S03. Victimization experiences.....	348
<b>T. Health .....</b>	<b>348</b>
T01. Symptoms .....	348
T02. Habits .....	348
T03. Height and weight.....	350
T04. Medical treatment.....	350



The Question Index begins on the following page.



Item Ref. No.	Page Loc. in Vol.	ITEM DESCRIPTION (ABBREVIATED)	QUESTIONNAIRE LOCATION															
			BY YEAR															
			(FORM, SECTION, AND QUESTION NUMBER)															
1976	1977	1978	1979	1980	1981	1982	1983	1984	1985	1986	1987	1988	1989	1990				
A01a: DRUGS. Number of uses in lifetime																		
00760	56	EVR SMK CIG,REG	1B001	1B001	1B001	1B001	1B001	1B001	1B001	1B001	1B001	1B001	1B001	1B001	1B001	1B001	1B001	
00760	29	EVR SMK CIG,REGL	2B01	2B01	2B01	2B01	2B01	2B01	2B01	2B01	2B01	2B01	2B01	2B01	2B01	2B01	2B01	
00760	29	EVR SMK CIG,REGL	3B01	3B01	3B01	3B01	3B01	3B01	3B01	3B01	3B01	3B01	3B01	3B01	3B01	3B01	3B01	
00760	29	EVR SMK CIG,REGL	4B01	4B01	4B01	4B01	4B01	4B01	4B01	4B01	4B01	4B01	4B01	4B01	4B01	4B01	4B01	
00760	29	EVR SMK CIG,REGL	5B01	5B01	5B01	5B01	5B01	5B01	5B01	5B01	5B01	5B01	5B01	5B01	5B01	5B01	5B01	
00760	29	EVR SMK CIG,REGL														6B01	6B01	
00790	30	EVER DRINK	2B03	2B03	2B03	2B03	2B03	2B03	2B03	2B03	2B03	2B03	2B03	2B03	2B03*	2B03	2B03	
00790	30	EVER DRINK	3B03	3B03	3B03	3B03	3B03	3B03	3B03	3B03	3B03	3B03	3B03	3B03	3B03*	3B03	3B03	
00790	30	EVER DRINK	4B03	4B03	4B03	4B03	4B03	4B03	4B03	4B03	4B03	4B03	4B03	4B03	4B03*	4B03	4B03	
00790	30	EVER DRINK	5B03	5B03	5B03	5B03	5B03	5B03	5B03	5B03	5B03	5B03	5B03	5B03	5B03*	5B03	5B03	
00790	30	EVER DRINK														6B03	6B03	
00810	58	#X DRNK/LIFETIM	1B07A	1B07A	1B07A	1B07A	1B07A	1B07A	1B07A	1B07A	1B07A	1B07A	1B07A	1B07A	1B07A	1B07A	1B07A	
00810	30	#X DRNK/LIFETIME	2B04A	2B04A	2B04A	2B04A	2B04A	2B04A	2B04A	2B04A	2B04A	2B04A	2B04A	2B04A	2B04A	2B04A	2B04A	
00810	30	#X DRNK/LIFETIME	3B04A	3B04A	3B04A	3B04A	3B04A	3B04A	3B04A	3B04A	3B04A	3B04A	3B04A	3B04A	3B04A	3B04A	3B04A	
00810	30	#X DRNK/LIFETIME	4B04A	4B04A	4B04A	4B04A	4B04A	4B04A	4B04A	4B04A	4B04A	4B04A	4B04A	4B04A	4B04A	4B04A	4B04A	
00810	30	#X DRNK/LIFETIME	5B04A	5B04A	5B04A	5B04A	5B04A	5B04A	5B04A	5B04A	5B04A	5B04A	5B04A	5B04A	5B04A	5B04A	5B04A	
00810	30	#X DRNK/LIFETIME														6B04A	6B04A	
00860	31	#XMJ+HS/LIFETIME	2B07A	2B07A	2B07A	2B07A	2B07A	2B07A	2B07A	2B07A	2B07A	2B07A	2B07A	2B07A	2B07A	2B07A	2B07A	
00860	31	#XMJ+HS/LIFETIME	3B07A	3B07A	3B07A	3B07A	3B07A	3B07A	3B07A	3B07A	3B07A	3B07A	3B07A	3B07A	3B07A	3B07A	3B07A	
00860	31	#XMJ+HS/LIFETIME	4B07A	4B07A	4B07A	4B07A	4B07A	4B07A	4B07A	4B07A	4B07A	4B07A	4B07A	4B07A	4B07A	4B07A	4B07A	
00860	31	#XMJ+HS/LIFETIME	5B07A	5B07A	5B07A	5B07A	5B07A	5B07A	5B07A	5B07A	5B07A	5B07A	5B07A	5B07A	5B07A	5B07A	5B07A	
00860	31	#XMJ+HS/LIFETIME														6B07A	6B07A	
00890	67	#X LSD/LIFETIME	1B29A	1B29A	1B29A	1B29A	1B29A	1B29A	1B33A	1B33A	1B33A	1B33A	1B33A	1B33A	1B33A	1B33A	1B33A	
00890	32	#X LSD/LIFETIME	2B08A	2B08A	2B08A	2B08A	2B08A	2B08A	2B08A	2B08A	2B08A	2B08A	2B08A	2B08A	2B08A	2B08A	2B08A	
00890	32	#X LSD/LIFETIME	3B08A	3B08A	3B08A	3B08A	3B08A	3B08A	3B08A	3B08A	3B08A	3B08A	3B08A	3B08A	3B08A	3B08A	3B08A	
00890	32	#X LSD/LIFETIME	4B08A	4B08A	4B08A	4B08A	4B08A	4B08A	4B08A	4B08A	4B08A	4B08A	4B08A	4B08A	4B08A	4B08A	4B08A	
00890	32	#X LSD/LIFETIME	5B08A	5B08A	5B08A	5B08A	5B08A	5B08A	5B08A	5B08A	5B08A	5B08A	5B08A	5B08A	5B08A	5B08A	5B08A	
00890	32	#X LSD/LIFETIME														6B08A	6B08A	
00920	70	#X PSYD/LIFETIM	1B38A	1B38A	1B38A	1B38A	1B38A	1B38A	1B42A	1B42A	1B42A	1B42A	1B42A	1B42A	1B42A	1B42A	1B42A	
00920	32	#X PSYD/LIFETIME	2B09A	2B09A	2B09A	2B09A	2B09A	2B09A	2B09A	2B09A	2B09A	2B09A	2B09A	2B09A	2B09A	2B09A	2B09A	
00920	32	#X PSYD/LIFETIME	3B09A	3B09A	3B09A	3B09A	3B09A	3B09A	3B09A	3B09A	3B09A	3B09A	3B09A	3B09A	3B09A	3B09A	3B09A	
00920	32	#X PSYD/LIFETIME	4B09A	4B09A	4B09A	4B09A	4B09A	4B09A	4B09A	4B09A	4B09A	4B09A	4B09A	4B09A	4B09A	4B09A	4B09A	
00920	32	#X PSYD/LIFETIME	5B09A	5B09A	5B09A	5B09A	5B09A	5B09A	5B09A	5B09A	5B09A	5B09A	5B09A	5B09A	5B09A	5B09A	5B09A	
00950		#X COKE/LIFETIME	1B76A	1B76A	1B76A	1B76A	1B76A	1B76A	1B83A	1B83A	1B83A	1B83A	1B83A	1B83A	1B83A	1B83A	1B83A	
00950	33	#X COKE/LIFETIME	2B10A	2B10A	2B10A	2B10A	2B10A	2B10A	2B10A	2B10A	2B10A	2B10A	2B10A	2B10A	2B10A	2B10A	2B10A	
00950		#X COKE/LIFETIME	3B10A	3B10A	3B10A	3B10A	3B10A	3B10A	3B10A	3B10A	3B10A	3B10A	3B10A	3B10A	3B10A	3B10A	3B10A	
00950		#X COKE/LIFETIME	4B10A	4B10A	4B10A	4B10A	4B10A	4B10A	4B10A	4B10A	4B10A	4B10A	4B10A	4B10A	4B10A	4B10A	4B10A	
00950	33	#X COKE/LIFETIME	5B10A	5B10A	5B10A	5B10A	5B10A	5B10A	5B10A	5B10A	5B10A	5B10A	5B10A	5B10A	5B10A	5B10A	5B10A	
00950		#X COKE/LIFETIME														6B10A	6B10A	
00980	73	#X AMPH/LIFETIM	1B43A	1B43A	1B43A	1B43A	1B43A	1B43A	1B50A*	1B50A	1B50A	1B50A	1B50A	1B50A	1B50A	1B50A	1B50A	
00980	35	#X AMPH/LIFETIME	2B11A	2B11A	2B11A	2B11A	2B11A	2B11A	2B11A*	2B11A	2B11A	2B11A	2B11A	2B11A	2B11A	2B11A	2B11A	
00980	35	#X AMPH/LIFETIME	3B11A	3B11A	3B11A	3B11A	3B11A	3B11A	3B11A	3B11A	3B11A	3B11A	3B11A	3B11A	3B11A	3B11A	3B11A	
00980	35	#X AMPH/LIFETIME	4B11A	4B11A	4B11A	4B11A	4B11A	4B11A	4B11A*	4B11A	4B11A	4B11A	4B11A	4B11A	4B11A	4B11A	4B11A	
00980	35	#X AMPH/LIFETIME	5B11A	5B11A	5B11A	5B11A	5B11A	5B11A	5B11A	5B11A	5B11A	5B11A	5B11A	5B11A	5B11A	5B11A	5B11A	
00980	35	#X AMPH/LIFETIME														6B11A	6B11A	
01010	76	#X QUAD/LIFETIM	1B53A	1B53A	1B53A	1B53A	1B53A	1B53A	1B60A	1B60A	1B60A	1B60A	1B60A	1B60A	1B60A	1B60A	1B60A	
01010		#X QUAD/LIFETIME	2B12A	2B12A	2B12A	2B12A	2B12A	2B12A	2B12A	2B12A	2B12A	2B12A	2B12A	2B12A	2B12A	2B12A	2B12A	
01010		#X QUAD/LIFETIME	3B12A	3B12A	3B12A	3B12A	3B12A	3B12A	3B12A	3B12A	3B12A	3B12A	3B12A	3B12A	3B12A	3B12A	3B12A	
01010		#X QUAD/LIFETIME	4B12A	4B12A	4B12A	4B12A	4B12A	4B12A	4B12A	4B12A	4B12A	4B12A	4B12A	4B12A	4B12A	4B12A	4B12A	
01010		#X QUAD/LIFETIME	5B12A	5B12A	5B12A	5B12A	5B12A	5B12A	5B12A	5B12A	5B12A	5B12A	5B12A	5B12A	5B12A	5B12A	5B12A	
01010		#X QUAD/LIFETIME														6B12A	6B12A	
01040		#X BRBT/LIFETIM	1B57A	1B57A	1B57A	1B57A	1B57A	1B57A	1B64A	1B64A	1B64A	1B64A	1B64A	1B64A	1B64A	1B64A	1B64A	
01040		#X BRBT/LIFETIME	2B13A	2B13A	2B13A	2B13A	2B13A	2B13A	2B13A	2B13A	2B13A	2B13A	2B13A	2B13A	2B13A	2B13A	2B13A	
01040		#X BRBT/LIFETIME	3B13A	3B13A	3B13A	3B13A	3B13A	3B13A	3B13A	3B13A	3B13A	3B13A	3B13A	3B13A	3B13A	3B13A	3B13A	
01040		#X BRBT/LIFETIME	4B13A	4B13A	4B13A	4B13A	4B13A	4B13A	4B13A	4B13A	4B13A	4B13A	4B13A	4B13A	4B13A	4B13A	4B13A	
01040		#X BRBT/LIFETIME	5B13A	5B13A	5B13A	5B13A	5B13A	5B13A	5B13A	5B13A	5B13A	5B13A	5B13A	5B13A	5B13A	5B13A	5B13A	
01042	77	#X SED/BARB/LIFE																
01042	37	#X SED/BARB/LIFE																
01042	37	#X SED/BARB/LIFE																
0																		







[illegible]

**A01a: DRUGS. Number of uses in lifetime (continued)**

11000	183	#X BEER/LIFETIME	4D04A	4D04A	4D04A	4D04A	4D04A	4D04A	4D11A	4D11A	4D11A	4D11A	4D11A	4D11A	4D11A	4D11A
11040	185	#X WINE/LIFETIME	4D06A	4D06A	4D06A	4D06A	4D06A	4D06A	4D13A	4D13A	4D13A	4D13A	4D13A	4D13A	4D15A	4D15A
11080	186	#X LIQR/LIFETIME	4D08A	4D08A	4D08A	4D08A	4D08A	4D08A	4D15A	4D15A	4D15A	4D15A	4D15A	4D17A	4D17A	4D17A
21180	66	MJ/HSR EVR DLY							1B028	1B028	1B028	1B028	1B028	1B028	1B028	1B028
21200	66	RECENT DAILY MJ							1B030	1B030	1B030	1B030	1B030	1B030	1B030	1B030
21210	66	#X DAILY MJ/LFT							1B031	1B031	1B031	1B031	1B031	1B031	1B031	1B031
21220	71	#X DIETPILL/LFT							1B46A	1B46A	1B46A	1B46A	1B46A	1B46A	1B46A	1B46A
21250	71	#X STA-AWAK/LFT							1B47A	1B47A	1B47A	1B47A	1B47A	1B47A	1B47A	1B47A
21280	72	#X LOOKALIK/LFT							1B48A	1B48A	1B48A	1B48A	1B48A	1B48A	1B48A	1B48A
22230		EVR USE SMOKLESS											3E01A	3E01A	3E01A	
22230	238	EVR USE SMOKLESS														
22250	82	EVR TK CRACK/FB											1B083	1B083	1B083	1B074
22260	82	#X CRACK/LIFTIM											1B84A	1B84A	1B84A	1B75A
22260	33	#X CRACK/LIFETIM											2E03A	2E03A	2E03A	2E03A
22260	33	#X CRACK/LIFETIM														3B11A
22260	33	#X CRACK/LIFETIM														4B11A
22260	33	#X CRACK/LIFETIM														5E06A
22260	33	#X CRACK/LIFETIM														6B11A
22320	82	#XOTH COKE/LIFE											1B85A	1B85A	1B85A	1B76A
22320	34	#XOTH COKE/LIFE														3B12A
22320	34	#XOTH COKE/LIFE														4B12A
22320	34	#XOTH COKE/LIFE														6B12A
22620	184	#X WIN COOL/LIFE												4D13A	4D13A	4D13A
22660	41	#X MDMA/LIFETIME														
22660	41	#X MDMA/LIFETIME														
22690	41	#X STRD/LIFETIME														
22690	41	#X STRD/LIFETIME														
22690	41	#X STRD/LIFETIME													6D02A	6D02A
24380	36	#X ICE/LIFETIME														2B12A
24380	36	#X ICE/LIFETIME														5B12A
25020	61	#XDRUNK/LIFETIME														
25020	30	#XDRUNK/LIFETIME														
25050	245	#X INJECT/LIFE														
29630	38	#X H LIF USE NDL														
29630	38	#X H LIF USE NDL														
29630	38	#X H LIF USE NDL														
29630	38	#X H LIF USE NDL														
29660	39	#X H LIF W/O NDL														
29660	39	#X H LIF W/O NDL														
29660	39	#X H LIF W/O NDL														
29660	39	#X H LIF W/O NDL														
29770		#X ROHYPNOL/LIFE														
30800	35	#X METHAMPH/LIFE														
30800	35	#X METHAMPH/LIFE														
31360	216	#X FLVRDLC/LIFE														

**A01b: DRUGS. Number of uses in last 12 months**

[illegible]

\*=item text changed from previous year







## MONITORING THE FUTURE

Item Ref. No.	Page Loc. in Vol.	ITEM DESCRIPTION (ABBREVIATED)	QUESTIONNAIRE LOCATION															
			BY YEAR															
			(FORM, SECTION, AND QUESTION NUMBER)															
1976	1977	1978	1979	1980	1981	1982	1983	1984	1985	1986	1987	1988	1989	1990				
A01b: DRUGS. Number of uses in last 12 months (continued)																		
01050	77	#X BRBT/LAST12MO	5B13B	5B13B	5B13B	5B13B	5B13B	5B13B	5B13B	5B13B	5B13B	5B13B	5B13B	5B13B	5B13B	5B13B	5B13B	5B13B
01050		#X BRBT/LAST12MO															6B13B	6B13B
01052		#X SED/BARB/12MO																
01052		#X SED/BARB/12MO																
01052	37	#X SED/BARB/12MO																
01052	37	#X SED/BARB/12MO																
01052	37	#X SED/BARB/12MO																
01080	78	#X TRQL/LAST12M	1B67B	1B67B	1B67B	1B67B	1B67B	1B67B	1B67B	1B74B	1B74B	1B74B	1B74B	1B74B	1B74B	1B74B	1B74B	1B65B
01080	37	#X TRQL/LAST12MO	2B14B	2B14B	2B14B	2B14B	2B14B	2B14B	2B14B	2B14B	2B14B	2B14B	2B14B	2B14B	2B14B	2B14B	2B14B	2B14B
01080	37	#X TRQL/LAST12MO	3B14B	3B14B	3B14B	3B14B	3B14B	3B14B	3B14B	3B14B	3B14B	3B14B	3B14B	3B14B	3B14B	3B14B	3B14B	3B14B
01080	37	#X TRQL/LAST12MO	4B14B	4B14B	4B14B	4B14B	4B14B	4B14B	4B14B	4B14B	4B14B	4B14B	4B14B	4B14B	4B14B	4B14B	4B14B	4B14B
01080	37	#X TRQL/LAST12MO	5B14B	5B14B	5B14B	5B14B	5B14B	5B14B	5B14B	5B14B	5B14B	5B14B	5B14B	5B14B	5B14B	5B14B	5B14B	5B14B
01080	37	#X TRQL/LAST12MO															6B14B	6B14B
01110	87	#X 'H'/LAST 12M	1B85B	1B85B	1B85B	1B85B	1B85B	1B85B	1B85B	1B92B	1B92B	1B92B	1B92B	1B92B	1B92B	1B92B	1B92B	1B86B
01110		#X 'H'/LAST 12MO	2B15B	2B15B	2B15B	2B15B	2B15B	2B15B	2B15B	2B15B	2B15B	2B15B	2B15B	2B15B	2B15B	2B15B	2B15B	2B15B
01110	38	#X 'H'/LAST 12MO	3B15B	3B15B	3B15B	3B15B	3B15B	3B15B	3B15B	3B15B	3B15B	3B15B	3B15B	3B15B	3B15B	3B15B	3B15B	3B15B
01110	38	#X 'H'/LAST 12MO	4B15B	4B15B	4B15B	4B15B	4B15B	4B15B	4B15B	4B15B	4B15B	4B15B	4B15B	4B15B	4B15B	4B15B	4B15B	4B15B
01110		#X 'H'/LAST 12MO	5B15B	5B15B	5B15B	5B15B	5B15B	5B15B	5B15B	5B15B	5B15B	5B15B	5B15B	5B15B	5B15B	5B15B	5B15B	5B15B
01110		#X 'H'/LAST 12MO															6B15B	6B15B
01140	88	#X NARC/LAST12M	1B95B	1B95B	1B95B	1B95B	1B95B	1B95B	1B95B	1B94B	1B94B	1B94B	1B94B	1B94B	1B94B	1B94B	1B94B	1B88B
01140	40	#X NARC/LAST12MO	2B16B	2B16B	2B16B	2B16B	2B16B	2B16B	2B16B	2B16B	2B16B	2B16B	2B16B	2B16B	2B16B	2B16B	2B16B	2B16B
01140	40	#X NARC/LAST12MO	3B16B	3B16B	3B16B	3B16B	3B16B	3B16B	3B16B	3B16B	3B16B	3B16B	3B16B	3B16B	3B16B	3B16B	3B16B	3B16B
01140	40	#X NARC/LAST12MO	4B16B	4B16B	4B16B	4B16B	4B16B	4B16B	4B16B	4B16B	4B16B	4B16B	4B16B	4B16B	4B16B	4B16B	4B16B	4B16B
01140	40	#X NARC/LAST12MO	5B16B	5B16B	5B16B	5B16B	5B16B	5B16B	5B16B	5B16B	5B16B	5B16B	5B16B	5B16B	5B16B	5B16B	5B16B	5B16B
01140	40	#X NARC/LAST12MO															6B16B	6B16B
01170	40	#X INHL/LAST12MO	2B17B	2B17B	2B17B	2B17B	2B17B	2B17B	2B17B	2B17B	2B17B	2B17B	2B17B	2B17B	2B17B	2B17B	2B17B	2B17B
01170	40	#X INHL/LAST12MO	3B17B	3B17B	3B17B	3B17B	3B17B	3B17B	3B17B	3B17B	3B17B	3B17B	3B17B	3B17B	3B17B	3B17B	3B17B	3B17B
01170	40	#X INHL/LAST12MO	4B17B	4B17B	4B17B	4B17B	4B17B	4B17B	4B17B	4B17B	4B17B	4B17B	4B17B	4B17B	4B17B	4B17B	4B17B	4B17B
01170	40	#X INHL/LAST12MO	5B17B	5B17B	5B17B	5B17B	5B17B	5B17B	5B17B	5B17B	5B17B	5B17B	5B17B	5B17B	5B17B	5B17B	5B17B	5B17B
01170		#X INHL/LAST12MO															6B17B	6B17B
01182	128	#X PCP/LAST12MO				2E02B	2E02B	2E02B	2E02B	2E02B	2E02B	2E02B	2E02B	2E02B	2E04B*	2E04B	2E04B	2E04B
01185		#X PPRS/LAST12MO				2E03B	2E03B	2E03B	2E03B	2E03B	2E03B	2E03B	2E03B	2E03B	2E05B*	2E05B	2E05B	2E05B
02050	62	#X HASH/LAST12M	1B18B	1B18B	1B18B	1B18B	1B18B	1B18B	1B18B	1B18B	1B18B	1B18B	1B18B	1B18B	1B18B	1B18B	1B18B	1B18B
02080	63	#X MARJ/LAST12M	1B19B	1B19B	1B19B	1B19B	1B19B	1B19B	1B19B	1B19B	1B19B	1B19B	1B19B	1B19B	1B19B	1B19B	1B19B	1B19B
08520	184	12MO.#OCC PAINRF	3A27A	3A27A	3A27A	3A27A	3A27A	3A27A	3A27A	3A27A	3A27A	3A27A	3A27A	3A27A	3A27A	3A27A	3A27A	
08530		12MO.#OCC SLP PL	3A27B	3A27B	3A27B	3A27B	3A27B	3A27B	3A27B	3A27B	3A27B	3A27B	3A27B	3A27B	3A27B	3A27B	3A27B	
08540		12MO.#OCC AWK PL	3A27C	3A27C	3A27C	3A27C	3A27C	3A27C	3A27C	3A27C	3A27C	3A27C	3A27C	3A27C	3A27C	3A27C	3A27C	
08550		12MO.#OCC CALM P	3A27D	3A27D	3A27D	3A27D	3A27D	3A27D	3A27D	3A27D	3A27D	3A27D	3A27D	3A27D	3A27D	3A27D	3A27D	
11010	184	#X BEER/LAST12MO	4D04B	4D04B	4D04B	4D04B	4D04B	4D04B	4D04B	4D11B	4D11B	4D11B	4D11B	4D11B	4D11B	4D11B	4D11B	4D11B
11050	185	#X WINE/LAST12MO	4D06B	4D06B	4D06B	4D06B	4D06B	4D06B	4D06B	4D13B	4D13B	4D13B	4D13B	4D13B	4D13B	4D15B	4D15B	4D15B
11090	186	#X LIQR/LAST12MO	4D08B	4D08B	4D08B	4D08B	4D08B	4D08B	4D08B	4D15B	4D15B	4D15B	4D15B	4D15B	4D15B	4D17B	4D17B	4D17B
21230	71	#X DIETPILL/12M								1B46B	1B46B	1B46B	1B46B	1B46B	1B46B	1B46B	1B46B	1B46B
21260	71	#X STA-AWAK/12M								1B47B	1B47B	1B47B	1B47B	1B47B	1B47B	1B47B	1B47B	1B47B
21290	72	#X LOOKALIK/12M								1B48B	1B48B	1B48B	1B48B	1B48B	1B48B	1B48B	1B48B	1B48B
22270	82	#X CRACK/LST12M													1B84B	1B84B	1B84B	1B75B
22270	34	#X CRACK/LAST12M													2E03B	2E03B	2E03B	2E03B
22270	34	#X CRACK/LAST12M																3B11B
22270	34	#X CRACK/LAST12M																4B11B
22270	34	#X CRACK/LAST12M																5E06B
22270	34	#X CRACK/LAST12M																
22270	34	#X CRACK/LAST12M																
22330	83	#XOTH COKE/12MO													1B85B	1B85B	1B85B	6B11B
22330	34	#XOTH COKE/12MO																1B76B
22330	34	#XOTH COKE/12MO																3B12B
22330	34	#XOTH COKE/12MO																4B12B
22330	34	#XOTH COKE/12MO																6B12B
22630	184	#X WIN COOL/12MO														4D13B	4D13B	4D13B
22670	41	#X MDMA/LAST12MO																
22670	41	#X MDMA/LAST12MO																
22700	41	#X STRD/LAST12MO																
22700	41	#X STRD/LAST12MO																
22700	41	#X STRD/LAST12MO																
24390	36	#X ICE/LAST12MO															6D02B	6D02B
24390	36	#X ICE/LAST12MO															2B12B	2B12B
25030	61	#XDRUNK/LAST12M																



## 269

\*=item text changed from previous year



A01b: DRUGS. Number of uses in last 12 months (continued)

00780	56	#CIGS SMKD/30DA	1B003	1B003	1B003	1B003	1B003	1B003	1B003	1B003	1B003	1B003	1B003	1B002	1B002	1B002	1B002
00780	29	#CIGS SMKD/30DAY	2B02	2B02	2B02	2B02	2B02	2B02	2B02	2B02	2B02	2B02	2B02	2B02	2B02	2B02	2B02
00780	29	#CIGS SMKD/30DAY	3B02	3B02	3B02	3B02	3B02	3B02	3B02	3B02	3B02	3B02	3B02	3B02	3B02	3B02	3B02
00780	29	#CIGS SMKD/30DAY	4B02	4B02	4B02	4B02	4B02	4B02	4B02	4B02	4B02	4B02	4B02	4B02	4B02	4B02	4B02
00780	29	#CIGS SMKD/30DAY	5B02	5B02	5B02	5B02	5B02	5B02	5B02	5B02	5B02	5B02	5B02	5B02	5B02	5B02	5B02
00780	29	#CIGS SMKD/30DAY														6B02	6B02
00830	58	#X DRNK/LAST30D	1B07C	1B07C	1B07C	1B07C	1B07C	1B07C	1B07C	1B07C	1B07C	1B07C	1B07C	1B07C	1B07C	1B07C	1B07C
00830	30	#X DRNK/LAST30DA	2B04C	2B04C	2B04C	2B04C	2B04C	2B04C	2B04C	2B04C	2B04C	2B04C	2B04C	2B04C	2B04C	2B04C	2B04C
00830	30	#X DRNK/LAST30DA	3B04C	3B04C	3B04C	3B04C	3B04C	3B04C	3B04C	3B04C	3B04C	3B04C	3B04C	3B04C	3B04C	3B04C	3B04C
00830	30	#X DRNK/LAST30DA	4B04C	4B04C	4B04C	4B04C	4B04C	4B04C	4B04C	4B04C	4B04C	4B04C	4B04C	4B04C	4B04C	4B04C	4B04C
00830	30	#X DRNK/LAST30DA	5B04C	5B04C	5B04C	5B04C	5B04C	5B04C	5B04C	5B04C	5B04C	5B04C	5B04C	5B04C	5B04C	5B04C	5B04C
00830	30	#X DRNK/LAST30DA														6B04C	6B04C
00880	32	#XMJ+HS/LAST30DA	2B07C	2B07C	2B07C	2B07C	2B07C	2B07C	2B07C	2B07C	2B07C	2B07C	2B07C	2B07C	2B07C	2B07C	2B07C
00880	32	#XMJ+HS/LAST30DA	3B07C	3B07C	3B07C	3B07C	3B07C	3B07C	3B07C	3B07C	3B07C	3B07C	3B07C	3B07C	3B07C	3B07C	3B07C
00880	32	#XMJ+HS/LAST30DA	4B07C	4B07C	4B07C	4B07C	4B07C	4B07C	4B07C	4B07C	4B07C	4B07C	4B07C	4B07C	4B07C	4B07C	4B07C
00880	32	#XMJ+HS/LAST30DA	5B07C	5B07C	5B07C	5B07C	5B07C	5B07C	5B07C	5B07C	5B07C	5B07C	5B07C	5B07C	5B07C	5B07C	5B07C
00880	32	#XMJ+HS/LAST30DA														6B07C	6B07C
00910	67	#X LSD/LAST 30D	1B29C	1B29C	1B29C	1B29C	1B29C	1B29C	1B33C	1B33C	1B33C	1B33C	1B33C	1B33C	1B33C	1B33C	1B33C
00910	32	#X LSD/LAST 30DA	2B08C	2B08C	2B08C	2B08C	2B08C	2B08C	2B08C	2B08C	2B08C	2B08C	2B08C	2B08C	2B08C	2B08C	2B08C
00910	32	#X LSD/LAST 30DA	3B08C	3B08C	3B08C	3B08C	3B08C	3B08C	3B08C	3B08C	3B08C	3B08C	3B08C	3B08C	3B08C	3B08C	3B08C
00910	32	#X LSD/LAST 30DA	4B08C	4B08C	4B08C	4B08C	4B08C	4B08C	4B08C	4B08C	4B08C	4B08C	4B08C	4B08C	4B08C	4B08C	4B08C
00910	32	#X LSD/LAST 30DA	5B08C	5B08C	5B08C	5B08C	5B08C	5B08C	5B08C	5B08C	5B08C	5B08C	5B08C	5B08C	5B08C	5B08C	5B08C
00910	32	#X LSD/LAST 30DA														6B08C	6B08C
00940	70	#X PSYD/LAST30D	1B38C	1B38C	1B38C	1B38C	1B38C	1B38C	1B42C	1B42C	1B42C	1B42C	1B42C	1B42C	1B42C	1B42C	1B42C
00940	33	#X PSYD/LAST30DA	2B09C														

\*=item text changed from previous year



## 271

**A01b: DRUGS. Number of uses in last 12 months (continued)**

[illegible]

**A01c: DRUGS. Number of uses in last 30 days**

[illegible]

\*=item text changed from previous year



## MONITORING THE FUTURE

Item Ref. No.	Page Loc. in Vol.	ITEM DESCRIPTION (ABBREVIATED)	QUESTIONNAIRE LOCATION															
			BY YEAR															
			(FORM, SECTION, AND QUESTION NUMBER)															
			1976	1977	1978	1979	1980	1981	1982	1983	1984	1985	1986	1987	1988	1989	1990	

## A01c: DRUGS. Number of uses in last 30 days (continued)

01090	38	#X TRQL/LAST30DA	2B14C	2B14C	2B14C	2B14C	2B14C	2B14C	2B14C	2B14C	2B14C	2B14C	2B14C	2B14C	2B14C	2B14C	2B14C
01090	38	#X TRQL/LAST30DA	3B14C	3B14C	3B14C	3B14C	3B14C	3B14C	3B14C	3B14C	3B14C	3B14C	3B14C	3B14C	3B14C	3B14C	3B14C
01090	38	#X TRQL/LAST30DA	4B14C	4B14C	4B14C	4B14C	4B14C	4B14C	4B14C	4B14C	4B14C	4B14C	4B14C	4B14C	4B14C	4B14C	4B14C
01090	38	#X TRQL/LAST30DA	5B14C	5B14C	5B14C	5B14C	5B14C	5B14C	5B14C	5B14C	5B14C	5B14C	5B14C	5B14C	5B14C	5B14C	5B14C
01090	38	#X TRQL/LAST30DA														6B14C	6B14C
01120	87	#X 'H/LAST 30D	1B85C	1B85C	1B85C	1B85C	1B85C	1B85C	1B92C	1B92C	1B92C	1B92C	1B92C	1B92C	1B92C	1B92C	1B86C
01120		#X 'H/LAST 30DA	2B15C	2B15C	2B15C	2B15C	2B15C	2B15C	2B15C	2B15C	2B15C	2B15C	2B15C	2B15C	2B15C	2B15C	2B15C
01120	38	#X 'H/LAST 30DA	3B15C	3B15C	3B15C	3B15C	3B15C	3B15C	3B15C	3B15C	3B15C	3B15C	3B15C	3B15C	3B15C	3B15C	3B15C
01120	38	#X 'H/LAST 30DA	4B15C	4B15C	4B15C	4B15C	4B15C	4B15C	4B15C	4B15C	4B15C	4B15C	4B15C	4B15C	4B15C	4B15C	4B15C
01120		#X 'H/LAST 30DA	5B15C	5B15C	5B15C	5B15C	5B15C	5B15C	5B15C	5B15C	5B15C	5B15C	5B15C	5B15C	5B15C	5B15C	5B15C
01120		#X 'H/LAST 30DA														6B15C	6B15C
01150	88	#X NARC/LAST30D	1B95C	1B95C	1B95C	1B95C	1B95C	1B95C	1B94C	1B94C	1B94C	1B94C	1B94C	1B94C	1B94C	1B94C	1B88C
01150	40	#X NARC/LAST30DA	2B16C	2B16C	2B16C	2B16C	2B16C	2B16C	2B16C	2B16C	2B16C	2B16C	2B16C	2B16C	2B16C	2B16C	2B16C
01150	40	#X NARC/LAST30DA	3B16C	3B16C	3B16C	3B16C	3B16C	3B16C	3B16C	3B16C	3B16C	3B16C	3B16C	3B16C	3B16C	3B16C	3B16C
01150	40	#X NARC/LAST30DA	4B16C	4B16C	4B16C	4B16C	4B16C	4B16C	4B16C	4B16C	4B16C	4B16C	4B16C	4B16C	4B16C	4B16C	4B16C
01150	40	#X NARC/LAST30DA	5B16C	5B16C	5B16C	5B16C	5B16C	5B16C	5B16C	5B16C	5B16C	5B16C	5B16C	5B16C	5B16C	5B16C	5B16C
01150	40	#X NARC/LAST30DA														6B16C	6B16C
01180	40	#X INHL/LAST30DA	2B17C	2B17C	2B17C	2B17C	2B17C	2B17C	2B17C	2B17C	2B17C	2B17C	2B17C	2B17C	2B17C	2B17C	2B17C
01180	40	#X INHL/LAST30DA	3B17C	3B17C	3B17C	3B17C	3B17C	3B17C	3B17C	3B17C	3B17C	3B17C	3B17C	3B17C	3B17C	3B17C	3B17C
01180		#X INHL/LAST30DA	4B17C	4B17C	4B17C	4B17C	4B17C	4B17C	4B17C	4B17C	4B17C	4B17C	4B17C	4B17C	4B17C	4B17C	4B17C
01180	40	#X INHL/LAST30DA	5B17C	5B17C	5B17C	5B17C	5B17C	5B17C	5B17C	5B17C	5B17C	5B17C	5B17C	5B17C	5B17C	5B17C	5B17C
01180		#X INHL/LAST30DA														6B17C	6B17C
01183	128	#X PCPL/LAST30DA				2E02C	2E02C	2E02C	2E02C	2E02C	2E02C	2E02C	2E02C	2E04C*	2E04C	2E04C	2E04C
01186		#X PPRS/LAST30DA				2E03C	2E03C	2E03C	2E03C	2E03C	2E03C	2E03C	2E03C	2E05C*	2E05C	2E05C	2E05C
02060	62	#X HASH/LAST30D	1B18C	1B18C	1B18C	1B18C	1B18C	1B18C	1B18C	1B18C	1B18C	1B18C	1B18C	1B18C	1B18C	1B18C	1B18C
02090	63	#X MARJ/LAST30D	1B19C	1B19C	1B19C	1B19C	1B19C	1B19C	1B19C	1B19C	1B19C	1B19C	1B19C	1B19C	1B19C	1B19C	1B19C
11020	184	#X BEER/LAST30DA	4D04C	4D04C	4D04C	4D04C	4D04C	4D04C	4D11C	4D11C	4D11C	4D11C	4D11C	4D11C	4D11C	4D11C	4D11C
11060	185	#X WINE/LAST30DA	4D06C	4D06C	4D06C	4D06C	4D06C	4D06C	4D13C	4D13C	4D13C	4D13C	4D13C	4D13C	4D13C	4D15C	4D15C
11100	186	#X LIQR/LAST30DA	4D08C	4D08C	4D08C	4D08C	4D08C	4D08C	4D15C	4D15C	4D15C	4D15C	4D15C	4D15C	4D15C	4D17C	4D17C
21240	71	#X DIETPILL/30D							1B46C	1B46C	1B46C	1B46C	1B46C	1B46C	1B46C	1B46C	1B46C
21270	72	#X STA-AWAK/30D							1B47C	1B47C	1B47C	1B47C	1B47C	1B47C	1B47C	1B47C	1B47C
21300	72	#X LOOKALIK/30D							1B48C	1B48C	1B48C	1B48C	1B48C	1B48C	1B48C	1B48C	1B48C
22240		#X SMKLESS/30 DA															
22240	238	#X SMKLESS/30 DA															
22280	82	#X CRACK/LST30D												1B84C	1B84C	1B84C	1B75C
22280	34	#X CRACK/LAST30D												2E03C	2E03C	2E03C	2E03C
22280	34	#X CRACK/LAST30D															3B11C
22280	34	#X CRACK/LAST30D															4B11C
22280	34	#X CRACK/LAST30D															5E06C
22280	34	#X CRACK/LAST30D															6B11C
22340	83	#XOTH COKE/30DA												1B85C	1B85C	1B85C	1B76C
22340	34	#XOTH COKE/30DA															3B12C
22340	34	#XOTH COKE/30DA															4B12C
22340	34	#XOTH COKE/30DA															6B12C
22640	184	#X WIN COOL/30DA													4D13C	4D13C	4D13C
22680	41	#X MDMA/LAST30DA															
22680	41	#X MDMA/LAST30DA															
22710	41	#X STRD/LAST30DA															
22710	41	#X STRD/LAST30DA															
22710	41	#X STRD/LAST30DA														6D02C	6D02C
24400	36	#X ICE/LAST30DA															
24400	36	#X ICE/LAST30DA															
25040	62	#XDRUNK/LAST30D															
25040	31	#XDRUNK/LAST30DA															
25070	246	#X INJECT/LST30D															
29650	39	#X H 30D USE NDL															
29650	39	#X H 30D USE NDL															
29650	39	#X H 30D USE NDL															
29680	39	#X H 30D W/O NDL															
29680	39	#X H 30D W/O NDL															
29680	39	#X H 30D W/O NDL															
29790		#X ROHYPNOL/30DA															
30820	35	#X METHAMPH/30DA															
30820	35	#X METHAMPH/30DA															
31380	216	#X FLVRDALC/30DA															

## A01d: DRUGS. Quantity used

00781	56	#CIG/DAY-30DAYS												1B003	1B003	1B003	1B003
00782		#CIG/PACK												1B04	1B04*	1B004	1B004
00845	60	4+DRK ROW/2WK															
00850	61	5+DRK ROW/LST 2	1B012	1B012	1B012	1B012	1B012	1B012	1B012	1B012	1B012	1B012	1B012	1B012	1B012	1B012	1B012
00850	31	5+DRK ROW/LST 2W	2B06	2B06	2B06	2B06	2B06	2B06	2B06	2B06	2B06	2B06	2B06	2B06	2B06*	2B06	2B06
00850	31	5+DRK ROW/LST 2W	3B06	3B06	3B06	3B06	3B06	3B06	3B06	3B06	3B06	3B06	3B06	3B06	3B06*	3B06	3B06
00850	31	5+DRK ROW/LST 2W	4B06	4B06	4B06	4B06	4B06	4B06	4B06	4B06	4B06	4B06	4B06	4B06	4B06*	4B06	4B06
00850	31	5+DRK ROW/LST 2W	5B06	5B06	5B06	5B06	5B06	5B06	5B06	5B06	5B06	5B06	5B06	5B06	5B06*	5B06	5B06
00853	61	10+DRK ROW/2WK												5B06	5B06*	6B06	6B06
00855	61	15+DRK ROW/2WK															
01990		#X/2W,3-4 DR RW	1B013	1B013	1B013	1B013	1B013	1B013	1B013	1B013	1B013	1B013	1B013	1B013	1B013	1B013	1B013
02000		#X/2WK,2 DRK RW	1B014	1B014	1B014	1B014	1B014	1B014	1B014	1B014	1B014	1B014	1B014	1B14A	1B14A	1B14A	1B14A
02010		#X/2WK,JST 1DRK	1B015	1B015	1B015	1B015	1B015	1B015	1B015	1B015	1B015	1B015	1B015	1B14B	1B14B	1B14B	1B14B
02360	65	JOINT/DA LST MO	1B025	1B025	1B025	1B025	1B025	1B025	1B025	1B025	1B025	1B025	1B025	1B025	1B025	1B025	1B025
02370	65	OZS.MJ LST MO/6	1B026	1B026	1B026	1B026	1B026	1B026	1B026	1B026	1B026	1B026	1B026	1B026	1B026	1B026	1B026
11030	184	5+BR/LST2WK,10+X	4D05	4D05	4D05	4D05	4D05	4D05	4D12	4D12	4D12	4D12	4D12	4D12	4D12	4D12	4D12
11070	185	#X 20OZ+ WN/2 WK	4D07	4D07	4D07	4D07	4D07	4D07	4D14	4D14	4D14	4D14	4D14	4D14	4D14	4D16	4D16
11110	186	#X 5+LIQ/LST 2WK	4D09	4D09	4D09	4D09	4D09	4D09	4D16	4D16	4D16	4D16	4D16	4D16	4D16	4D18	4D18
21100		#CANS COLA/DAY						5E10									
21110		#CUPS COFFEE/DAY						5E11									
21120		#CUPS TEA/DAY						5E12									
21130		#12OZ CAF DRK/DA							5E08		5E08						



[illegible]

**A01c: DRUGS. Number of uses in last 30 days (continued)**

01090	2B14C	2B14C	2B14C	2B14C	2B14C	2B14C	2B14C	2B14C	2B14C	2B14C	2B14C	2B14C*	2B14C	2B14C	2B14C	2B14C	2B14C	2B14C	2B14C
01090	3B14C	3B14C	3B14C	3B14C	3B14C	3B14C	3B14C	3B14C	3B14C	3B14C	3B14C	3B14C	3B14C	3B14C	3B14C	3B14C	3B14C	3B14C	3B14C
01090	4B14C	4B14C	4B14C	4B14C	4B14C	4B14C	4B14C	4B14C	4B14C	4B14C	4B14C	4B14C*	4B14C	4B14C	4B14C	4B14C	4B14C	4B14C	4B14C
01090	5B14C	5B14C	5B14C	5B14C	5B14C	5B14C	5B14C	5B14C	5B14C	5B14C	5B14C	5B14C*	5B14C	5B14C	5B14C	5B14C	5B14C	5B14C	5B14C
01090	6B14C	6B14C	6B14C	6B14C	6B14C	6B14C	6B32C	6B32C	6B32C	6B32C	6B32C	6B32C*	6B32C	6B32C	6B32C	6B32C	6B32C	6B32C	6B32C
01120	1B86C	1B86C	1B86C	1B86C	1B86C	1B86C	1B86C	1B86C	1B86C	1B86C	1B86C	1B86C	1B86C	1B86C	1B86C	1B86C	1B87C	1B87C	1B87C
01120	2B15C	2B15C	2B15C	2B15C															
01120	3B15C	3B15C	3B15C	3B15C	3B15C	3B15C	3B15C	3B15C	3B15C	3B15C	3B15C	3B15C	3B15C	3B15C	3B15C	3B15C	3B15C	3B15C	3B15C
01120	4B15C	4B15C	4B15C	4B15C	4B15C	4B15C	4B15C	4B15C	4B15C	4B15C	4B15C	4B15C	4B15C	4B15C	4B15C	4B15C	4B15C	4B15C	4B15C
01120	5B15C	5B15C	5B15C																
01120	6B15C	6B15C	6B15C	6B15C															
01150	1B88C	1B88C	1B88C	1B88C	1B88C	1B88C	1B88C	1B88C	1B88C	1B88C	1B88C	1B88C*	1B88C	1B88C	1B88C	1B88C	1B89C	1B89C	1B89C
01150	2B16C	2B16C	2B16C	2B16C	2B17C	2B17C	2B17C	2B17C	2B17C	2B17C	2B17C	2B17C*	2B17C	2B17C	2B17C	2B17C	2B17C	2B17C	2B17C
01150	3B16C	3B16C	3B16C	3B16C	3B16C	3B16C	3B16C	3B16C	3B16C	3B16C	3B16C	3B16C	3B16C	3B16C	3B16C	3B16C	3B16C	3B16C	3B16C
01150	4B16C	4B16C	4B16C	4B16C	4B16C	4B16C	4B16C	4B16C	4B16C	4B16C	4B16C	4B16C*	4B16C	4B16C	4B16C	4B16C	4B16C	4B16C	4B16C
01150	5B16C	5B16C	5B16C	5B16C	5B17C	5B17C	5B17C	5B17C	5B17C	5B17C	5B17C	5B17C	5B17C	5B17C	5B17C	5B17C	5B17C	5B17C	5B17C
01150	6B16C	6B16C	6B16C	6B16C	6B17C	6B17C	6B35C	6B35C	6B35C	6B35C	6B35C	6B35C	6B35C	6B35C	6B35C	6B35C	6B35C	6B35C	6B35C
01180	2B17C	2B17C	2B17C	2B17C	2B18C	2B18C	2B18C	2B18C	2B18C	2B18C	2B18C	2B18C	2B18C	2B18C	2B18C	2B18C	2B18C	2B18C	2B18C
01180	3B17C	3B17C	3B17C	3B17C	3B17C	3B17C	3B17C	3B17C	3B17C	3B17C	3B17C	3B17C	3B17C	3B17C	3B17C	3B17C	3B17C	3B17C	3B17C
01180	4B17C	4B17C	4B17C	4B17C	4B17C	4B17C													
01180	5B17C	5B17C	5B17C	5B17C	5B18C	5B18C	5B18C	5B18C	5B18C	5B18C	5B18C	5B18C	5B18C	5B18C	5B18C	5B18C	5B18C	5B18C	5B18C
01180	6B17C	6B17C	6B17C	6B17C	6B18C	6B18C	6B36C												
01182	2E04C	2E04C	2E04C	2E04C	2E04C	2E04C	2E04C	2E04C	2E04C	2E04C	2E04C	2E04C	2E04C	2E04C	2E04C	2E04C	2E04C	2E04C	2E04C
01186	2E05C	2E05C	2E05C	2E05C	2E05C	2E05C	2E05C	2E05C	2E05C	2E05C	2E05C	2E05C	2E05C	2E05C	2E05C	2E05C	2E05C	2E05C	2E05C
02060	1B18C	1B18C	1B18C	1B18C	1B18C	1B18C	1B18C	1B18C	1B18C	1B18C	1B18C	1B18C	1B18C	1B18C	1B18C	1B18C	1B18C	1B18C	1B18C
02090	1B19C	1B19C	1B19C	1B19C	1B19C	1B19C	1B19C	1B19C	1B19C	1B19C	1B19C	1B19C	1B19C	1B19C	1B19C	1B19C	1B19C	1B19C	1B19C
11020	4D11C	4D11C	4D11C	4D11C	4D11C	4D11C	4D11C	4D11C	4D11C	4D11C	4D11C	4D11C	4D11C	4D11C	4D11C	4D11C	4D11C	4D11C	4D11C
11060	4D15C	4D15C	4D15C	4D15C	4D15C	4D15C	4D15C	4D15C	4D15C	4D15C	4D15C	4D15C	4D15C	4D15C	4D15C	4D15C	4D15C	4D15C	4D15C
11100	4D17C	4D17C	4D17C	4D17C	4D17C	4D17C	4D17C	4D17C	4D17C	4D17C	4D17C	4D17C	4D17C	4D17C	4D17C	4D17C	4D17C	4D17C	4D17C
21240	1B46C	1B46C	1B46C	1B46C	1B46C	1B46C	1B46C	1B46C	1B46C	1B46C	1B46C	1B46C	1B46C	1B46C	1B46C	1B46C	1B46C	1B46C	1B46C
21270	1B47C	1B47C	1B47C	1B47C	1B47C	1B47C	1B47C	1B47C	1B47C	1B47C	1B47C	1B47C	1B47C	1B47C	1B47C	1B47C	1B47C	1B47C	1B47C
21300	1B48C	1B48C	1B48C	1B48C	1B48C	1B48C	1B48C	1B48C	1B48C	1B48C	1B48C	1B48C	1B48C	1B48C	1B48C	1B48C	1B48C	1B48C	1B48C
22240																			
22280	1B75C	1B75C	1B75C	1B75C	1B75C	1B75C	1B75C	1B75C	1B75C	1B75C	1B75C	1B75C	1B75C	1B75C	1B75C	1B75C	1B76C	1B76C	1B76C
22280	2E03C	2E03C	2E03C	2E03C	2E03C	2E03C	2E03C	2E03C	2E03C	2E03C	2E03C	2E03C	2E03C	2E03C	2E03C	2E03C	2E03C	2E03C	2E03C
22280	3B11C	3B11C	3B11C	3B11C	3B11C	3B11C	3B11C	3B11C	3B11C	3B11C	3B11C	3B11C	3B11C	3B11C	3B11C	3B11C	3B11C	3B11C	3B11C
22280	4B11C	4B11C	4B11C	4B11C	4B11C	4B11C	4B11C	4B11C	4B11C	4B11C	4B11C	4B11C	4B11C	4B11C	4B11C	4B11C	4B11C	4B11C	4B11C
22280	5E06C	5E06C	5E06C	5E06C	5E06C	5E06C	5E06C	5E06C	5E06C	5E06C	5E06C	5E06C	5E06C	5E06C	5E06C	5E06C	5E06C	5E06C	5E06C
22280	6B11C	6B11C	6B11C	6B11C	6B11C	6B11C	6B29C	6B29C	6B29C	6B29C	6B29C	6B29C	6B29C	6B29C	6B29C	6B29C	6B29C	6B29C	6B29C
22340	1B76C	1B76C	1B76C	1B76C	1B76C	1B76C	1B76C	1B76C	1B76C	1B76C	1B76C	1B76C	1B76C	1B76C	1B76C	1B76C	1B77C	1B77C	1B77C
22340	3B12C	3B12C	3B12C	3B12C	3B12C	3B12C	3B12C	3B12C	3B12C	3B12C	3B12C	3B12C	3B12C	3B12C	3B12C	3B12C	3B12C	3B12C	3B12C
22340	4B12C	4B12C	4B12C	4B12C	4B12C	4B12C	4B12C	4B12C	4B12C	4B12C	4B12C	4B12C	4B12C	4B12C	4B12C	4B12C	4B12C	4B12C	4B12C
22340	6B12C	6B12C	6B12C	6B12C	6B12C	6B12C	6B30C	6B30C	6B30C	6B30C	6B30C	6B30C	6B30C	6B30C	6B30C	6B30C	6B30C	6B30C	6B30C
22640	4D13C	4D13C	4D13C	4D13C	4D13C	4D13C	4D13C	4D13C	4D13C	4D13C	4D13C	4D13C	4D13C	4D13C	4D13C	4D13C	4D15C	4D15C	4D15C
22680							3B18C	3B18C	3B18C	3B18C	3B18C	3B18C	3B18C	3B18C	3B18C	3B18C	3B18C	3B18C	3B18C
22680																			
22710	2E06C	2E06C	2E06C	2E06C	2E06C	2E06C	2E06C	2E06C	2E06C	2E06C	2E06C	2E06C	2E06C	2E06C	2E06C	2E06C	2E06C	2E04C	2E04C
22710	6D03C	6D03C	6D03C	6D03C	6D03C	6D03C	6D03C	6D03C	6D03C	6D03C	6D03C	6D12C	6D12C	6D12C	6D12C	6D12C	6D12C	6D12C	6D12C
24400	2B12C	2B12C	2B12C	2B12C	2B12C	2B12C	2B12C	2B12C	2B12C	2B12C	2B12C	2B12C	2B12C	2B12C	2B12C	2B12C	2B12C	2B12C	2B12C
24400	5B12C	5B12C	5B12C	5B12C	5B12C	5B12C	5B12C	5B12C	5B12C	5B12C	5B12C	5B12C	5B12C	5B12C	5B12C	5B12C	5B12C	5B12C	5B12C
25040	1B16C	1B16C	1B16C	1B16C	1B16C	1B16C	1B16C	1B16C	1B16C	1B16C	1B16C	1B16C	1B16C	1B16C	1B16C	1B16C	1B16C	1B16C	1B16C
25040	6D02C	6D02C	6D02C	6D02C	6D02C	6D02C	6D09C	6D09C	6D09C	6D11C	6D11C	6D11C	6D11C	6D11C	6D11C	6D11C	6D11C	6D11C	6D11C
25070	6D06C	6D06C	6D06C	6D06C	6D06C	6D06C	6D13C	6D13C	6D13C	6D14C	6D14C	6D14C	6D14C	6D14C	6D14C	6D14C	6D14C	6D14C	6D14C
29650							2B15C	2B15C	2B15C	2B15C	2B15C	2B15C	2B15C	2B15C	2B15C	2B15C	2B15C	2B15C	2B15C
29650							5B15C	5B15C	5B15C	5B15C	5B15C	5B15C	5B15C	5B15C	5B15C	5B15C	5B15C	5B15C	5B15C
29650							6B16C	6B16C	6B33C	6B33C	6B33C	6B33C	6B33C	6B33C	6B33C	6B33C	6B33C	6B33C	6B33C
29680							2B16C	2B16C	2B16C	2B16C	2B16C	2B16C	2B16C	2B16C	2B16C	2B16C	2B16C	2B16C	2B16C
29680							5B16C	5B16C	5B16C	5B16C	5B16C	5B16C	5B16C	5B16C	5B16C	5B16C	5B16C	5B16C	5B16C
29680																			
29680							6B17C	6B17C	6B34C	6B34C	6B34C	6B34C	6B34C	6B34C	6B34C	6B34C	6B34C	6B34C	6B34C
29790							4B18C	4B18C	4B18C	4B18C	4B18C	4B18C	4B18C	4B18C	4B18C	4B18C	4B18C	4B18C	4B18C
30820																			
30820																			
31380																			

**A01d: DRUGS. Quantity used**

[illegible]

\*=item text changed from previous year



Item Ref. No.	Page Loc. in Vol.	ITEM DESCRIPTION (ABBREVIATED)	QUESTIONNAIRE LOCATION																
			BY YEAR																
			(FORM, SECTION, AND QUESTION NUMBER)																
			1976	1977	1978	1979	1980	1981	1982	1983	1984	1985	1986	1987	1988	1989	1990		
A01d: DRUGS. Quantity used (continued)																			
21140	185	#12OZ OTH DRK/DA							5E09	5E09									
21150		#CUPS COFFEE/DA							5E10	5E10									
21160		#CUPS OF TEA/DAY							5E11	5E11									
21170		#CUPS DECAFF/DAY							5E12	5E12									
22650		5+WINCOOL/LST2WK														4D14	4D14	4D14	

**A01e: DRUGS. How high? (How often?)**

[illegible]

**A01f: DRUGS. How long high?**

[illegible]

## A01q: DRUGS. Incidence of first use

[illegible]

\*=item text changed from previous year



## 275

\*=item text changed from previous year



[illegible]

**A01h: DRUGS. Use with other drugs**

[illegible]

**A01j: DRUGS. Tried to stop**

[illegible]

\*=item text changed from previous year



## 277

A01q: DRUGS. Incidence of first use (continued)

**A01h: DRUGS. Use with other drugs**

**A01j: DRUGS.** Tried to stop

\*=item text changed from previous year



[illegible]

## A01j: DRUGS. Tried to stop (continued)

[illegible]

**A01j: DRUGS. Use on doctor's orders?**

[illegible]

**A01k: DRUGS. Bad trip?**

[illegible]

## A01I: DRUGS, Kinds of drugs

02720	70	TKN YR,MESCALIN	1B41A	1B41A	1B41A	1B41A	1B41A	1B41A	1B41A	1B45A	1B45A	1B45A	1B45A	1B45A	1B45A	1B45A	1B45A
02730	70	TKN YR,PEYOTE	1B41B	1B41B	1B41B	1B41B	1B41B	1B41B	1B41B	1B45B	1B45B	1B45B	1B45B	1B45B	1B45B	1B45B	1B45B
02740	70	TKN YR,PSYLOCYB	1B41C	1B41C	1B41C	1B41C	1B41C	1B41C	1B41C	1B45C	1B45C	1B45C	1B45C	1B45C	1B45C	1B45C	1B45C
02750	70	TKN YR,PCP	1B41D	1B41D	1B41D	1B41D	1B41D	1B41D	1B41D	1B45D	1B45D	1B45D	1B45D	1B45D	1B45D	1B45D	1B45D
02760	70	TKN YR,CNCT THC	1B41E	1B41E	1B41E	1B41E	1B41E	1B41E	1B41E	1B45E	1B45E	1B45E	1B45E	1B45E	1B45E	1B45E	1B45E
02770	70	TKN YR,OTH PSYD	1B41F	1B41F	1B41F	1B41F	1B41F	1B41F	1B41F	1B45F	1B45F	1B45F	1B45F	1B45F	1B45F	1B45F	1B45F
02780	70	TKN YR,DK NAME	1B41G	1B41G	1B41G	1B41G	1B41G	1B41G	1B41G	1B45G	1B45G	1B45G	1B45G	1B45G	1B45G	1B45G	1B45G
03120		TKN YR,BENZDRIN	1B49A	1B49A	1B49A	1B49A	1B49A	1B49A	1B49A	1B56A	1B56A	1B56A	1B56A	1B56A	1B56A	1B56A	1B56A
03130	76	TKN YR,DEXEDRIN	1B49B	1B49B	1B49B	1B49B	1B49B	1B49B	1B49B	1B56B	1B56B	1B56B	1B56B	1B56B	1B56B	1B56B	1B56B
03140		TKN YR,METHDRIN	1B49C	1B49C	1B49C	1B49C	1B49C	1B49C	1B49C	1B56C	1B56C	1B56C	1B56C	1B56C	1B56C	1B56C	1B56C
03150	76	TKN YR,RITALIN	1B49D	1B49D	1B49D	1B49D	1B49D	1B49D	1B49D	1B56D	1B56D	1B56D	1B56D	1B56D	1B56D	1B56D	1B56D
03160		TKN YR,PRELUDIN	1B49E	1B49E	1B49E	1B49E	1B49E	1B49E	1B49E	1B56E	1B56E	1B56E	1B56E	1B56E	1B56E	1B56E	1B56E
03170		TKN YR,DEXAMYL	1B49F	1B49F	1B49F	1B49F	1B49F	1B49F	1B49F	1B56F	1B56F	1B56F	1B56F	1B56F	1B56F	1B56F	1B56F
03180	76	TKN YR,METHAMPH	1B49G	1B49G	1B49G	1B49G	1B49G	1B49G	1B49G	1B56G	1B56G	1B56G	1B56G	1B56G	1B56G	1B56G	1B56G
03185	76	TKN YR,CRYSMETH														1B56H	1B56H
03190	76	TKN YR,OTH AMPH	1B49H	1B49H	1B49H	1B49H	1B49H	1B49H	1B49H	1B56H	1B56H	1B56H	1B56H	1B56H	1B56H	1B56I	1B56I
03200	76	TKN YR,DNT KN N	1B49I	1B49I	1B49I	1B49I	1B49I	1B49I	1B49I	1B56I	1B56I	1B56I	1B56I	1B56I	1B56I	1B56J	1B56J
03610		TKN YR,PHNOBARB	1B63A	1B63A	1B63A	1B63A	1B63A	1B63A	1B63A	1B70A	1B70A	1B70A	1B70A	1B70A	1B70A	1B70A	
03611	78	TKN YR,IPHNOBRB															
03620		TKN YR,SECONAL	1B63B	1B63B	1B63B	1B63B	1B63B	1B63B	1B63B	1B70B	1B70B	1B70B	1B70B	1B70B	1B70B	1B70B	
03621	78	TKN YR,ISECONAL															
03630		TKN YR,TUINAL	1B63C	1B63C	1B63C	1B63C	1B63C	1B63C	1B63C	1B70C	1B70C	1B70C	1B70C	1B70C	1B70C	1B70C	
03631	78	TKN YR,ITUINAL															
03640		TKN YR,NEMBUTAL	1B63D	1B63D	1B63D	1B63D	1B63D	1B63D	1B63D	1B70D	1B70D	1B70D	1B70D	1B70D	1B70D	1B70D	
03650		TKN YR,LUMINAL	1B63E	1B63E	1B63E	1B63E	1B63E	1B63E	1B63E	1B70E	1B70E	1B70E	1B70E	1B70E	1B70E	1B70E	
03660		TKN YR,DESBUTAL	1B63F	1B63F	1B63F	1B63F	1B63F	1B63F	1B63F	1B70F	1B70F	1B70F	1B70F	1B70F	1B70F	1B70F	
03670		TKN YR,AMYTAL	1B63G	1B63G	1B63G	1B63G	1B63G	1B63G	1B63G	1B70G	1B70G	1B70G	1B70G	1B70G	1B70G	1B70G	
03680		TKN YR,ADRNOCAL	1B63H	1B63H	1B63H	1B63H	1B63H	1B63H	1B63H	1B70H	1B70H	1B70H	1B70H	1B70H	1B70H	1B70H	
03690		TKN YR,OTH BRBT	1B63I	1B63I	1B63I	1B63I	1B63I	1B63I	1B63I	1B70I	1B70I	1B70I	1B70I	1B70I	1B70I	1B70I	
03691	78	TKN YR,OTHR SED															
03700		TKN YR,DNT KNOW	1B63J	1B63J	1B63J	1B63J	1B63J	1B63J	1B63J	1B70J	1B70J	1B70J	1B70J	1B70J	1B70J	1B70J	
03701	78	TKN YR,IDNT KNW															
04070	81	TKN YR,LIBRIUM	1B73A	1B73A	1B73A	1B73A	1B73A	1B73A	1B73A	1B80A	1B80A	1B80A	1B80A	1B80A	1B80A	1B80A	1B71A
04080	81	TKN YR,VALIUM	1B73B	1B73B	1B73B	1B73B	1B73B	1B73B	1B73B	1B80B	1B80B	1B80B	1B80B	1B80B	1B80B	1B80B	1B71B
04090		TKN YR,MILTOWN	1B73C	1B73C	1B73C	1B73C	1B73C	1B73C	1B73C	1B80C	1B80C	1B80C	1B80C	1B80C	1B80C	1B80C	1B71C
04095	81	TKN YR,XANAX															
04100		TKN YR,EQUANIL	1B73D	1B73D	1B73D	1B73D	1B73D	1B73D	1B73D	1B80D	1B80D	1B80D	1B80D	1B80D	1B80D	1B80D	1B71D
04110		TKN YR,MEPRBMTE	1B73E	1B73E	1B73E	1B73E	1B73E	1B73E	1B73E	1B80E	1B80E	1B80E	1B80E	1B80E	1B80E	1B80E	1B71E
04120	81	TKN YR,SEXERAX	1B73F	1B73F	1B73F	1B73F	1B73F	1B73F	1B73F	1B80F	1B80F	1B80F	1B80F	1B80F	1B80F	1B80F	1B71F
04130		TKN YR,ATARAX	1B73G	1B73G	1B73G	1B73G	1B73G	1B73G	1B73G	1B80G	1B80G	1B80G	1B80G	1B80G	1B80G	1B80G	1B71G
04140		TKN YR,TRANXENE	1B73H	1B73H	1B73H	1B73H	1B73H	1B73H	1B73H	1B80H	1B80H	1B80H	1B80H	1B80H	1B80H	1B80H	1B71H
04150		TKN YR,VISTARIL	1B73I	1B73I	1B73I	1B73I	1B73I	1B73I	1B73I	1B80I	1B80I	1B80I	1B80I	1B80I	1B80I	1B80I	1B71I
04155		TKN YR,OTH TRNQ															
04160	81	TKN YR,DNT KNW	1B73J	1B73J	1B73J	1B73J	1B73J	1B73J	1B73J	1B80J	1B80J	1B80J	1B80J	1B80J	1B80J	1B80J	1B71J
04531	86	FRM COKE-POWDER										1B90Aa	1B90Aa	1B90Aa	1B90Aa	1B83A	
04532	86	FRM COKE-FRBASE								1B90Ab	1B90Ac	1B90Ac	1B90Ac	1B90Ac	1B90Ac	1B83C	
04533	86	FRM COKE-PASTE								1B90Ad	1B90Ad	1B90Ad	1B90Ad	1B90Ad	1B90Ad	1B83D	
04534	86	FRM COKE-CRACK								1B90Ad	1B90Ad	1B90Ab	1B90Ab	1B90Ab	1B90Ab	1B83B	
05400	91	NARC TKN MTHDNE	1B101A	1B101A	1B101A	1B101A	1B101A	1B101A	1B101A	1B100A	1B100A	1B100A	1B100A	1B100A	1B100A	1B100A	1B94A
05410	91	NARC TKN OPIUM	1B101B	1B101B	1B101B	1B101B	1B101B	1B101B	1B101B	1B100B	1B100B	1B100B	1B100B	1B100B	1B100B	1B100B	1B94B
05420	91	NARC TKN MRPHNE	1B101C	1B101C	1B101C	1B101C	1B101C	1B101C	1B101C	1B100C	1B100C	1B100C	1B100C	1B100C	1B100C	1B100C	1B94C
05430	91	NARC TKN CODEIN	1B101D	1B101D	1B101D	1B101D	1B101D	1B101D	1B101D	1B100D	1B100D	1B100D	1B100D	1B100D	1B100D	1B100D	1B94D
05440	91	NARC TKN DEMOLR	1B101E	1B101E	1B101E	1B101E	1B101E	1B101E	1B101E	1B100E	1B100E	1B100E	1B100E	1B100E	1B100E	1B100E	1B94E
05445	91	NARC TKN VICODN															
05450		NARC TKN PARGRC	1B101F	1B101F	1B101F	1B101F	1B101F	1B101F	1B101F	1B100F	1B100F	1B100F	1B100F	1B100F	1B100F	1B100F	1B94F
05455	91	NARC TKN OXYCON															
05460		NARC TKN TALWIN	1B101G	1B101G	1B101G	1B101G	1B101G	1B101G	1B101G	1B100G	1B100G	1B100G	1B100G	1B100G	1B100G	1B100G	1B94G
05465	91	NARC TKN PERCET															
05470		NARC TKN LDANUM	1B101H	1B101H	1B101H	1B101H	1B101H	1B101H	1B101H	1B100H	1B100H	1B100H	1B100H	1B100H	1B100H	1B100H	1B94H
05475	91	NARC TKN PERDAN															
05478		NARC TKN DILAUD															
05480	91	NARC TKN OTHER	1B101I	1B101I	1B101I	1B101I	1B101I	1B101I	1B101I	1B100I	1B100I	1B100I	1B100I	1B100I	1B100I	1B100I	1B94I
05490	91	NARC TKN DNT KN	1B101J	1B101J	1B101J	1B101J	1B101J	1B101J	1B101J	1B100J	1B100J	1B100J	1B100J	1B100J	1B100J	1B100J	1B94J
30060		CIG BRAND TODAY															
30065	57	USUAI CIG BRAND															



## 279

A01j: DRUGS. Tried to stop (continued)[illegible]

02790	1B049	1B049	1B049	1B049	1B049	1B049	1B049	1B049	1B049	1B049	1B049	1B049	1B049	1B049	1B049	1B049	1B049	1B049	1B049	1B049
03280	1B061	1B061	1B061	1B061	1B061	1B061	1B061	1B061	1B061	1B061	1B061	1B061	1B061	1B061	1B061	1B061	1B061	1B061	1B061	1B061
03282																				
03730	1B064	1B064	1B064	1B064	1B064	1B064	1B064	1B064	1B064	1B64	1B64*	1B064	1B064	1B064	1B065	1B065	1B065	1B065	1B065	1B065
05020	1B087	1B087	1B087	1B087	1B087	1B087	1B087	1B087	1B087	1B087	1B87	1B87*	1B087	1B087	1B088	1B088	1B088	1B088	1B088	1B088
31460															4D08	4D08	4D08	4D08	4D08	4D08
31460															5D03	5D03	5D03	5D03	5D03	5D03
31480															4D10	4D10	4D10	4D10	4D10	4D10
31480															5D05	5D05	5D05	5D05	5D05	5D05
31490															4D11	4D11	4D11	4D11	4D11	4D11
31490															5D06	5D06	5D06	5D06	5D06	5D06

[illegible][illegible]

\*=item text changed from previous year



[illegible]



# QUESTION INDEX 1976-2011

281

Item Ref. No.	QUESTIONNAIRE LOCATION																				
	BY YEAR																				
	(FORM, SECTION, AND QUESTION NUMBER)																				
	1991	1992	1993	1994	1995	1996	1997	1998	1999	2000	2001	2002	2003	2004	2005	2006	2007	2008	2009	2010	2011

## A01l: DRUGS. Kinds of drugs (continued)

30065																					
30065																					
30090																					
31760																					
31770																					
31780																					
31790																					
31800																					
31880																					
31890																					
31900																					
31980																					

## A01m: DRUGS. Cost

20506																					
-------	--	--	--	--	--	--	--	--	--	--	--	--	--	--	--	--	--	--	--	--	--

## A01n: DRUGS. Source

31690																					
31700																					
31701																					
31702																					
31710																					
31711																					
31712																					
31720																					
31721																					
31722																					
31730																					
31740																					
31750																					
31810																					
31820																					
31821																					
31822																					
31830																					
31831																					
31832																					
31840																					
31841																					
31842																					
31850																					
31860																					
31870																					
31910																					
31920																					
31921																					
31922																					
31930																					
31931																					
31932																					
31940																					
31941																					
31942																					
31950																					
31960																					
31970																					
32460																					
32470																					
32480																					
32490																					

## A01o: DRUGS. Non-alcoholic drinks (caffeine, soda, energy drinks, etc.)

32540																					
32550																					
32560																					
32570																					

## A02a: DRUGS. Friends' use

07070	1B101A	1B101A	1B101A	1B101A	1B101A	1B101A	1B101A	1B101A	1B101A	1B101A	1B101A	1B101A	1B101A	1B101A	1B101A	1B101A	1B101A	1B101A	1B101A	1B101A	1B101A
07070	2D05A	2D07A	2D07A	2D07A	2D07A	2D07A	2D07A	2D07A	2D07A	2D07A	2D07A	2D07A	2D07A	2D07A	2D07A	2D07A	2D07A	2D07A	2D07A	2D07A	2D07A
07070	3E01A	3E01A	3E01A	3E01A	3E01A	3E01A	3E01A	3E01A	3E01A	3E01A	3E01A	3E01A	3E01A	3E01A	3E01A	3E01A	3E01A	3E01A	3E01A	3E01A	3E01A
07070	6D11A	6D11A	6D11A	6D11A	6D11A	6D11A	6D11A	6D11A	6D11A	6D11A	6D11A	6D11A	6D11A	6D11A	6D11A	6D11A	6D11A	6D11A	6D11A	6D11A	6D11A
07080	1B101B	1B101B	1B101B	1B101B	1B101B	1B101B	1B101B	1B101B	1B101B	1B101B	1B101B	1B101B	1B101B	1B101B	1B101B	1B101B	1B101B	1B101B	1B101B	1B101B	1B101B
07080	2D05B	2D07B	2D07B	2D07B	2D07B	2D07B	2D07B	2D07B	2D07B	2D07B	2D07B	2D07B	2D07B	2D07B	2D07B	2D07B	2D07B	2D07B	2D07B	2D07B	2D07B
07080	3E01B	3E01B	3E01B	3E01B	3E01B	3E01B	3E01B	3E01B	3E01B	3E01B	3E01B	3E01B	3E01B	3E01B	3E01B	3E01B	3E01B	3E01B	3E01B	3E01B	3E01B
07080	6D11B	6D11B	6D11B	6D11B	6D11B	6D11B	6D11B	6D11B	6D11B	6D11B	6D11B	6D11B	6D11B	6D11B	6D11B	6D11B	6D11B	6D11B	6D11B	6D11B	6D11B
07090	2D05C	2D07C	2D07C	2D07C	2D07C	2D07C	2D07C	2D07C	2D07C	2D07C	2D07C	2D07C	2D07C	2D07C	2D07C	2D07C	2D07C	2D07C	2D07C	2D07C	2D07C
07090	6D11C	6D11C	6D11C	6D11C	6D11C	6D11C	6D11C	6D11C	6D11C	6D11C	6D11C	6D11C	6D11C	6D11C	6D11C	6D11C	6D11C	6D11C	6D11C	6D11C	6D11C
07100	2D05D	2D07D	2D07D	2D07D	2D07D	2D07D	2D07D	2D07D	2D07D	2D07D	2D07D	2D07D	2D07D	2D07D	2D07D	2D07D	2D07D	2D07D	2D07D	2D07D	2D07D
07100	6D11E	6D11E	6D11E	6D11E	6D11E	6D11E	6D11E	6D11E	6D11E	6D11E	6D11E	6D11E	6D11E	6D11E	6D11E	6D11E	6D11E	6D11E	6D11E	6D11E	6D11E
07110	2D05E	2D07E	2D07E	2D07E	2D07E	2D07E	2D07E	2D07E	2D07E	2D07E	2D07E	2D07E	2D07E	2D07E	2D07E	2D07E	2D07E	2D07E	2D07E	2D07E	2D07E
07110	6D11F	6D11F	6D11F	6D11F	6D11F	6D11F	6D11F	6D11F	6D11F	6D11F	6D11F	6D11F	6D11F	6D11F	6D11F	6D11F	6D11F	6D11F	6D11F	6D11F	6D11F
07120	2D05F	2D07F	2D07F	2D07F	2D07F	2D07F	2D07F	2D07F	2D07F	2D07F	2D07F	2D07F	2D07F	2D07F	2D07F	2D07F	2D07F	2D07F	2D07F	2D07F	2D07F
07120																					
07130	2D05G	2D07G	2D07G	2D07G	2D07G	2D07G	2D07G	2D07G	2D07G	2D07G	2D07G	2D07G	2D07G	2D07G	2D07G	2D07G	2D07G	2D07G	2D07G	2D07G	2D07G
07130	6D11G	6D11G	6D11G	6D11G	6D11G	6D11G	6D11G	6D11G	6D11G	6D11G	6D11G	6D11G	6D11G	6D11G	6D11G	6D11G	6D11G	6D11G	6D11G	6D11G	6D11G
07135																					

\*=item text changed from previous year



[illegible]



[illegible]

## A02a: DRUGS. Friends' use (continued)

[illegible]

**A02b: DRUGS. Exposure to users**

[illegible]

**A02c: DRUGS. Exposure through the media**

[illegible]

### A03a: DRUGS. Availability

[illegible]

\*=item text changed from previous year



## MONITORING THE FUTURE

[illegible]**A03a: DRUGS. Availability (continued)**[illegible]

**A03b: DRUGS. Purchase**

[illegible]

**A04a: DRUGS. Expected future use among all respondents**

[illegible]

**A04b: DRUGS. Expected future use among nonusers**

[illegible]

**A05a: DRUGS. Conditions of use — Alone**

[illegible]



[illegible]**A03a: DRUGS. Availability (continued)**[illegible]

**A03b: DRUGS, Purchase**

[illegible]

**A04a: DRUGS. Expected future use among all respondents**

[illegible]

**A04b: DRUGS. Expected future use among nonusers**

[illegible]

**A05a: DRUGS. Conditions of use — Alone**

01720	1B08A	1B08A	1B08A	1B08A	1B08A	1B08A	1B08A	1B08A	1B08A	1B08A	1B08A	1B08A	1B08A	1B08A	1B08A	1B08A	1B08A	1B08A	1B08A	1B08A
02100	1B20A	1B20A	1B20A	1B20A	1B20A	1B20A	1B20A	1B20A	1B20A	1B20A	1B20A	1B20A	1B20A	1B20A	1B20A	1B20A	1B20A	1B20A	1B20A	1B20A
02400	1B34A	1B34A	1B34A	1B34A	1B34A	1B34A	1B34A	1B34A	1B34A	1B34A	1B34A	1B34A	1B34A	1B34A	1B34A	1B34A	1B34A	1B34A	1B34A	1B34A
02800	1B51A	1B51A	1B51A	1B51A	1B51A	1B51A	1B51A	1B51A	1B51A	1B51A	1B51A	1B51A	1B51A	1B51A	1B51A	1B51A	1B51A	1B51A	1B51A	1B51A
03290																				
03740	1B66A	1B66A	1B66A	1B66A	1B66A	1B66A	1B66A	1B66A	1B66A	1B66A	1B66A	1B66A	1B66A	1B66A	1B66A	1B66A	1B67A	1B67A	1B67A	1B67A
04190	1B77A	1B77A	1B77A	1B77A	1B77A	1B77A	1B77A	1B77A	1B77A	1B77A	1B77A	1B77A	1B77A	1B77A	1B77A	1B77A	1B78A	1B78A	1B78A	1B78A
04610																				
05030	1B89A	1B89A	1B89A	1B89A	1B89A	1B89A	1B89A	1B89A	1B89A	1B89A	1B89A	1B89A	1B89A	1B89A	1B89A	1B89A	1B90A	1B90A	1B90A	1B90A

\*=item text changed from previous year







## 287

[illegible]

**A05b: DRUGS. Conditions of use — With others**

[illegible]

**A05c: DRUGS. Settings of use (at school, at home, etc.)**

[illegible]



## MONITORING THE FUTURE

[illegible]

**A05d: DRUGS. Mode of drug administration**

[illegible]

**A06a: DRUGS. Reasons for use**

[illegible]



## QUESTION INDEX 1976-2011

[illegible]

**A05d: DRUGS. Mode of drug administration**

[illegible]

**A06a: DRUGS. Reasons for use**

[illegible]



Item Ref. No.	Page Loc. in Vol.	ITEM DESCRIPTION (ABBREVIATED)	QUESTIONNAIRE LOCATION															
			BY YEAR															
			(FORM, SECTION, AND QUESTION NUMBER)															
			1976	1977	1978	1979	1980	1981	1982	1983	1984	1985	1986	1987	1988	1989	1990	
<b>A06a: DRUGS. Reasons for use (continued)</b>																		
03460		BARB RELAX	1B60B	1B60B	1B60B	1B60B	1B60B	1B60B	1B67B	1B67B	1B67B	1B67B	1B67B	1B67B	1B67B	1B67B		
03470		BARB GET HIGH	1B60C	1B60C	1B60C	1B60C	1B60C	1B60C	1B67C	1B67C	1B67C	1B67C	1B67C	1B67C	1B67C	1B67C		
03480		BARB SK INSIGHT	1B60D	1B60D	1B60D	1B60D	1B60D	1B60D	1B67D	1B67D	1B67D	1B67D	1B67D	1B67D	1B67D	1B67D		
03490		BARB GD TM FRND	1B60E	1B60E	1B60E	1B60E	1B60E	1B60E	1B67E	1B67E	1B67E	1B67E	1B67E	1B67E	1B67E	1B67E		
03500		BARB FIT IN GRP	1B60F	1B60F	1B60F	1B60F	1B60F	1B60F	1B67F	1B67F	1B67F	1B67F	1B67F	1B67F	1B67F	1B67F		
03510		BARB GT AWY PRB	1B60G	1B60G	1B60G	1B60G	1B60G	1B60G	1B67G	1B67G	1B67G	1B67G	1B67G	1B67G	1B67G	1B67G		
03520		BARB BOREDOM	1B60H	1B60H	1B60H	1B60H	1B60H	1B60H	1B67H	1B67H	1B67H	1B67H	1B67H	1B67H	1B67H	1B67H		
03530		BARB ANGR&FRSTN	1B60I	1B60I	1B60I	1B60I	1B60I	1B60I	1B67I	1B67I	1B67I	1B67I	1B67I	1B67I	1B67I	1B67I		
03540		BARB GT THRU DA	1B60J	1B60J	1B60J	1B60J	1B60J	1B60J	1B67J	1B67J	1B67J	1B67J	1B67J	1B67J	1B67J	1B67J		
03550		BARB INCR EF DR	1B60K	1B60K	1B60K	1B60K	1B60K	1B60K	1B67K	1B67K	1B67K	1B67K	1B67K	1B67K	1B67K	1B67K		
03560		BARB DCRS EF DR	1B60L	1B60L	1B60L	1B60L	1B60L	1B60L	1B67L	1B67L	1B67L	1B67L	1B67L	1B67L	1B67L	1B67L		
03570		BARB GET SLEEP	1B60M	1B60M	1B60M	1B60M	1B60M	1B60M	1B67M	1B67M	1B67M	1B67M	1B67M	1B67M	1B67M	1B67M		
03575		BARB RLV PHYS P		1B60N	1B60N	1B60N	1B60N	1B60N	1B67N	1B67N	1B67N	1B67N	1B67N	1B67N	1B67N	1B67N		
03580		BARB I AM HOOKD	1B60N	1B60N	1B60O	1B60O	1B60O	1B60O	1B67O	1B67O	1B67O	1B67O	1B67O	1B67O	1B67O	1B67O		
03910	81	TRNQ EXPERIMENT	1B70A	1B70A	1B70A	1B70A	1B70A	1B70A	1B77A	1B77A	1B77A	1B77A	1B77A	1B77A	1B77A	1B77A	1B68A	
03920	81	TRNQ RELAX	1B70B	1B70B	1B70B	1B70B	1B70B	1B70B	1B77B	1B77B	1B77B	1B77B	1B77B	1B77B	1B77B	1B77B	1B68B	
03930	81	TRNQ GET HIGH	1B70C	1B70C	1B70C	1B70C	1B70C	1B70C	1B77C	1B77C	1B77C	1B77C	1B77C	1B77C	1B77C	1B77C	1B68C	
03940	81	TRNQ SK INSIGHT	1B70D	1B70D	1B70D	1B70D	1B70D	1B70D	1B77D	1B77D	1B77D	1B77D	1B77D	1B77D	1B77D	1B77D	1B68D	
03950		TRNQ GD TM FRND	1B70T	1B70T	1B70T	1B70T	1B70T	1B70T	1B77T	1B77T	1B77T	1B77T	1B77T	1B77T	1B77T	1B77T	1B68T	
03960	81	TRNQ FIT IN GRP	1B70F	1B70F	1B70F	1B70F	1B70F	1B70F	1B77F	1B77F	1B77F	1B77F	1B77F	1B77F	1B77F	1B77F	1B68F	
03970	81	TRNQ GT AWY PRB	1B70G	1B70G	1B70G	1B70G	1B70G	1B70G	1B77G	1B77G	1B77G	1B77G	1B77G	1B77G	1B77G	1B77G	1B68G	
03980	81	TRNQ BOREDOM	1B70H	1B70H	1B70H	1B70H	1											

**A06b: DRUGS. Consequences of use; Reasons for abstention from, or stopping drug use**

[illegible]

\*=item text changed from previous year



## 291

**A06b: DRUGS. Consequences of use: Reasons for abstention from, or stopping drug use**

09020	3D04A	3D08A	3D08A	3D08A	3D08A	3D08A	3D08A	3D08A	3D08A	3D08A	3D08A	3D08A	3D08A	3D08A	3D08A	3D07A	3D07A	3D07A	3D07A	3D07A	3D07A
09030	3D04B	3D08B	3D08B	3D08B	3D08B	3D08B	3D08B	3D08B	3D08B	3D08B	3D08B	3D08B	3D08B	3D08B	3D08B	3D07B	3D07B	3D07B	3D07B	3D07B	3D07B
09040	3D04C	3D08C	3D08C	3D08C	3D08C	3D08C	3D08C	3D08C	3D08C	3D08C	3D08C	3D08C	3D08C	3D08C	3D08C	3D07C	3D07C	3D07C	3D07C	3D07C	3D07C
09050	3D04D	3D08D	3D08D	3D08D	3D08D	3D08D	3D08D	3D08D	3D08D	3D08D	3D08D	3D08D	3D08D	3D08D	3D08D	3D07D	3D07D	3D07D	3D07D	3D07D	3D07D
09060	3D04E	3D08E	3D08E	3D08E	3D08E	3D08E	3D08E	3D08E	3D08E	3D08E	3D08E	3D08E	3D08E	3D08E	3D08E	3D07E	3D07E	3D07E	3D07E	3D07E	3D07E
09070	3D04F	3D08F	3D08F	3D08F	3D08F	3D08F	3D08F	3D08F	3D08F	3D08F	3D08F	3D08F	3D08F	3D08F	3D08F	3D07F	3D07F	3D07F	3D07F	3D07F	3D07F
09080	3D04G	3D08G	3D08G	3D08G	3D08G	3D08G	3D08G	3D08G	3D08G	3D08G	3D08G	3D08G	3D08G	3D08G	3D08G	3D07G	3D07G	3D07G	3D07G	3D07G	3D07G
09090	3D04H	3D08H	3D08H	3D08H	3D08H	3D08H	3D08H	3D08H	3D08H	3D08H	3D08H	3D08H	3D08H	3D08H	3D08H	3D07H	3D07H	3D07H	3D07H	3D07H	3D07H



Item Ref. No.	Page Loc. in Vol.	ITEM DESCRIPTION (ABBREVIATED)	QUESTIONNAIRE LOCATION BY YEAR (FORM, SECTION, AND QUESTION NUMBER)														
			1976	1977	1978	1979	1980	1981	1982	1983	1984	1985	1986	1987	1988	1989	1990

## A06b: DRUGS. Consequences of use; Reasons for abstention from, or stopping drug use (continued)

09100	155	MJ NOT ENJOYABLE	3D04I	3D04I*	3D04I	3D04I	3D04I	3D04I	3D04I	3D04I	3D04I	3D04I	3D04I	3D04I	3D04I	3D04I	3D04I
09110	155	PRNTS DISAPPROVE	3D04J	3D04J*	3D04J	3D04J	3D04J	3D04J	3D04J	3D04J	3D04J	3D04J	3D04J	3D04J	3D04J	3D04J	3D04J
09120	155	HS/WF DISAPPROVE	3D04K	3D04K*	3D04K	3D04K	3D04K	3D04K	3D04K	3D04K	3D04K	3D04K	3D04K	3D04K	3D04K	3D04K	3D04K
09130	155	DONT LIKE USERS	3D04L	3D04L*	3D04L	3D04L	3D04L	3D04L	3D04L	3D04L	3D04L	3D04L	3D04L	3D04L	3D04L	3D04L	3D04L
09140	155	FRNDS DNT USE IT	3D04M	3D04M*	3D04M	3D04M	3D04M	3D04M	3D04M	3D04M	3D04M	3D04M	3D04M	3D04M	3D04M	3D04M	3D04M
09150	155	PSSBLY BAD TRIP	3D04N	3D04N*	3D04N	3D04N	3D04N	3D04N	3D04N	3D04N	3D04N	3D04N	3D04N	3D04N	3D04N	3D04N	3D04N
09160	155	TOO EXPENSIVE		3D04O	3D04O	3D04O	3D04O	3D04O	3D04O	3D04O	3D04O	3D04O	3D04O	3D04O	3D04O	3D04O	3D04O
09170	155	NOT AVAILABLE		3D04P	3D04P	3D04P	3D04P	3D04P	3D04P	3D04P	3D04P	3D04P	3D04P	3D04P	3D04P	3D04P	3D04P
09180	155	NOT WNT GET HIGH		3D04Q	3D04Q	3D04Q	3D04Q	3D04Q	3D04Q	3D04Q	3D04Q	3D04Q	3D04Q	3D04Q	3D04Q	3D04Q	3D04Q
24010		CRK CRN PSYC DMG														6D15A	6D15A
24020		CRK CRN PHYS DMG														6D15B	6D15B
24030		CRK CRN GT ARSTD														6D15C	6D15C
24040		CRK CRN ADDICTN														6D15D	6D15D
24050		CRK AGST BELIEFS														6D15E	6D15E
24060		CRK CRN LEGY&AMB														6D15F	6D15F
24070		CRK CRN LSS CNTL														6D15G	6D15G
24080		CRK->STRNGR DRGS														6D15H	6D15H
24090		CRK NT ENJOYABLE														6D15I	6D15I
24100		CRK PRNTS DISAPR														6D15J	6D15J
24110		CRK HS/WF DISAPR														6D15K	6D15K
24120		CRK DISLIKE USRS														6D15L	6D15L
24130		CRK FRNDS DT USE														6D15M	6D15M
24140		CRK TOO EXPENSIV														6D15N	6D15N
24150		CRK NOT AVAILBLE														6D15O	6D15O
24160		CRK NT WNT GT HI														6D15P	6D15P
24170		CRK DEALRS DNGRS														6D15Q	6D15Q
24180		CRK SUPRT CRMNLS														6D15R	6D15R
24200		PWD CRN PSYC DMG														6D17A	6D17A
24210		PWD CRN PHYS DMG														6D17B	6D17B
24220		PWD CRN GT ARSTD														6D17C	6D17C
24230		PWD CRN ADDICTN														6D17D	6D17D
24240		PWD AGST BELIEFS														6D17E	6D17E
24250		PWD CRN LEGY&AMB														6D17F	6D17F
24260		PWD CRN LSS CNTL														6D17G	6D17G
24270		PWD->STRNGR DRGS														6D17H	6D17H
24280		PWD NT ENJOYABLE														6D17I	6D17I
24290		PWD PRNTS DISAPR														6D17J	6D17J
24300		PWD HS/WF DISAPR														6D17K	6D17K
24310		PWD DISLIKE USRS														6D17L	6D17L
24320		PWD FRNDS DT USE														6D17M	6D17M
24330		PWD TOO EXPENSIV														6D17N	6D17N
24340		PWD NOT AVAILBLE														6D17O	6D17O
24350		PWD NT WNT GT HI														6D17P	6D17P
24360		PWD DEALRS DNGRS														6D17Q	6D17Q
24370		PWD SUPRT CRMNLS														6D17R	6D17R

## A06c: DRUGS. Worries about the consequences of quitting

30100	236	QUIT SMK WRY FAT															
-------	-----	------------------	--	--	--	--	--	--	--	--	--	--	--	--	--	--	--

## A07a: DRUGS. Driving, tickets, and accidents after use

00660	27	#TCKTS AFT DRNK	1C29A	1C29A	1C29A	1C29A	1C29A	1C29A	1C29A	1C29A	1C29A	1C29A	1C29A	1C29A	1C29A	1C29A	1C29A
00660	27	#TCKTS AFT DRNK	2C29A	2C29A	2C29A	2C29A	2C29A	2C29A	2C29A	2C29A	2C29A	2C29A	2C29A	2C29A	2C29A	2C29A	2C29A
00660	27	#TCKTS AFT DRNK	3C29A	3C29A	3C29A	3C29A	3C29A	3C29A	3C29A	3C29A	3C29A	3C29A	3C29A	3C29A	3C29A	3C29A	3C29A
00660	27	#TCKTS AFT DRNK	4C29A	4C29A	4C29A	4C29A	4C29A	4C29A	4C29A	4C29A	4C29A	4C29A	4C29A	4C29A	4C29A	4C29A	4C29A
00660	27	#TCKTS AFT DRNK	5C29A	5C29A	5C29A	5C29A	5C29A	5C29A	5C29A	5C29A	5C29A	5C29A	5C29A	5C29A	5C29A	5C29A	5C29A
00660	27	#TCKTS AFT DRNK														6C29A	6C29A
00670	28	#TCKTS AFT MARJ	1C29B	1C29B	1C29B	1C29B	1C29B	1C29B	1C29B	1C29B	1C29B	1C29B	1C29B	1C29B	1C29B	1C29B	1C29B
00670	28	#TCKTS AFT MARJ	2C29B	2C29B	2C29B	2C29B	2C29B	2C29B	2C29B	2C29B	2C29B	2C29B	2C29B	2C29B	2C29B	2C29B	2C29B
00670	28	#TCKTS AFT MARJ	3C29B	3C29B	3C29B	3C29B	3C29B	3C29B	3C29B	3C29B	3C29B	3C29B	3C29B	3C29B	3C29B	3C29B	3C29B
00670	28	#TCKTS AFT MARJ	4C29B	4C29B	4C29B	4C29B	4C29B	4C29B	4C29B	4C29B	4C29B	4C29B	4C29B	4C29B	4C29B	4C29B	4C29B
00670	28	#TCKTS AFT MARJ	5C29B	5C29B	5C29B	5C29B	5C29B	5C29B	5C29B	5C29B	5C29B	5C29B	5C29B	5C29B	5C29B	5C29B	5C29B
00670	28	#TCKTS AFT MARJ														6C29B	6C29B
00680	28	#TCKTS AFT OTDG	1C29C	1C29C	1C29C	1C29C	1C29C	1C29C	1C29C	1C29C	1C29C	1C29C	1C29C	1C29C	1C29C	1C29C	1C29C
00680	28	#TCKTS AFT OTDG	2C29C	2C29C	2C29C	2C29C	2C29C	2C29C	2C29C	2C29C	2C29C	2C29C	2C29C	2C29C	2C29C	2C29C	2C29C
00680	28	#TCKTS AFT OTDG	3C29C	3C29C	3C29C	3C29C	3C29C	3C29C	3C29C	3C29C	3C29C	3C29C	3C29C	3C29C	3C29C	3C29C	3C29C
00680	28	#TCKTS AFT OTDG	4C29C	4C29C	4C29C	4C29C	4C29C	4C29C	4C29C	4C29C	4C29C	4C29C	4C29C	4C29C	4C29C	4C29C	4C29C
00680	28	#TCKTS AFT OTDG	5C29C	5C29C	5C29C	5C29C	5C29C	5C29C	5C29C	5C29C	5C29C	5C29C	5C29C	5C29C	5C29C	5C29C	5C29C
00680	28	#TCKTS AFT OTDG														6C29C	6C29C
00700	28	#ACDTS AFT DRNK	1C31A	1C31A	1C31A	1C31A	1C31A	1C31A	1C31A	1C31A	1C31A	1C31A	1C31A	1C31A	1C31A	1C31A	1C31A
00700	28	#ACDTS AFT DRNK	2C31A	2C31A	2C31A	2C31A	2C31A	2C31A	2C31A	2C31A	2C31A	2C31A	2C31A	2C31A	2C31A	2C31A	2C31A
00700	28	#ACDTS AFT DRNK	3C31A	3C31A	3C31A	3C31A	3C31A	3C31A	3C31A	3C31A	3C31A	3C31A	3C31A	3C31A	3C31A	3C31A	3C31A
00700	28	#ACDTS AFT DRNK	4C31A	4C31A	4C31A	4C31A	4C31A	4C31A	4C31A	4C31A	4C31A	4C31A	4C31A	4C31A	4C31A	4C31A	4C31A
00700	28	#ACDTS AFT DRNK	5C31A	5C31A	5C31A	5C31A	5C31A	5C31A	5C31A	5C31A	5C31A	5C31A	5C31A	5C31A	5C31A	5C31A	5C31A
00710	28	#ACDTS AFT MARJ	1C31B	1C31B	1C31B	1C31B	1C31B	1C31B	1C31B	1C31B	1C31B	1C31B	1C31B	1C31B	1C31B	1C31B	1C31B
00710	28	#ACDTS AFT MARJ	2C31B	2C31B	2C31B	2C31B	2C31B	2C31B	2C31B	2C31B	2C31B	2C31B	2C31B	2C31B	2C31B	2C31B	2C31B
00710	28	#ACDTS AFT MARJ	3C31B	3C31B	3C31B	3C31B	3C31B	3C31B	3C31B	3C31B	3C31B	3C31B	3C31B	3C31B	3C31B	3C31B	3C31B
00710	28	#ACDTS AFT MARJ	4C31B	4C31B	4C31B	4C31B	4C31B	4C31B	4C31B	4C31B	4C31B	4C31B	4C31B	4C31B	4C31B	4C31B	4C31B
00710	28	#ACDTS AFT MARJ	5C31B	5C31B	5C31B	5C31B	5C31B	5C31B	5C31B	5C31B	5C31B	5C31B	5C31B	5C31B	5C31B	5C31B	5C31B
00710	28	#ACDTS AFT MARJ														6C31B	6C31B
00720	28	#ACDTS AFT OTDG	1C31C	1C31C	1C31C	1C31C	1C31C	1C31C	1C31C	1C31C	1C31C	1C31C	1C31C	1C31C	1C31C	1C31C	1C31C
00720	28	#ACDTS AFT OTDG	2C31C	2C31C	2C31C	2C31C	2C31C	2C31C	2C31C	2C31C	2C31C	2C31C	2C31C	2C31C	2C31C	2C31C	2C31C
00720	28	#ACDTS AFT OTDG	3C31C	3C31C	3C31C	3C31C	3C31C	3C31C	3C31C	3C31C	3C31C	3C31C	3C31C	3C31C	3C31C	3C31C	3C31C
00720	28	#ACDTS AFT OTDG	4C31C	4C31C	4C31C	4C31C	4C31C	4C31C	4C31C	4C31C	4C31C	4C31C	4C31C	4C31C	4C31C	4C31C	4C31C
00720	28	#ACDTS AFT OTDG	5C31C	5C31C	5C31C	5C31C	5C31C	5C31C	5C31C	5C31C	5C31C	5C31C	5C31C	5C31C	5C31C	5C31C	5C31C
00720	28	#ACDTS AFT OTDG														6C31C	6C31C
01811	134	#X/2W DRIVE+ALCL										2E19A	2E19A	2E19A	2E20A	2E20A	2E20A
01812	134	#X/2W DRIVE+5DRK										2E19B	2E19B	2E19B	2E20B	2E20B	2E20B
01813	134	#X/2W DRIVE+M.I															







## MONITORING THE FUTURE

Item Ref. No.	Page Loc. in Vol.	ITEM DESCRIPTION (ABBREVIATED)	QUESTIONNAIRE LOCATION															
			BY YEAR															
			(FORM, SECTION, AND QUESTION NUMBER)															
			1976	1977	1978	1979	1980	1981	1982	1983	1984	1985	1986	1987	1988	1989	1990	

## A07a: DRUGS. Driving, tickets, and accidents after use (continued)

01814	135	#X/2W DRIVE+OTDG															
01815	135	#X/2W RIDE+ALCL											2E20A	2E21A	2E21A	2E21A	2E21A
01816	135	#X/2W RIDE+SDRK											2E20B	2E21B	2E21B	2E21B	2E21B
01817	135	#X/2W RIDE+MJ															
01818	135	#X/2W RIDE+OTDG															

## A07b: DRUGS. Other problems

09190		AL CS BEHV REGRT	3D05A	3D05A	3D05A	3D05A	3D05A	3D05A	3D05A	3D05A	3D05A	3D05A	3D05A	3D05A	3D05A	3D05A	3D05A
09200		AL HURT REL PRNT	3D05A	3D05A	3D05A	3D05A	3D05A	3D05A	3D05A	3D05A	3D05A	3D05A	3D05A	3D05A	3D05A	3D05A	3D05A
09210		AL HURT REL SPSE	3D05A	3D05A	3D05A	3D05A	3D05A	3D05A	3D05A	3D05A	3D05A	3D05A	3D05A	3D05A	3D05A	3D05A	3D05A
09220		AL HURT REL FRND	3D05A	3D05A	3D05A	3D05A	3D05A	3D05A	3D05A	3D05A	3D05A	3D05A	3D05A	3D05A	3D05A	3D05A	3D05A
09230		AL HURT REL TCHR	3D05A	3D05A	3D05A	3D05A	3D05A	3D05A	3D05A	3D05A	3D05A	3D05A	3D05A	3D05A	3D05A	3D05A	3D05A
09240		AL INV PL BD INF	3D05A	3D05A	3D05A	3D05A	3D05A	3D05A	3D05A	3D05A	3D05A	3D05A	3D05A	3D05A	3D05A	3D05A	3D05A
09250		AL HURT PERF JOB	3D05A	3D05A	3D05A	3D05A	3D05A	3D05A	3D05A	3D05A	3D05A	3D05A	3D05A	3D05A	3D05A	3D05A	3D05A
09260		AL CAUS<INTERSTD	3D05A	3D05A	3D05A	3D05A	3D05A	3D05A	3D05A	3D05A	3D05A	3D05A	3D05A	3D05A	3D05A	3D05A	3D05A
09270		AL CS<STABL EMTN	3D05A	3D05A	3D05A	3D05A	3D05A	3D05A	3D05A	3D05A	3D05A	3D05A	3D05A	3D05A	3D05A	3D05A	3D05A
09280		AL CS HAV<ENERGY	3D05A	3D05A	3D05A	3D05A	3D05A	3D05A	3D05A	3D05A	3D05A	3D05A	3D05A	3D05A	3D05A	3D05A	3D05A
09290		AL INTF THINK CLR	3D05A	3D05A	3D05A	3D05A	3D05A	3D05A	3D05A	3D05A	3D05A	3D05A	3D05A	3D05A	3D05A	3D05A	3D05A
09300		AL BD PSYCH EFCT	3D05A	3D05A	3D05A	3D05A	3D05A	3D05A	3D05A	3D05A	3D05A	3D05A	3D05A	3D05A	3D05A	3D05A	3D05A
09310		AL CS HEALTH BAD	3D05A	3D05A	3D05A	3D05A	3D05A	3D05A	3D05A	3D05A	3D05A	3D05A	3D05A	3D05A	3D05A	3D05A	3D05A
09320		AL CS DRIV UNSAF	3D05A	3D05A	3D05A	3D05A	3D05A	3D05A	3D05A	3D05A	3D05A	3D05A	3D05A	3D05A	3D05A	3D05A	3D05A
09330		AL GT TRBL W POL	3D05A	3D05A	3D05A	3D05A	3D05A	3D05A	3D05A	3D05A	3D05A	3D05A	3D05A	3D05A	3D05A	3D05A	3D05A
09340		AL CS NO PROBLEM	3D05A	3D05A	3D05A	3D05A	3D05A	3D05A	3D05A	3D05A	3D05A	3D05A	3D05A	3D05A	3D05A	3D05A	3D05A
09350		AL NEVER USED DG		3D05A	3D05A	3D05A	3D05A	3D05A	3D05A	3D05A	3D05A	3D05A	3D05A	3D05A	3D05A	3D05A	3D05A
09360		MJ CS BEHV REGRT	3D05M	3D05M	3D05M	3D05M	3D05M	3D05M	3D05M	3D05M	3D05M	3D05M	3D05M	3D05M	3D05M	3D05M	3D05M
09370		MJ HURT REL PRNT	3D05M	3D05M	3D05M	3D05M	3D05M	3D05M	3D05M	3D05M	3D05M	3D05M	3D05M	3D05M	3D05M	3D05M	3D05M
09380		MJ HURT REL SPSE	3D05M	3D05M	3D05M	3D05M	3D05M	3D05M	3D05M	3D05M	3D05M	3D05M	3D05M	3D05M	3D05M	3D05M	3D05M
09390		MJ HURT REL FRND	3D05M	3D05M	3D05M	3D05M	3D05M	3D05M	3D05M	3D05M	3D05M	3D05M	3D05M	3D05M	3D05M	3D05M	3D05M
09400		MJ HURT REL TCHR	3D05M	3D05M	3D05M	3D05M	3D05M	3D05M	3D05M	3D05M	3D05M	3D05M	3D05M	3D05M	3D05M	3D05M	3D05M
09410		MJ INV PL BD INF	3D05M	3D05M	3D05M	3D05M	3D05M	3D05M	3D05M	3D05M	3D05M	3D05M	3D05M	3D05M	3D05M	3D05M	3D05M
09420		MJ HURT PERF JOB	3D05M	3D05M	3D05M	3D05M	3D05M	3D05M	3D05M	3D05M	3D05M	3D05M	3D05M	3D05M	3D05M	3D05M	3D05M
09430		MJ CAUS<INTERSTD	3D05M	3D05M	3D05M	3D05M	3D05M	3D05M	3D05M	3D05M	3D05M	3D05M	3D05M	3D05M	3D05M	3D05M	3D05M
09440		MJ CS<STABL EMTN	3D05M	3D05M	3D05M	3D05M	3D05M	3D05M	3D05M	3D05M	3D05M	3D05M	3D05M	3D05M	3D05M	3D05M	3D05M
09450		MJ CS HAV<ENERGY	3D05M	3D05M	3D05M	3D05M	3D05M	3D05M	3D05M	3D05M	3D05M	3D05M	3D05M	3D05M	3D05M	3D05M	3D05M
09460		MJ INTF THINK CLR	3D05M	3D05M	3D05M	3D05M	3D05M	3D05M	3D05M	3D05M	3D05M	3D05M	3D05M	3D05M	3D05M	3D05M	3D05M
09470		MJ BD PSYCH EFCT	3D05M	3D05M	3D05M	3D05M	3D05M	3D05M	3D05M	3D05M	3D05M	3D05M	3D05M	3D05M	3D05M	3D05M	3D05M
09480		MJ CS HEALTH BAD	3D05M	3D05M	3D05M	3D05M	3D05M	3D05M	3D05M	3D05M	3D05M	3D05M	3D05M	3D05M	3D05M	3D05M	3D05M
09490		MJ CS DRIV UNSAF	3D05M	3D05M	3D05M	3D05M	3D05M	3D05M	3D05M	3D05M	3D05M	3D05M	3D05M	3D05M	3D05M	3D05M	3D05M
09500		MJ GT TRBL W POL	3D05M	3D05M	3D05M	3D05M	3D05M	3D05M	3D05M	3D05M	3D05M	3D05M	3D05M	3D05M	3D05M	3D05M	3D05M
09510		MJ CS NO PROBLEM	3D05M	3D05M	3D05M	3D05M	3D05M	3D05M	3D05M	3D05M	3D05M	3D05M	3D05M	3D05M	3D05M	3D05M	3D05M
09520		MJ NEVER USED DG	3D05M	3D05M	3D05M	3D05M	3D05M	3D05M	3D05M	3D05M	3D05M	3D05M	3D05M	3D05M	3D05M	3D05M	3D05M
09530		OT CS BEHV REGRT	3D05O	3D05O	3D05O	3D05O	3D05O	3D05O	3D05O	3D05O	3D05O	3D05O	3D05O	3D05O	3D05O	3D05O	3D05O
09540		OT HURT REL PRNT	3D05O	3D05O	3D05O	3D05O	3D05O	3D05O	3D05O	3D05O	3D05O	3D05O	3D05O	3D05O	3D05O	3D05O	3D05O
09550		OT HURT REL SPSE	3D05O	3D05O	3D05O	3D05O	3D05O	3D05O	3D05O	3D05O	3D05O	3D05O	3D05O	3D05O	3D05O	3D05O	3D05O
09560		OT HURT REL FRND	3D05O	3D05O	3D05O	3D05O	3D05O	3D05O	3D05O	3D05O	3D05O	3D05O	3D05O	3D05O	3D05O	3D05O	3D05O
09570		OT HURT REL TCHR	3D05O	3D05O	3D05O	3D05O	3D05O	3D05O	3D05O	3D05O	3D05O	3D05O	3D05O	3D05O	3D05O	3D05O	3D05O
09580		OT INV PL BD INF	3D05O	3D05O	3D05O	3D05O	3D05O	3D05O	3D05O	3D05O	3D05O	3D05O	3D05O	3D05O	3D05O	3D05O	3D05O
09590		OT HURT PERF JOB	3D05O	3D05O	3D05O	3D05O	3D05O	3D05O	3D05O	3D05O	3D05O	3D05O	3D05O	3D05O	3D05O	3D05O	3D05O
09600		OT CAUS<INTERSTD	3D05O	3D05O	3D05O	3D05O	3D05O	3D05O	3D05O	3D05O	3D05O	3D05O	3D05O	3D05O	3D05O	3D05O	3D05O
09610		OT CS<STABL EMTN	3D05O	3D05O	3D05O	3D05O	3D05O	3D05O	3D05O	3D05O	3D05O	3D05O	3D05O	3D05O	3D05O	3D05O	3D05O
09620		OT CS HAV<ENERGY	3D05O	3D05O	3D05O	3D05O	3D05O	3D05O	3D05O	3D05O	3D05O	3D05O	3D05O	3D05O	3D05O	3D05O	3D05O
09630		OT INTF THINK CLR	3D05O	3D05O	3D05O	3D05O	3D05O	3D05O	3D05O	3D05O	3D05O	3D05O	3D05O	3D05O	3D05O	3D05O	3D05O
09640		OT BD PSYCH EFCT	3D05O	3D05O	3D05O	3D05O	3D05O	3D05O	3D05O	3D05O	3D05O	3D05O	3D05O	3D05O	3D05O	3D05O	3D05O
09650		OT CS HEALTH BAD	3D05O	3D05O	3D05O	3D05O	3D05O	3D05O	3D05O	3D05O	3D05O	3D05O	3D05O	3D05O	3D05O	3D05O	3D05O
09660		OT CS DRIV UNSAF	3D05O	3D05O	3D05O	3D05O	3D05O	3D05O	3D05O	3D05O	3D05O	3D05O	3D05O	3D05O	3D05O	3D05O	3D05O
09670		OT GT TRBL W POL	3D05O	3D05O	3D05O	3D05O	3D05O	3D05O	3D05O	3D05O	3D05O	3D05O	3D05O	3D05O	3D05O	3D05O	3D05O
09680		OT CS NO PROBLEM	3D05O	3D05O	3D05O	3D05O	3D05O	3D05O	3D05O	3D05O	3D05O	3D05O	3D05O	3D05O	3D05O	3D05O	3D05O
09690		OT NEVER USED DG		3D05O	3D05O	3D05O	3D05O	3D05O	3D05O	3D05O	3D05O	3D05O	3D05O	3D05O	3D05O	3D05O	3D05O

## A08a: DRUGS. Sources of help, treatment

07540		TRN F&MO DRG HP		2E05A		2E07A											
07550		TRN SR/BR DRG HP		2E05B		2E07B											
07560		TRN RLTVS DRG HP		2E05C		2E07C											
07570		TRN FRND DRG HP		2E05D		2E07D											
07580		TRN DOCTR DRG HP		2E05E		2E07E											
07590		TRN CLINC DRG HP		2E05F		2E07F											
07600		TRN CNSLR DRG HP		2E05G		2E07G											
07610		TRN TCHR DRG HP		2E05H		2E07H											
07620		TRN MNSTR DRG HP		2E05I		2E07I											
22360	91	ATTND DRG TRTMN												1B104	1B104	1B104	1B098
22370	91	RCV DRG COUNSEL												1B105	1B105	1B105	1B099

## A09a: DRUGS. Parental awareness of use

07510		PRNT THK U DRINK		2E02	2E01	2E04	2E05	2E05	2E05	2E05	2E05	2E05	2E05	2E08	2E08	2E08	2E08
07520		PRNT THK U SM MJ		2E03	2E02	2E05	2E06	2E06	2E06	2E06	2E06	2E06	2E06	2E09	2E09	2E09	2E09
07530		PRNT THK USE DRG		2E04	2E03	2E06	2E07	2E07									
23890		PRT THK U MJ/DRG														6D07	6D07



## 295

[illegible]



08560	103	DAP SMK 1PCK CI																1D21A
08560	130	DAP SMK 1PCK CIG																2E10A
08560	146	DAP SMK 1PCK CIG	3A28A	3A28A	3A28A	3A28A	3A28A	3A28A	3A28A	3A28A	3A28A	3A28A	3A28A	3A28A	3A28A	3A28A	3A27A	
08560	230	DAP SMK 1PCK CIG															6A17A	
08570	103	DAP TRY MRJ 1-2															1D21B	
08570	131	DAP TRY MRJ 1-2T															2E10B	
08570	146	DAP TRY MRJ 1-2T	3A28B	3A28B	3A28B	3A28B	3A28B	3A28B	3A28B	3A28B	3A28B	3A28B	3A28B	3A28B	3A28B	3A28B	3A27B	
08570	230	DAP TRY MRJ 1-2T															6A17B	
08580	103	DAP SMK MRJ OCC															1D21C	
08580	131	DAP SMK MRJ OCCS															2E10C	
08580	146	DAP SMK MRJ OCCS	3A28C	3A28C	3A28C	3A28C	3A28C	3A28C	3A28C	3A28C	3A28C	3A28C	3A28C	3A28C	3A28C	3A28C	3A27C	
08580	230	DAP SMK MRJ OCCS															6A17C	
08590	103	DAP SMK MRJ REG															1D21D	
08590	131	DAP SMK MRJ REGL															2E10D	
08590	146	DAP SMK MRJ REGL	3A28D	3A28D	3A28D	3A28D	3A28D	3A28D	3A28D	3A28D	3A28D	3A28D	3A28D	3A28D	3A28D	3A28D	3A27D	
08590	230	DAP SMK MRJ REGL															6A17D	
08600	146	DAP TRY LSD 1-2T	3A28E	3A28E	3A28E	3A28E	3A28E	3A28E	3A28E	3A28E	3A28E	3A28E	3A28E	3A28E	3A28E	3A28E	3A27E	
08600		DAP TRY LSD 1-2T															3A28E	
08610	147	DAP TKG LSD REGL	3A28F	3A28F	3A28F	3A28F	3A28F	3A28F	3A28F	3A28F	3A28F	3A28F	3A28F	3A28F	3A28F	3A28F	3A27F	
08610		DAP TKG LSD REGL															3A28F	
08620	147	DAP TRY HRN 1-2T	3A28G	3A28G	3A28G	3A28G	3A28G	3A28G	3A28G	3A28G	3A28G	3A28G	3A28G	3A28G	3A28G	3A28G	3A27G	
08620		DAP TRY HRN 1-2T															3A28G	
08630	147	DAP TKG HRN OCCS	3A28H	3A28H	3A28H	3A28H	3A28H	3A28H	3A28H	3A28H	3A28H	3A28H	3A28H	3A28H	3A28H	3A28H	3A27H	
08630		DAP TKG HRN OCCS															3A28H	
08640	147	DAP TKG HRN REGL	3A28I	3A28I	3A28I	3A28I	3A28I	3A28I	3A28I	3A28I	3A28I	3A28I	3A28I	3A28I	3A28I	3A28I	3A27I	
08640		DAP TKG HRN REGL															3A28I	
08640		DAP TKG HRN REGL															6A17I	
08650	147	DAP TRY BRB 1-2T	3A28J	3A28J	3A28J	3A28J	3A28J	3A28J	3A28J	3A28J	3A28J	3A28J	3A28J	3A28J	3A28J	3A28J	3A27J	
08655		DAP TRY SED/B1-2															3A28J	
08660	147	DAP TKG BRB REGL	3A28K	3A28K	3A28K	3A28K	3A28K	3A28K	3A28K	3A28K	3A28K	3A28K	3A28K	3A28K	3A28K	3A28K	3A27K	
08665		DAP USE SED/BREG															3A28K	
08670	147	DAP TRY AMP 1-2T																



## 297

[illegible]



**A11a: DRUGS. Own attitudes about use by adults (continued)**

**A11b: DRUGS.** Own attitudes regarding drugs for own children

**A11c: DRUGS. Own perceptions of users**

A11d: DRUGS. Own attitudes about use by people of high school age

**A12a: DRUGS. Parents' attitudes regarding drugs**

[illegible]



A11a: DRUGS. Own attitudes about use by adults (continued)A11b: DRUGS. Own attitudes regarding drugs for own children

**A11c: DRUGS. Own perceptions of users**

A11d: DRUGS. Own attitudes about use by people of high school age

**A12a: DRUGS.** Parents' attitudes regarding drugs

\*=item text changed from previous year



[illegible]



# QUESTION INDEX 1976-2011

301

Item Ref. No.	QUESTIONNAIRE LOCATION BY YEAR (FORM, SECTION, AND QUESTION NUMBER)																				
	1991	1992	1993	1994	1995	1996	1997	1998	1999	2000	2001	2002	2003	2004	2005	2006	2007	2008	2009	2010	2011

## A12a: DRUGS. Parents' attitudes regarding drugs (continued)

11400																					
11410																					
11420																					
11430																					
11440																					
11450																					
11460																					

## A12b: DRUGS. Friends and fellow students' attitudes regarding drugs

11470	4E07A	4E07A	4E07A	4E07A	4E07A	4E07A	4E07A	4E07A	4E07A	4E06A	4E06A	4E06A	4E06A	4E06A	4E06A	4E06A	4E06A	4E06A	4E06A	4E06A	4E06A
11470	6D10A	6D10A	6D10A	6D10A	6D10A	6D10A	6D10A	6D10A	6D10A	6D18C	6D18C	6D18C	6D18C	6D18C	6D18C	6D18C	6D18C	6D18C	6D18C	6D18C	6D18C
11480	4E07B	4E07B	4E07B	4E07B	4E07B	4E07B	4E07B	4E07B	4E07B	4E06B	4E06B	4E06B	4E06B	4E06B	4E06B	4E06B	4E06B	4E06B	4E06B	4E06B	4E06B
11480	6D10B	6D10B	6D10B	6D10B	6D10B	6D10B	6D10B	6D10B	6D10B	6D18G	6D18G	6D18G	6D18G	6D18G	6D18G	6D18G	6D18G	6D18G	6D18G	6D18G	6D18G
11490	4E07C	4E07C	4E07C	4E07C	4E07C	4E07C	4E07C	4E07C	4E07C	4E06C	4E06C	4E06C	4E06C	4E06C	4E06C	4E06C	4E06C	4E06C	4E06C	4E06C	4E06C
11490	6D10C	6D10C	6D10C	6D10C	6D10C	6D10C	6D10C	6D10C	6D10C	6D18H	6D18H	6D18H	6D18H	6D18H	6D18H	6D18H	6D18H	6D18H	6D18H	6D18H	6D18H
11500	4E07D	4E07D	4E07D	4E07D	4E07D	4E07D	4E07D	4E07D	4E07D	4E06D	4E06D	4E06D	4E06D	4E06D	4E06D	4E06D	4E06D	4E06D	4E06D	4E06D	4E06D
11500	6D10D	6D10D	6D10D	6D10D	6D10D	6D10D	6D10D	6D10D	6D10D	6D18I	6D18I	6D18I	6D18I	6D18I	6D18I	6D18I	6D18I	6D18I	6D18I	6D18I	6D18I
11510	4E07E	4E07E	4E07E	4E07E	4E07E	4E07E	4E07E	4E07E	4E07E	4E06E	4E06E	4E06E	4E06E	4E06E	4E06E	4E06E	4E06E	4E06E	4E06E	4E06E	4E06E
11520	4E07F	4E07F	4E07F	4E07F	4E07F	4E07F	4E07F	4E07F	4E07F	4E06F	4E06F	4E06F	4E06F	4E06F	4E06F	4E06F	4E06F	4E06F	4E06F	4E06F	4E06F
11520	6D10E	6D10E	6D10E	6D10E	6D10E	6D10E	6D10E	6D10E	6D10E	6D18J	6D18J	6D18J	6D18J	6D18J	6D18J	6D18J	6D18J	6D18J	6D18J	6D18J	6D18J
11525	4E07G	4E07G	4E07G	4E07G	4E07G	4E07G	4E07G	4E07G	4E07G	4E06G	4E06G	4E06G	4E06G	4E06G	4E06G	4E06G	4E06G	4E06G	4E06G	4E06G	4E06G
11526	4E07H	4E07H	4E07H	4E07H	4E07H	4E07H	4E07H	4E07H	4E07H	4E06H	4E06H	4E06H	4E06H	4E06H	4E06H	4E06H	4E06H	4E06H	4E06H	4E06H	4E06H
11530	4E07I	4E07I	4E07I	4E07I	4E07I	4E07I	4E07I	4E07I	4E07I	4E06I	4E06I	4E06I	4E06I	4E06I	4E06I	4E06I	4E06I	4E06I	4E06I	4E06I	4E06I
11530	6D10I	6D10I	6D10I	6D10I	6D10I	6D10I	6D10I	6D10I	6D10I	6D18N	6D18N	6D18N	6D18N	6D18N	6D18N	6D18N	6D18N	6D18N	6D18N	6D18N	6D18N
11540	4E07J	4E07J	4E07J	4E07J	4E07J	4E07J	4E07J	4E07J	4E07J	4E06J	4E06J	4E06J	4E06J	4E06J	4E06J	4E06J	4E06J	4E06J	4E06J	4E06J	4E06J
11540	6D10J	6D10J	6D10J	6D10J	6D10J	6D10J	6D10J	6D10J	6D10J	6D18O	6D18O	6D18O	6D18O	6D18O	6D18O	6D18O	6D18O	6D18O	6D18O	6D18O	6D18O
11550	4E07K	4E07K	4E07K	4E07K	4E07K	4E07K	4E07K	4E07K	4E07K	4E06K	4E06K	4E06K	4E06K	4E06K	4E06K	4E06K	4E06K	4E06K	4E06K	4E06K	4E06K
11550	6D10K	6D10K	6D10K	6D10K	6D10K	6D10K	6D10K	6D10K	6D10K	6D18P	6D18P	6D18P	6D18P	6D18P	6D18P	6D18P	6D18P	6D18P	6D18P	6D18P	6D18P
11551	4E07L	4E07L	4E07L	4E07L	4E07L	4E07L	4E07L	4E07L	4E07L	4E06L	4E06L	4E06L	4E06L	4E06L	4E06L	4E06L	4E06L	4E06L	4E06L	4E06L	4E06L
11551	6D10L	6D10L	6D10L	6D10L	6D10L	6D10L	6D10L	6D10L	6D10L	6D18Q	6D18Q	6D18Q	6D18Q	6D18Q	6D18Q	6D18Q	6D18Q	6D18Q	6D18Q	6D18Q	6D18Q
11552	4E07M	4E07M	4E07M	4E07M	4E07M	4E07M	4E07M	4E07M	4E07M	4E06M	4E06M	4E06M	4E06M	4E06M	4E06M	4E06M	4E06M	4E06M	4E06M	4E06M	4E06M
11552	6D10M	6D10M	6D10M	6D10M	6D10M	6D10M	6D10M	6D10M	6D10M	6D18R	6D18R	6D18R	6D18R	6D18R	6D18R	6D18R	6D18R	6D18R	6D18R	6D18R	6D18R
13650	3E07A	3E07A	3E07A	3E07A	3E07A	3E07A	3E07A	3E07A	3E07A	3E06A	3E06A	3E06A	3E06A	3E06A	3E06A	3E06A	3E06A	3E06A	3E06A	3E06A	3E06A
13660	3E07B	3E07B	3E07B	3E07B	3E07B	3E07B	3E07B	3E07B	3E07B	3E06B	3E06B	3E06B	3E06B	3E06B	3E06B	3E06B	3E06B	3E06B	3E06B	3E06B	3E06B
22450	4E09D	4E09D	4E09D	4E09D	4E09D	4E09D	4E09D	4E09D	4E09D	4E08D	4E08D	4E08D	4E08D	4E08D	4E08D	4E08D	4E08D	4E08D	4E08D	4E08D	4E08D
23940	6D10E	6D10E	6D10E	6D10E	6D10E	6D10E	6D10E	6D10E	6D10E	6D18J	6D18J	6D18J	6D18J	6D18J	6D18J	6D18J	6D18J	6D18J	6D18J	6D18J	6D18J
23950	6D10F	6D10F	6D10F	6D10F	6D10F	6D10F	6D10F	6D10F	6D10F	6D18K	6D18K	6D18K	6D18K	6D18K	6D18K	6D18K	6D18K	6D18K	6D18K	6D18K	6D18K
23960	6D10G	6D10G	6D10G	6D10G	6D10G	6D10G	6D10G	6D10G	6D10G	6D18L	6D18L	6D18L	6D18L	6D18L	6D18L	6D18L	6D18L	6D18L	6D18L	6D18L	6D18L
23970	6D10H	6D10H	6D10H	6D10H	6D10H	6D10H	6D10H	6D10H	6D10H	6D18M	6D18M	6D18M	6D18M	6D18M	6D18M	6D18M	6D18M	6D18M	6D18M	6D18M	6D18M
30380										6D17A	6D17A	6D18A	6D18A	6D18A	6D18A	6D18A	6D18A	6D18A	6D18A	6D18A	6D18A
30390										6D17B	6D17B	6D18B	6D18B	6D18B	6D18B	6D18B	6D18B	6D18B	6D18B	6D18B	6D18B
30400										6D17D	6D17D	6D18D	6D18D	6D18D	6D18D	6D18D	6D18D	6D18D	6D18D	6D18D	6D18D
30410										6D17E	6D17E	6D18E	6D18E	6D18E	6D18E	6D18E	6D18E	6D18E	6D18E	6D18E	6D18E
30420										6D17F	6D17F	6D18F	6D18F	6D18F	6D18F	6D18F	6D18F	6D18F	6D18F	6D18F	6D18F

## A12c: DRUGS. Perception of drug users

12780																				
12790																				
12800																				
12810																				
12820																				
12830																				
12840																				
12850																				
12860																				
12870																				
12890																				
12900																				
12910																				
12920																				
12930																				
12940																				
12950																				
12960																				
12970																				
12980																				
13190																				
13200																				
13210																				
13220																				
13230																				
13240																				
13250																				
13260																				
13270																				
13490																				
13500																				
13510																				
13520																				
13530																				
13540																				
13550																				
13560																				
13570																				



**A13a: DRUGS. Preferred legality for adults (continued)**

**A13b: DRUGS. Own response to legalization**

**A13c: DRUGS. Knowledge of marijuana laws**

**A14a: DRUGS. Risk of harm to self**

[illegible]



## 303

[illegible]



**A14a: DRUGS. Risk of harm to self (continued)**

**A14b: DRUGS. Risk of drug harm to others**

**A15a: DRUGS. Admitting use in questionnaire**

**A16a: DRUGS. Parent groups**

**A17a: DRUGS. Perceived use of drugs by role models**

[illegible]



# QUESTION INDEX 1976-2011

305

Item Ref. No.	QUESTIONNAIRE LOCATION BY YEAR (FORM, SECTION, AND QUESTION NUMBER)																				
	1991	1992	1993	1994	1995	1996	1997	1998	1999	2000	2001	2002	2003	2004	2005	2006	2007	2008	2009	2010	2011

## A14a: DRUGS. Risk of harm to self (continued)

12506	1A12J	1A12J	1A12J	1A12J	1A12J	1A12J	1A12J	1A12J	1A12J	1A12J	1A12J	1A12J	1A12J	1A12J	1A12J	1A12J	1A12J	1A12J	1A12J	1A12J
12506	2E02F	2E02F	2E02F	2E02F	2E02F	2E02F	2E02F	2E02F	2E02F	2E02F	2E02F	2E02F	2E02F	2E02F	2E02F	2E02F	2E02F	2E02F	2E02F	2E01F
12506	3A29J	3A29J	3A29J	3A29J	3A29J	3A29J	3A29J	3A29J	3A29J	3A29J	3A29J	3A29J	3A29J	3A29J	3A29J	3A29J	3A29J	3A29J	3A29J	3A29J
12506	6A18J	6A18J	6A18J	6A18J	6A18J	6A18J	6A18J	6A18J	6A18J	6A18J	6A18J	6A18J	6A18J	6A18J	6A18J	6A18J	6A18J	6A18J	6A18J	6A18J
12510	1A12K	1A12K	1A12K	1A12K	1A12K	1A12K	1A12K	1A12K	1A12K	1A12K	1A12K	1A12K	1A12K	1A12K	1A12K	1A12K	1A12K	1A12K	1A12K	1A12K
12510	2A04E	2A04E	2A04E	2A04E	2A04E	2A04E	2A04E	2A04E	2A04E	2A04E	2A04E	2A04E	2A04E	2A04E	2A04E	2A04E	2A04E	2A04E	2A04E	2A04E
12510	3A29K	3A29K	3A29K	3A29K	3A29K	3A29K	3A29K	3A29K	3A29K	3A29K	3A29K	3A29K	3A29K	3A29K	3A29K	3A29K	3A29K	3A29K	3A29K	3A29K
12510	5A23P	5A23P	5A23P	5A23P	5A23P	5A23P	5A23P	5A23P	5A23P	5A23P	5A23P	5A23P	5A23P	5A23P	5A23P	5A23P	5A23P	5A23P	5A23P	5A23P
12510	6A18K	6A18K	6A18K	6A18K	6A18K	6A18K	6A18K	6A18K	6A18K	6A18K	6A18K	6A18K	6A18K	6A18K	6A18K	6A18K	6A18K	6A18K	6A18K	6A18K
12520	1A12L	1A12L	1A12L	1A12L	1A12L	1A12L	1A12L	1A12L	1A12L	1A12L	1A12L	1A12L	1A12L	1A12L	1A12L	1A12L	1A12L	1A12L	1A12L	1A12L
12520	2A04F	2A04F	2A04F	2A04F	2A04F	2A04F	2A04F	2A04F	2A04F	2A04F	2A04F	2A04F	2A04F	2A04F	2A04F	2A04F	2A04F	2A04F	2A04F	2A04F
12520	3A29L	3A29L	3A29L	3A29L	3A29L	3A29L	3A29L	3A29L	3A29L	3A29L	3A29L	3A29L	3A29L	3A29L	3A29L	3A29L	3A29L	3A29L	3A29L	3A29L
12520	5A23Q	5A23Q	5A23Q	5A23Q	5A23Q	5A23Q	5A23Q	5A23Q	5A23Q	5A23Q	5A23Q	5A23Q	5A23Q	5A23Q	5A23Q	5A23Q	5A23Q	5A23Q	5A23Q	5A23Q
12520	6A18L	6A18L	6A18L	6A18L	6A18L	6A18L	6A18L	6A18L	6A18L	6A18L	6A18L	6A18L	6A18L	6A18L	6A18L	6A18L	6A18L	6A18L	6A18L	6A18L
12530	1A12M	1A12M	1A12M	1A12M	1A12M	1A12M	1A12M	1A12M	1A12M	1A12M	1A12M	1A12M	1A12M	1A12M	1A12M	1A12M	1A12M	1A12M	1A12M	1A12M
12530	2A04G	2A04G	2A04G	2A04G	2A04G	2A04G	2A04G	2A04G	2A04G	2A04G	2A04G	2A04G	2A04G	2A04G	2A04G	2A04G	2A04G	2A04G	2A04G	2A04G
12530	3A29M	3A29M	3A29M	3A29M	3A29M	3A29M	3A29M	3A29M	3A29M	3A29M	3A29M	3A29M	3A29M	3A29M	3A29M	3A29M	3A29M	3A29M	3A29M	3A29M
12530	5A23R	5A23R	5A23R	5A23R	5A23R	5A23R	5A23R	5A23R	5A23R	5A23R	5A23R	5A23R	5A23R	5A23R	5A23R	5A23R	5A23R	5A23R	5A23R	5A23R
12530	6A18M	6A18M	6A18M	6A18M	6A18M	6A18M	6A18M	6A18M	6A18M	6A18M	6A18M	6A18M	6A18M	6A18M	6A18M	6A18M	6A18M	6A18M	6A18M	6A18M
12540	1A12N	1A12N	1A12N	1A12N	1A12N	1A12N	1A12N	1A12N	1A12N	1A12N	1A12N	1A12N	1A12N	1A12N	1A12N	1A12N	1A12N	1A12N	1A12N	1A12N
12540	2A04H	2A04H	2A04H	2A04H	2A04H	2A04H	2A04H	2A04H	2A04H	2A04H	2A04H	2A04H	2A04H	2A04H	2A04H	2A04H	2A04H	2A04H	2A04H	2A04H
12540	3A29N	3A29N	3A29N	3A29N	3A29N	3A29N	3A29N	3A29N	3A29N	3A29N	3A29N	3A29N	3A29N	3A29N	3A29N	3A29N	3A29N	3A29N	3A29N	3A29N
12540	5A23S	5A23S	5A23S	5A23S	5A23S	5A23S	5A23S	5A23S	5A23S	5A23S	5A23S	5A23S	5A23S	5A23S	5A23S	5A23S	5A23S	5A23S	5A23S	5A23S
12540	6A18N	6A18N	6A18N	6A18N	6A18N	6A18N	6A18N	6A18N	6A18N	6A18N	6A18N	6A18N	6A18N	6A18N	6A18N	6A18N	6A18N	6A18N	6A18N	6A18N
23040																				
23620																				
24420	2E02H	2E02H	2E02H	2E02H	2E02H	2E02H	2E02H	2E02H	2E02H	2E02H	2E02H	2E02H	2E02H	2E02H	2E02H	2E02H	2E02H	2E02H	2E02H	2E01M
24510	6A18O	6A18O	6A11O	6A11O	6A19O	6A19O	6A19O	6A17I	6A17I	6A17I	6A17I	6A17I	6A17I	6A17I	6A17I	6A17I	6A17I	6A17I	6A17I	6A17I
29600					1A12O	1A12O	1A12O	1A12O	1A12O	1A12O	1A12O	1A12O	1A12O	1A12O	1A12O	1A12O	1A12O	1A12O	1A12O	1A12O
29610					1A12P	1A12P	1A12P	1A12P	1A12P	1A12P	1A12P	1A12P	1A12P	1A12P	1A12P	1A12P	1A12P	1A12P	1A12P	1A12P
32600																				2E01G
32610																				2E01H
32620																				2E01I
32630																				2E01J
32640																				2E01K
32650																				2E01N

## A14b: DRUGS. Risk of drug harm to others

07320																				
07330																				
07340																				
07350																				
07360																				
07370																				
07380																				
07390																				
07400																				
07410																				
07420																				
07430																				
07440																				
07450																				
07460																				
07470																				
07480																				
07490																				
07500																				

## A15a: DRUGS. Admitting use in questionnaire

20800	5E11	5E11	5E11	5E11	5E11	5E11	5E11	5E11	5E11	5E11	5E11	5E11	5E11	5E11	5E11	5E11	5E11	5E11	5E11	5E11
20810	5E12	5E12	5E12	5E12	5E12	5E12	5E12	5E12	5E12	5E12	5E12	5E12	5E12	5E12	5E12	5E12	5E12	5E12	5E12	5E12
20820	5E13	5E13	5E13	5E13	5E13	5E13	5E13	5E13	5E13	5E13	5E13	5E13	5E13	5E13	5E13	5E13	5E13	5E13	5E13	5E13

## A16a: DRUGS. Parent groups

21730																				
21740																				
21750																				
21760																				
21770																				
21780																				
21790																				

## A17a: DRUGS. Perceived use of drugs by role models

22380	4E08A	4E08A	4E08A	4E08A	4E08A	4E08A	4E08A	4E08A	4E08A	4E08A	4E08A	4E08A	4E08A	4E08A	4E08A	4E08A	4E08A	4E08A	4E08A	4E08A
22380																				
22390	4E08B	4E08B	4E08B	4E08B	4E08B	4E08B	4E08B	4E08B	4E08B	4E08B	4E08B	4E08B	4E08B	4E08B	4E08B	4E08B	4E08B	4E08B	4E08B	4E08B
22390																				
22400	4E08C	4E08C	4E08C	4E08C	4E08C	4E08C	4E08C	4E08C	4E08C	4E08C	4E08C	4E08C	4E08C	4E08C	4E08C	4E08C	4E08C	4E08C	4E08C	4E08C
22400																				
22405																				
30310																				
30320																				
30330																				
30340																				



## MONITORING THE FUTURE

Item Ref. No.	Page Loc. in Vol.	ITEM DESCRIPTION (ABBREVIATED)	QUESTIONNAIRE LOCATION														
			BY YEAR (FORM, SECTION, AND QUESTION NUMBER)														
			1976	1977	1978	1979	1980	1981	1982	1983	1984	1985	1986	1987	1988	1989	1990

## A17b: DRUGS. Perceived attitudes toward drugs by role models

22420	190	DISAP USE-ATHLTS												4E10A	4E09A	4E09A	4E09A
22430	190	DISAP USE-ROCKRS												4E10B	4E09B	4E09B	4E09B
22440	190	DISAP USE-ACTORS												4E10C	4E09C	4E09C	4E09C
22450	190	DISAP USE-PEOPLE												4E10D	4E09D	4E09D	4E09D

## A18a: DRUGS. Advertising

30260	238	#X ANTISMK TV/RD															
30270	238	#X ANTISMK PRINT															
30280	238	ANTISMK ADS<FVRB															
30290	238	ANTISMK ADS<LKLY															
30300	239	ANTISMK ADS EXAG															

## A18b: DRUGS. Logos

30160	237	OWN TOBACCO LOGO															
30170	237	CIG LOGO CAMEL															
30180	237	CIG LOGO KOOL															
30190	237	CIG LOGO MARLB															
30200	237	CIG LOGO NEWPT															
30210	237	CIG LOGO VASLM															
30220	237	CIG LOGO OTHER															

## A18c: DRUGS. Coupons

30230	237	SAVED CIG COUPON															
30240	237	SAVE CIG CPN NOW															

## A18d: DRUGS. Free samples

30250	237	CO GIVE FREE CIG															
-------	-----	------------------	--	--	--	--	--	--	--	--	--	--	--	--	--	--	--

## A18e: DRUGS. Movies or TV

30360	240	SMKRS MOVIE THTR															
30370	240	SMKRS MOVIE HOME															

## B01: EDUCATION. High school: scholastic status, objectives, experiences

00390	24	WHEN R XPCT GRA	1C14	1C14	1C14	1C14	1C14	1C14	1C14	1C14	1C14	1C14	1C14	1C14	1C14	1C14	1C14
00390	24	WHEN R XPCT GRAD	2C14	2C14	2C14	2C14	2C14	2C14	2C14	2C14	2C14	2C14	2C14	2C14	2C14	2C14	2C14
00390	24	WHEN R XPCT GRAD	3C14	3C14	3C14	3C14	3C14	3C14	3C14	3C14	3C14	3C14	3C14	3C14	3C14	3C14	3C14
00390	24	WHEN R XPCT GRAD	4C14	4C14	4C14	4C14	4C14	4C14	4C14	4C14	4C14	4C14	4C14	4C14	4C14	4C14	4C14
00390	24	WHEN R XPCT GRAD	5C14	5C14	5C14	5C14	5C14	5C14	5C14	5C14	5C14	5C14	5C14	5C14	5C14	5C14	5C14
00390	24	WHEN R XPCT GRAD														6C14	6C14
00400	24	R'S HS PROGRAM	1C15	1C15	1C15	1C15	1C15	1C15	1C15	1C15	1C15	1C15	1C15	1C15	1C15	1C15	1C15
00400	24	R'S HS PROGRAM	2C15	2C15	2C15	2C15	2C15	2C15	2C15	2C15	2C15	2C15	2C15	2C15	2C15	2C15	2C15
00400	24	R'S HS PROGRAM	3C15	3C15	3C15	3C15	3C15	3C15	3C15	3C15	3C15	3C15	3C15	3C15	3C15	3C15	3C15
00400	24	R'S HS PROGRAM	4C15	4C15	4C15	4C15	4C15	4C15	4C15	4C15	4C15	4C15	4C15	4C15	4C15	4C15	4C15
00400	24	R'S HS PROGRAM	5C15	5C15	5C15	5C15	5C15	5C15	5C15	5C15	5C15	5C15	5C15	5C15	5C15	5C15	5C15
00400	24	R'S HS PROGRAM														6C15	6C15
00410	24	RT SF SCH AB>AV	1C16	1C16	1C16	1C16	1C16	1C16	1C16	1C16	1C16	1C16	1C16	1C16	1C16	1C16	1C16
00410	24	RT SF SCH AB>AVG	2C16	2C16	2C16	2C16	2C16	2C16	2C16	2C16	2C16	2C16	2C16	2C16	2C16	2C16	2C16
00410	24	RT SF SCH AB>AVG	3C16	3C16	3C16	3C16	3C16	3C16	3C16	3C16	3C16	3C16	3C16	3C16	3C16	3C16	3C16
00410	24	RT SF SCH AB>AVG	4C16	4C16	4C16	4C16	4C16	4C16	4C16	4C16	4C16	4C16	4C16	4C16	4C16	4C16	4C16
00410	24	RT SF SCH AB>AVG	5C16	5C16	5C16	5C16	5C16	5C16	5C16	5C16	5C16	5C16	5C16	5C16	5C16	5C16	5C16
00410	24	RT SF SCH AB>AVG														6C16	6C16
00420	24	RT SF INTELL>AV	1C17	1C17	1C17	1C17	1C17	1C17	1C17	1C17	1C17	1C17	1C17	1C17	1C17	1C17	1C17
00420	24	RT SF INTELL>AVG	2C17	2C17	2C17	2C17	2C17	2C17	2C17	2C17	2C17	2C17	2C17	2C17	2C17	2C17	2C17
00420	24	RT SF INTELL>AVG	3C17	3C17	3C17	3C17	3C17	3C17	3C17	3C17	3C17	3C17	3C17	3C17	3C17	3C17	3C17
00420	24	RT SF INTELL>AVG	4C17	4C17	4C17	4C17	4C17	4C17	4C17	4C17	4C17	4C17	4C17	4C17	4C17	4C17	4C17
00420	24	RT SF INTELL>AVG	5C17	5C17	5C17	5C17	5C17	5C17	5C17	5C17	5C17	5C17	5C17	5C17	5C17	5C17	5C17
00420	24	RT SF INTELL>AVG														6C17	6C17
00470	25	R HS GRADE/D=1	1C20	1C20	1C20	1C20	1C20	1C20	1C20	1C20	1C20	1C20	1C20	1C20	1C20	1C20	1C20
00470	25	R HS GRADE/D=1	2C20	2C20	2C20	2C20	2C20	2C20	2C20	2C20	2C20	2C20	2C20	2C20	2C20	2C20	2C20
00470	25	R HS GRADE/D=1	3C20	3C20	3C20	3C20	3C20	3C20	3C20	3C20	3C20	3C20	3C20	3C20	3C20	3C20	3C20
00470	25	R HS GRADE/D=1	4C20	4C20	4C20	4C20	4C20	4C20	4C20	4C20	4C20	4C20	4C20	4C20	4C20	4C20	4C20
00470	25	R HS GRADE/D=1	5C20	5C20	5C20	5C20	5C20	5C20	5C20	5C20	5C20	5C20	5C20	5C20	5C20	5C20	5C20
00470	25	R HS GRADE/D=1														6C20	6C20
01310	48	SAT EDUC EXPRNC	1A06E	1A06E	1A06E	1A06E	1A06E	1A06E	1A06E	1A06E	1A06E	1A06E	1A06E	1A06E	1A06E	1A06E	1A06E
01660	53	GO SCH ENJY XPR	1A11I	1A11I	1A11I	1A11I	1A11I	1A11I	1A11I	1A11I	1A11I	1A11I	1A11I	1A11I	1A11I	1A11I	1A11I
01670	53	DO WL SC IMP/JB	1A11J	1A11J	1A11J	1A11J	1A11J	1A11J	1A11J	1A11J	1A11J	1A11J	1A11J	1A11J	1A11J	1A11J	1A11J
05700	95	*SC WRK NVR MNG	1D002	1D002	1D002	1D002	1D002	1D002	1D002	1D002	1D002	1D002	1D002	1D002	1D002	1D002	1D002
05700	223	*SC WRK NVR MNG														6A03	6A03
05710	95	*MST COUR V DUL	1D003	1D003	1D003	1D003	1D003	1D003	1D003	1D003	1D003	1D003	1D003	1D003	1D003	1D003	1D003
05710	223	*MST COUR V DUL														6A04	6A04
05720	95	*LRN SCH NT IMP	1D004	1D004	1D004	1D004	1D004	1D004	1D004	1D004	1D004	1D004	1D004	1D004	1D004	1D004	1D004
05720	223	*LRN SCH NT IMP														6A05	6A05
07630	95	R LIKES SCHOOL	1D001	1D001	1D001	1D001	1D001	1D001	1D001	1D001	1D001	1D001	1D001	1D001	1D001	1D001	1D001
07630	132	R LIKES SCHOOL	2E02	2E06	2E06	2E08	2E09	2E09	2E12	2E12	2E12	2E12	2E12	2E12	2E12	2E12	2E12
07630		R LIKES SCHOOL	3E08	3E07	3E07	3E07	3E07	3E07									
07630		R LIKES SCHOOL	4E10														
07630		R LIKES SCHOOL	5E04	5E05	5E05	5E03	5E05	5E05									
07640	132	HRS/WK SPND HMWK	2E03	2E07	2E07	2E09	2E10	2E10	2E13	2E13	2E13	2E13	2E13	2E13	2E13	2E13	2E13
09860		HAD SEX ED IN HS	3E09	3E08	3E08	3E08	3E08	3E08	3E04	3E04	3E04	3E04	3E04	3E04	3E04	3E04	3E04
09870		STUDY BC IN HS	3E10	3E09	3E09	3E09	3E09	3E09	3E05	3E05	3E05	3E05	3E05	3E05	3E05	3E05	3E05
22170	133	SCH ACTV-PBLCTNS												2E07A	2E14A	2E14A	2E14A
22170	226	SCH ACTV-PBLCTNS														6A09A	6A09A
22180	133	SCH ACTV-PRF ART												2E07B	2E14B	2E14B	2E14B
22180	227	SCH ACTV-PRF ART														6A09B	6A09B

\*item text changed from previous year



## 307

[illegible]



**B01: EDUCATION. High school: scholastic status, objectives, experiences (continued)**

**B02: EDUCATION. Combining work and school: attitudes, experiences**

**B03: EDUCATION. Interracial contact at school**

**B04: EDUCATION. Student norms, misbehavior in class**

[illegible]



## 309

**B01: EDUCATION. High school: scholastic status, objectives, experiences (continued)**

**B02: EDUCATION. Combining work and school: attitudes, experiences**

B03: EDUCATION. Interracial contact at school

**B04: EDUCATION. Student norms, misbehavior in class**

\*=item text changed from previous year



**B04: EDUCATION. Student norms, misbehavior in class (continued)**

**B05: EDUCATION. Counseling**

**B06: EDUCATION. Absenteeism and truancy**

**B07: EDUCATION. Delinquency, victimization, and feeling safe at school**



## 311

**B04: EDUCATION. Student norms, misbehavior in class (continued)**

**B05: EDUCATION. Counseling**

**B06: EDUCATION. Absenteeism and truancy**

**B07: EDUCATION. Delinquency, victimization, and feeling safe at school**

\*=item text changed from previous year



[illegible]

**B07: EDUCATION. Delinquency, victimization, and feeling safe at school (continued)**

[illegible]

**B08: EDUCATION. Competency testing**

[illegible]

**B09: EDUCATION. Post high school: status, plans, characteristics**

[illegible]

**B10: EDUCATION.** Attitudes regarding educational institutions

06910		DHNSTY COLL&UNIV	2D04C	2D04C	2D04C	2D04C	2D04C	2D04C	2D04C	2D04C	2D04C	2D04C	2D04C	2D04C	2D04C	2D04C	
06920		DHNSTY PBLSC SCHL	2D04D	2D04D	2D04D	2D04D	2D04D	2D04D	2D04D	2D04D	2D04D	2D04D	2D04D	2D04D	2D04D	2D04D	
07650	133	PRCL INFL SCL RN	2E04A	2E08A	2E08A	2E10A	2E11A	2E11A	2E14A	2E14A	2E14A	2E14A	2E14A	2E15A	2E15A	2E15A	2E15A
07660	133	TCHR INFL SCL RN	2E04B	2E08B	2E08B	2E10B	2E11B	2E11B	2E14B	2E14B	2E14B	2E14B	2E14B	2E15B	2E15B	2E15B	2E15B
07670	133	STDS INFL SCL RN	2E04C	2E08C	2E08C	2E10C	2E11C	2E11C	2E14C	2E14C	2E14C	2E14C	2E14C	2E15C	2E15C	2E15C	2E15C



## 313

[illegible]



[illegible]

**B10: EDUCATION. Attitudes regarding educational institutions** (continued)

[illegible]

**B11: EDUCATION.** High school: length of experiences

[illegible]

**C01: WORK and LEISURE. Present or recent work experience**

00590	26	HRS/W WRK SCHYR	1C23	1C23	1C23	1C23	1C23	1C23	1C23	1C23	1C23	1C23	1C23	1C23	1C23	1C23
00590	26	HRS/W WRK SCHYR	2C23	2C23	2C23	2C23	2C23	2C23	2C23	2C23	2C23	2C23	2C23	2C23	2C23	2C23
00590	26	HRS/W WRK SCHYR	3C23	3C23	3C23	3C23	3C23	3C23	3C23	3C23	3C23	3C23	3C23	3C23	3C23	3C23
00590	26	HRS/W WRK SCHYR	4C23	4C23	4C23	4C23	4C23	4C23	4C23	4C23	4C23	4C23	4C23	4C23	4C23	4C23
00590	26	HRS/W WRK SCHYR	5C23	5C23	5C23	5C23	5C23	5C23	5C23	5C23	5C23	5C23	5C23	5C23	5C23	5C23
00590	26	HRS/W WRK SCHYR													6C23	6C23
01270	47	SAT PRESENT JOB	1A06A	1A06A	1A06A	1A06A	1A06A	1A06A	1A06A	1A06A	1A06A	1A06A	1A06A	1A06A	1A06A	1A06A
05770	96	R IN WK-STDY PG	1D009	1D009	1D009	1D009	1D009	1D009	1D009	1D009	1D009	1D009	1D009	1D009	1D009	1D009
06540	115	FRQ FGT WRK/SCHL	2A19C	2A19C	2A19C	2A19C	2A19C	2A19C	2A19C	2A19C	2A19C	2A19C	2A19C	2A19C	2A19C	2A19C
06540		FRQ FGT WRK/SCHL													6A15C	6A15C
06660	117	FRQ DMG WK PRPTY	2A19O	2A19O	2A19O	2A19O	2A19O	2A19O	2A19O	2A19O	2A19O	2A19O	2A19O	2A19O	2A19O	2A19O
06660		FRQ DMG WK PRPTY													6A15O	6A15O
10910	180	CMP SATFD W/JOB	4D02	4D02	4D02	4D02	4D02	4D02	4D02	4D02	4D02	4D02	4D02	4D02	4D02	4D02
11790	193	XPRC MK R GD WKR	5A04C	5A04C	5A04C	5A04C	5A04C	5A04C	5A04C	5A04C	5A04C	5A04C	5A04C	5A04C	5A04C	5A04C
11940	195	RCL CNTCT JOB	5A07F	5A07F	5A07F	5A07F	5A07F	5A07F	5A07F	5A07F	5A07F	5A07F	5A07F	5A07F	5A07F	5A07F
21530	180	RCNT EMPLYMT EXP							4D03A	4D03A	4D03A	4D03A	4D03A	4D03A	4D03A	4D03A
21540	181	JOB-#HRS/WEEK							4D03B	4D03B	4D03B	4D03B	4D03B	4D03B	4D03B	4D03B
21550	181	JOB-SUPERVSR AGE							4D04	4D04	4D04	4D04	4D04	4D04	4D04	4D04
21560	181	JOB-#WKRS OWN AG							4D05	4D05	4D05	4D05	4D05	4D05	4D05	4D05
21570		JOB-USE BEST SKL							4D06A	4D06A	4D06A	4D06A	4D06A	4D06A	4D06A	4D06A
21580		JOB-TEACH SKILLS							4D06B	4D06B	4D06B	4D06B	4D06B	4D06B	4D06B	4D06B
21590		JOB-USE LRND SKL							4D06C	4D06C	4D06C	4D06C	4D06C	4D06C	4D06C	4D06C
21600		JOB-DIF SOC BKGD							4D06D	4D06D	4D06D	4D06D	4D06D	4D06D	4D06D	4D06D
21610		JOB-OVER AGE 30							4D06E	4D06E	4D06E	4D06E	4D06E	4D06E	4D06E	4D06E
21620		JOB-->STRESS							4D06F	4D06F	4D06F	4D06F	4D06F	4D06F	4D06F	4D06F
21630		JOB-INTRFR W ED							4D06G	4D06G	4D06G	4D06G	4D06G	4D06G	4D06G	4D06G
21640		JOB-INTRFR W SOC							4D06H	4D06H	4D06H	4D06H	4D06H	4D06H	4D06H	4D06H
21650		JOB-INTRFR W FAM							4D06I	4D06I	4D06I	4D06I	4D06I	4D06I	4D06I	4D06I
21660		JOB-INTERESTING							4D07A	4D07A	4D07A	4D07A	4D07A	4D07A	4D07A	4D07A
21670		JOB-HAPPY FR LIF							4D07B	4D07B	4D07B	4D07B	4D07B	4D07B	4D07B	4D07B
21680		JOB-EXPTC FR LIF							4D07C	4D07C	4D07C	4D07C	4D07C	4D07C	4D07C	4D07C
21690		JOB-STEP STONE							4D07D	4D07D	4D07D	4D07D	4D07D	4D07D	4D07D	4D07D
21700		JOB-DO JST FOR \$							4D07E	4D07E	4D07E	4D07E	4D07E	4D07E	4D07E	4D07E
21710	181	JOB-TCHR HELP GT							4D08	4D08	4D08	4D08	4D08	4D08	4D08	4D08
21720	181	JOB-WORK STUDY							4D09	4D09	4D09	4D09	4D09	4D09	4D09	4D09
23520		YRS PRT-TIME JOB													6A10O	6A10O
25160	180	KIND OF PAID JOB														
29940	159	#HR/W CMPUTR JOB														

**C02: WORK and LEISURE. Income sources; financial security**

[illegible]

\*=item text changed from previous year



**B10: EDUCATION. Attitudes regarding educational institutions (continued)**

**B11: EDUCATION. High school: length of experiences**

**C01: WORK and LEISURE. Present or recent work experience**

**C02: WORK and LEISURE. Income sources; financial security**

\*=item text changed from previous year



[illegible]

**C03: WORK and LEISURE. Vocational plans, aspirations, expectations**

00480	25	R WL DO VOC/TEC	1C21A	1C21A	1C21A	1C21A	1C21A	1C21A	1C21A	1C21A	1C21A	1C21A	1C21A	1C21A	1C21A	1C21A	1C21A
00480	25	R WL DO VOC/TEC	2C21A	2C21A	2C21A	2C21A	2C21A	2C21A	2C21A	2C21A	2C21A	2C21A	2C21A	2C21A	2C21A	2C21A	2C21A
00480	25	R WL DO VOC/TEC	3C21A	3C21A	3C21A	3C21A	3C21A	3C21A	3C21A	3C21A	3C21A	3C21A	3C21A	3C21A	3C21A	3C21A	3C21A
00480	25	R WL DO VOC/TEC	4C21A	4C21A	4C21A	4C21A	4C21A	4C21A	4C21A	4C21A	4C21A	4C21A	4C21A	4C21A	4C21A	4C21A	4C21A
00480	25	R WL DO VOC/TEC	5C21A	5C21A	5C21A	5C21A	5C21A	5C21A	5C21A	5C21A	5C21A	5C21A	5C21A	5C21A	5C21A	5C21A	5C21A
00480	25	R WL DO VOC/TEC														6C21A	6C21A
00530	26	R WNTDO VOC/TEC	1C22A	1C22A	1C22A	1C22A	1C22A	1C22A	1C22A	1C22A	1C22A	1C22A	1C22A	1C22A	1C22A	1C22A	1C22A
00530	26	R WNTDO VOC/TEC	2C22A	2C22A	2C22A	2C22A	2C22A	2C22A	2C22A	2C22A	2C22A	2C22A	2C22A	2C22A	2C22A	2C22A	2C22A
00530	26	R WNTDO VOC/TEC	3C22A	3C22A	3C22A	3C22A	3C22A	3C22A	3C22A	3C22A	3C22A	3C22A	3C22A	3C22A	3C22A	3C22A	3C22A
00530	26	R WNTDO VOC/TEC	4C22A	4C22A	4C22A	4C22A	4C22A	4C22A	4C22A	4C22A	4C22A	4C22A	4C22A	4C22A	4C22A	4C22A	4C22A
00530	26	R WNTDO VOC/TEC	5C22A	5C22A	5C22A	5C22A	5C22A	5C22A	5C22A	5C22A	5C22A	5C22A	5C22A	5C22A	5C22A	5C22A	5C22A
00530	26	R WNTDO VOC/TEC														6C22A	6C22A
06870	121	HOW GD AS WORKER	2D02C	2D02C	2D02C	2D02C	2D02C	2D02C	2D02C	2D02C	2D02C	2D02C	2D02C	2D02C	2D02C	2D02C	2D02C
08090	140	SAME JOB MST LIF	3A05E	3A05E	3A05E	3A05E	3A05E	3A05E	3A05E	3A05E	3A05E	3A05E	3A05E	3A05E	3A05E	3A05E	3A05E
10320	172	KIND OF WORK @30	4A09	4A09	4A09	4A09	4A09	4A09	4A09	4A09	4A09	4A09	4A09	4A09	4A09	4A09	4A09
10330	172	R SURE GT TSH WK	4A10	4A10	4A10	4A10	4A10	4A10	4A10	4A10	4A10	4A10	4A10	4A10	4A10	4A10	4A10
10340	172	R SURE WK GD CHC	4A11	4A11	4A11	4A11	4A11	4A11	4A11	4A11	4A11	4A11	4A11	4A11	4A11	4A11	4A11
10350	172	R THNK WK BE SAT	4A12	4A12	4A12	4A12	4A12	4A12	4A12	4A12	4A12	4A12	4A12	4A12	4A12	4A12	4A12
10360	173	JOB OBSTC RELGN	4A13A	4A13A	4A13A	4A13A	4A13A	4A13A	4A13A	4A13A	4A13A	4A13A	4A13A	4A13A	4A13A	4A13A	4A13A
10370	173	JOB OBSTC SEX	4A13B	4A13B	4A13B	4A13B	4A13B	4A13B	4A13B	4A13B	4A13B	4A13B	4A13B	4A13B	4A13B	4A13B	4A13B
10380	173	JOB OBSTC RACE	4A13C	4A13C	4A13C	4A13C	4A13C	4A13C	4A13C	4A13C	4A13C	4A13C	4A13C	4A13C	4A13C	4A13C	4A13C
10390	173	JOB OBSTC BKGGRND	4A13D	4A13D	4A13D	4A13D	4A13D	4A13D	4A13D	4A13D	4A13D	4A13D	4A13D	4A13D	4A13D	4A13D	4A13D
10400	173	JOB OBSTC POL VW	4A13E	4A13E	4A13E	4A13E	4A13E	4A13E	4A13E	4A13E	4A13E	4A13E	4A13E	4A13E	4A13E	4A13E	4A13E
10410	173	JOB OBSTC EDUCTN	4A13F	4A13F	4A13F	4A13F	4A13F	4A13F	4A13F	4A13F	4A13F	4A13F	4A13F	4A13F	4A13F	4A13F	4A13F
10420	173	JOB OBSTC -VOC T	4A13G	4A13G	4A13G	4A13G	4A13G	4A13G	4A13G	4A13G	4A13G	4A13G	4A13G	4A13G	4A13G	4A13G	4A13G
10430	173	JOB OBSTC -ABLTY	4A13H	4A13H	4A13H	4A13H	4A13H	4A13H	4A13H	4A13H	4A13H	4A13H	4A13H	4A13H	4A13H	4A13H	4A13H
10440	174	JOB OBSTC - PULL	4A13I	4A13I	4A13I	4A13I	4A13I	4A13I	4A13I	4A13I	4A13I	4A13I	4A13I	4A13I	4A13I	4A13I	4A13I
10450	174	JOB OBSTC -WK HD	4A13J	4A13J	4A13J	4A13J	4A13J	4A13J	4A13J	4A13J	4A13J	4A13J	4A13J	4A13J	4A13J	4A13J	4A13J
10460	174	JOB OBSTC -CONFM	4A13K	4A13K	4A13K	4A13K	4A13K	4A13K	4A13K	4A13K	4A13K	4A13K	4A13K	4A13K	4A13K	4A13K	4A13K

**C04: WORK AND LEISURE.** Preferences regarding job characteristics

[illegible]

**C05: WORK and LEISURE.** Desirability of different working arrangements and settings

06160	110	-CHL,HB WK1.,W=0	2A08A	2A08A	2A08A	2A08A	2A08A	2A08A	2A08A	2A08A	2A08A	2A08A	2A08A	2A08A	2A08A	2A08A
06170	110	-CHL,HB WK1.,W.5	2A08B	2A08B	2A08B	2A08B	2A08B	2A08B	2A08B	2A08B	2A08B	2A08B	2A08B	2A08B	2A08B	2A08B
06180	110	-CHL,HB&WF WK 1.	2A08C	2A08C	2A08C	2A08C	2A08C	2A08C	2A08C	2A08C	2A08C	2A08C	2A08C	2A08C	2A08C	2A08C
06190	110	-CHL,HB&WF WK .5	2A08D	2A08D	2A08D	2A08D	2A08D	2A08D	2A08D	2A08D	2A08D	2A08D	2A08D	2A08D	2A08D	2A08D
06200	110	-CHL,W WK 1.,H.5	2A08E	2A08E	2A08E	2A08E	2A08E	2A08E	2A08E	2A08E	2A08E	2A08E	2A08E	2A08E	2A08E	2A08E
06210	110	-CHL,W WK 1.,H=0	2A08F	2A08F	2A08F	2A08F	2A08F	2A08F	2A08F	2A08F	2A08F	2A08F	2A08F	2A08F	2A08F	2A08F
06220	110	PSCH,HB WK1.,W=0	2A09A	2A09A	2A09A	2A09A	2A09A	2A09A	2A09A	2A09A	2A09A	2A09A	2A09A	2A09A	2A09A	2A09A
06230	111	PSCH,HB WK1.,W.5	2A09B	2A09B	2A09B	2A09B	2A09B	2A09B	2A09B	2A09B	2A09B	2A09B	2A09B	2A09B	2A09B	2A09B
06240	111	PSCH,HB&WF WK 1.	2A09C	2A09C	2A09C	2A09C	2A09C	2A09C	2A09C	2A09C	2A09C	2A09C	2A09C	2A09C	2A09C	2A09C
06250	111	PSCH,HB&WF WK .5	2A09D	2A09D	2A09D	2A09D	2A09D	2A09D	2A09D	2A09D	2A09D	2A09D	2A09D	2A09D	2A09D	2A09D
06260	111	PSCH,WF WK1.,H.5	2A09E	2A09E	2A09E	2A09E	2A09E	2A09E	2A09E	2A09E	2A09E	2A09E	2A09E	2A09E	2A09E	2A09E
06270	111	PSCH,WF WK1.,H=0	2A09F	2A09F	2A09F	2A09F	2A09F	2A09F	2A09F	2A09F	2A09F	2A09F	2A09F	2A09F	2A09F	2A09F
08120	140	DES SUPVR DIF RC	3A07B	3A07B	3A07B	3A07B	3A07B	3A07B	3A07B	3A07B	3A07B	3A07B	3A07B	3A07B	3A07B	3A07B
08160	141	DES AL WKS SM RC	3A08A	3A08A	3A08A	3A08A	3A08A	3A08A	3A08A	3A08A	3A08A	3A08A	3A08A	3A08A	3A08A	3A08A
08170	141	DES SO WKS DF RC	3A08B	3A08B	3A08B	3A08B	3A08B	3A08B	3A08B	3A08B	3A08B	3A08B	3A08B	3A08B	3A08B	3A08B
08180	141	DES MS WKS DF RC	3A08C	3A08C	3A08C	3A08C	3A08C	3A08C	3A08C	3A08C	3A08C	3A08C	3A08C	3A08C	3A08C	3A08C
11150	187	PLMTRY >FLFLG JB	4E01D	4E01D	4E01D	4E01D	4E01D	4E01D	4E01D	4E01D	4E01D	4E01D	4E01D	4E01D	4E01D	4E01D
11800	194	PLC WRK LG CORPN	5A05A	5A05A	5A05A	5A05A	5A05A	5A05A	5A05A	5A05A	5A05A	5A05A	5A05A	5A05A	5A05A	5A05A
11810	194	PLC WRK SM BSNS	5A05B	5A05B	5A05B	5A05B	5A05B	5A05B	5A05B	5A05B	5A05B	5A05B	5A05B	5A05B	5A05B	5A05B
11820	194	PLC WRK GVT AGCY	5A05C	5A05C	5A05C	5A05C	5A05C	5A05C	5A05C	5A05C	5A05C	5A05C	5A05C	5A05C	5A05C	5A05C
11830	194	PLC WRK MLCY SVC	5A05D	5A05D	5A05D	5A05D	5A05D	5A05D	5A05D	5A05D	5A05D	5A05D	5A05D	5A05D	5A05D	5A05D
11840	194	PLC WRK SCH/UNIV	5A05E	5A05E	5A05E	5A05E	5A05E	5A05E	5A05E	5A05E	5A05E	5A05E	5A05E	5A05E	5A05E	5A05E
11850	194	PLC WRK PLC DEPT	5A05F	5A05F	5A05F	5A05F	5A05F	5A05F	5A05F	5A05F	5A05F	5A05F	5A05F	5A05F	5A05F	5A05F
11860	194	PLC WRK SOC SVCS	5A05G	5A05G	5A05G	5A05G	5A05G	5A05G	5A05G	5A05G	5A05G	5A05G	5A05G	5A05G	5A05G	5A05G
11870	194	PLC WRK SML GRP	5A05H	5A05H	5A05H	5A05H	5A05H	5A05H	5A05H	5A05H	5A05H	5A05H	5A05H	5A05H	5A05H	5A05H
11880	195	PLC WRK SLE FMPJ	5A05I	5A05I	5A05I	5A05I	5A05I	5A05I	5A05I	5A05I	5A05I	5A05I	5A05I	5A05I	5A05I	5A05I



## 317

[illegible]

**C03: WORK and LEISURE. Vocational plans, aspirations, expectations**

[illegible]

**C04: WORK AND LEISURE.** Preferences regarding job characteristics

[illegible]

**C05: WORK and LEISURE. Desirability of different working arrangements and settings**

[illegible]

\*=item text changed from previous year



[illegible]

**C06: WORK AND LEISURE. Work ethic / success orientation**

[illegible]

## C07: WORK and LEISURE. Leisure time: extent, activities

00620	27	#X/AV WK GO OUT	1C25	1C25	1C25	1C25	1C25	1C25	1C25	1C25	1C25	1C25	1C25	1C25	1C25	1C25
00620	27	#X/AV WK GO OUT	2C25	2C25	2C25	2C25	2C25	2C25	2C25	2C25	2C25	2C25	2C25	2C25	2C25	2C25
00620	27	#X/AV WK GO OUT	3C25	3C25	3C25	3C25	3C25	3C25	3C25	3C25	3C25	3C25	3C25	3C25	3C25	3C25
00620	27	#X/AV WK GO OUT	4C25	4C25	4C25	4C25	4C25	4C25	4C25	4C25	4C25	4C25	4C25	4C25	4C25	4C25
00620	27	#X/AV WK GO OUT	5C25	5C25	5C25	5C25	5C25	5C25	5C25	5C25	5C25	5C25	5C25	5C25	5C25	5C25
00620	27	#X/AV WK GO OUT													6C25	6C25
00630	27	#X DATE 3+/WK	1C26	1C26	1C26	1C26	1C26	1C26	1C26	1C26	1C26	1C26	1C26	1C26	1C26	1C26
00630	27	#X DATE 3+/WK	2C26	2C26	2C26	2C26	2C26	2C26	2C26	2C26	2C26	2C26	2C26	2C26	2C26	2C26
00630	27	#X DATE 3+/WK	3C26	3C26	3C26	3C26	3C26	3C26	3C26	3C26	3C26	3C26	3C26	3C26	3C26	3C26
00630	27	#X DATE 3+/WK	4C26	4C26	4C26	4C26	4C26	4C26	4C26	4C26	4C26	4C26	4C26	4C26	4C26	4C26
00630	27	#X DATE 3+/WK	5C26	5C26	5C26	5C26	5C26	5C26	5C26	5C26	5C26	5C26	5C26	5C26	5C26	5C26
00630	27	#X DATE 3+/WK													6C26	6C26
05820	105	DALY WATCH TV	2A02A	2A02A	2A02A	2A02A	2A02A	2A02A	2A02A	2A02A	2A02A	2A02A	2A02A	2A02A	2A02A	2A02A
05820	221	DALY WATCH TV													6A02A	6A02A
05830	105	DALY GO TO MOVIE	2A02B	2A02B	2A02B	2A02B	2A02B	2A02B	2A02B	2A02B	2A02B	2A02B	2A02B	2A02B	2A02B	2A02B
05830	221	DALY GO TO MOVIE													6A02B	6A02B
05840		DALY ART, MSC, PLA	2A02C	2A02C	2A02C	2A02C	2A02C	2A02C	2A02C							
05845		DALY ROCK CNCRT								2A02C	2A02C	2A02C	2A02C	2A02C	2A02C	2A02C
05845		DALY ROCK CNCRT													6A02C	6A02C
05846	105	DALY MUSIC CNCRT														
05846	221	DALY MUSIC CNCRT													6A02D	6A02D
05850	105	DALY RIDE FORFUN		2A02D	2A02D	2A02D	2A02D	2A02D	2A02D	2A02D	2A02D	2A02D	2A02D	2A02D	2A02D	2A02D
05850	221	DALY RIDE FORFUN													6A02D	6A02D
05860	105	DALY CMNTY AFFRS	2A02E	2A02E	2A02E	2A02E	2A02E	2A02E	2A02E	2A02E	2A02E	2A02E	2A02E	2A02E	2A02E	2A02E
05860	221	DALY CMNTY AFFRS													6A02E	6A02E
05870	105	DALY PLA MSC, SNG	2A02F	2A02F	2A02F	2A02F	2A02F	2A02F	2A02F	2A02F	2A02F	2A02F	2A02F	2A02F	2A02F	2A02F
05880	106	DALY CREAT WRTNG	2A02G	2A02G	2A02G	2A02G	2A02G	2A02G	2A02G	2A02G	2A02G	2A02G	2A02G	2A02G	2A02G	2A02G
05890	106	DALY ACTV SPORTS	2A02H	2A02H	2A02H	2A02H	2A02H	2A02H	2A02H	2A02H	2A02H	2A02H	2A02H	2A02H	2A02H	2A02H
05890	221	DALY ACTV SPORTS													6A02F	6A02F
05900	106	DALY ART/CRAFTS	2A02I	2A02I	2A02I	2A02I	2A02I	2A02I	2A02I	2A02I	2A02I	2A02I	2A02I	2A02I	2A02I	2A02I
05910	106	DALY WRK HSE, CAR	2A02J	2A02J	2A02J	2A02J	2A02J	2A02J	2A02J	2A02J	2A02J	2A02J	2A02J	2A02J	2A02J	2A02J
05920	106	DALY VIST W/FRDS	2A02K	2A02K	2A02K	2A02K	2A02K	2A02K	2A02K	2A02K	2A02K	2A02K	2A02K	2A02K	2A02K	2A02K
05920	222	DALY VIST W/FRDS													6A02G	6A02G
05930		DALY GO SHOPPING	2A02L	2A02L	2A02L	2A02L	2A02L	2A02L	2A02L	2A02L	2A02L	2A02L	2A02L	2A02L	2A02L	2A02L
05930		DALY GO SHOPPING													6A02H	6A02H
05935	106	DALY GO TO MALL														
05935	222	DALY GO TO MALL														
05940	106	DALY ALONE LEISR	2A02M	2A02M*	2A02M	2A02M	2A02M	2A02M	2A02M	2A02M	2A02M	2A02M	2A02M	2A02M	2A02M	2A02M
05940	222	DALY ALONE LEISR													6A02I	6A02I
05950	106	DALY READ BK, MAG	2A02N	2A02N	2A02N	2A02N	2A02N	2A02N	2A02N	2A02N	2A02N	2A02N	2A02N	2A02N	2A02N	2A02N
05960	107	DALY GO TO BARS	2A02O	2A02O	2A02O	2A02O	2A02O	2A02O	2A02O	2A02O	2A02O	2A02O	2A02O	2A02O	2A02O	2A02O
05960	222	DALY GO TO BARS													6A02L	6A02L
05970	107	DALY GO TO PARTY	2A02P	2A02P	2A02P	2A02P	2A02P	2A02P	2A02P	2A02P	2A02P	2A02P	2A02P	2A02P	2A02P	2A02P
05970	222	DALY GO TO PARTY													6A02M	6A02M
05980		DALY GO CHURCH	2A02D													
10550	175	#HRS TV/DAY/5+	4A16	4A16	4A16	4A16	4A16	4A16	4A16	4A16	4A16	4A16	4A16	4A16	4A16	4A16
10560	176	#BKS LAST YR/10+	4A17	4A17	4A17	4A17	4A17	4A17	4A17	4A17	4A17	4A17	4A17	4A17	4A17	4A17
21900		#X/LAST12M PARTY													5E07	5E07
21910		PARTY-PPL OVR 30													5E08A	5E08A
21920		PARTY-ONE HI ALC													5E08B	5E08B
21930		PARTY-OTH HI ALC													5E08C	5E08C
21940		PARTY-YOU HI ALC													5E08D	5E08D
21950		PARTY-PRESS ALCL													5E08E	5E08E
21960		PARTY-PRS HI ALC													5E08F	5E08F
21970		PARTY-ONE HI MJ													5E08G	5E08G
21980		PARTY-OTH HI MJ													5E08H	5E08H
21990		PARTY-YOU HI MJ													5E08I	5E08I
22000		PARTY-PRESS MJ													5E08J	5E08J
22010		PARTY-ONE HI OTD													5E08K	5E08K
22020		PARTY-OTH HI OTD													5E08L	5E08L
22030		PARTY-YOU HI OTD													5E08M	5E08M
22040		PARTY-PRESS OTDG													5E08N	5E08N
22170	133	SCH ACTV-PBLCTNS													2E07A	2E14A
22170	226	SCH ACTV-PBLCTNS													2E07B	2E14B
22180	133	SCH ACTV-PRF ART													2E14C	2E14B
22180	227	SCH ACTV-PRF ART													6A09B	6A09B
22190	133	SCH ACTV-ATHLTCS													2E14C	2E14C
22190	227	SCH ACTV-ATHLTCS													6A09C	6A09C
22200	133	SCH ACTV-OTH ACT													2E14D	2E14D
22200	227	SCH ACTV-OTH ACT													6A09F	6A09F
23070	222	DALY READ MAGZNS													6A02J	6A02J
23080	222	DALY READ NWSPPR													6A02K	6A02K
23360	227	SCH ATV-ACDMC CL													6A09D	6A09D
23370	227	SCH ATV-STDN GVT													6A09E	6A09E
29620		DALY GO VID ARC														
29620		DALY GO VID ARC														
29625	107	DALY WEB MYSPC														
29760	222	DALY GO TO RAVES														
29950	159	#HR/W CMPUTR OTH														
31680	160	#HR/W INTERNET S														
31990	160	#HR/W GAMING														

\*=item text changed from previous year



## 319

**C06: WORK AND LEISURE. Work ethic / success orientation**

[illegible]

## C07: WORK and LEISURE. Leisure time: extent, activities

[illegible]

\*=item text changed from previous year



Item Ref. No.	Page Loc. in Vol.	ITEM DESCRIPTION (ABBREVIATED)	QUESTIONNAIRE LOCATION															
			BY YEAR															
			(FORM, SECTION, AND QUESTION NUMBER)															
			1976	1977	1978	1979	1980	1981	1982	1983	1984	1985	1986	1987	1988	1989	1990	

**C08: WORK and LEISURE. Attitudes toward leisure time**

01370	49	SAT SPD LEISR	1A06K	1A06K	1A06K	1A06K	1A06K	1A06K	1A06K	1A06K	1A06K	1A06K	1A06K	1A06K	1A06K	1A06K	1A06K	1A06K
01440	50	IMP TM RCRN&HBY	1A07D	1A07D	1A07D	1A07D	1A07D	1A07D	1A07D	1A07D	1A07D	1A07D	1A07D	1A07D	1A07D	1A07D	1A07D	1A07D
09880		DK DO W LEISR TM		3E11A		3E11A		3E11A		3E11A		3E11A		3E11A		3E11A		3E11A
09890		TM QUIK/LEIS HRS		3E11B		3E11B		3E11B		3E11B		3E11B		3E11B		3E11B		3E11B
09900		WASTE LEIS TIME		3E11C		3E11C		3E11C		3E11C		3E11C		3E11C		3E11C		3E11C
09910		ENUF TIME FR THG		3E11D		3E11D		3E11D		3E11D		3E11D		3E11D		3E11D		3E11D
11240		P'IDEA OF LSR TM	4E08B	4E08B	4E07B	4E07B	4E07B	4E07B	4E07B	4E07B	4E07B	4E07B	4E07B	4E07B	4E06B	4E06B	4E06B	4E06B
22050		PRFR PTY-PPL >30													5E09A	5E09A	5E09A	5E09A
22060		PRF PTY-U HI ALC													5E09B	5E09B	5E09B	5E09B
22070		PR PTY-OTH HI AL													5E09C	5E09C	5E09C	5E09C
22080		PRF PTY-U USE MJ													5E09D	5E09D	5E09D	5E09D
22090		PR PTY-OT USE MJ													5E09E	5E09E	5E09E	5E09E
22100		PR PTY-U USE OTD													5E09F	5E09F	5E09F	5E09F
22110		PR PTY-OT USE OT													5E09G	5E09G	5E09G	5E09G

**C09: WORK and LEISURE. Computer use**

29625	107	DALY WEB MYSPC																
29930	159	#HR/W CMPUTR SCH																
29940	159	#HR/W CMPUTR JOB																
29950	159	#HR/W CMPUTR OTH																
31680	160	#HR/W INTERNET S																
31990	160	#HR/W GAMING																

**C10: WORK and LEISURE. Cell Phone Use**

32580	160	# HR/W TEXT CELL PHO																
32590	160	# HR/W TALK CELL PHO																

**D01: SEX ROLES and FAMILY. Dating and marriage: status, attitudes, expectations**

00060	21	R NOT MARRIED	1C06	1C06	1C06	1C06	1C06	1C06	1C06	1C06	1C06	1C06	1C06	1C06	1C06	1C06	1C06	1C06
00060	21	R NOT MARRIED	2C06	2C06	2C06	2C06	2C06	2C06	2C06	2C06	2C06	2C06	2C06	2C06	2C06	2C06	2C06	2C06
00060	21	R NOT MARRIED	3C06	3C06	3C06	3C06	3C06	3C06	3C06	3C06	3C06	3C06	3C06	3C06	3C06	3C06	3C06	3C06
00060	21	R NOT MARRIED	4C06	4C06	4C06	4C06	4C06	4C06	4C06	4C06	4C06	4C06	4C06	4C06	4C06	4C06	4C06	4C06
00060	21	R NOT MARRIED	5C06	5C06	5C06	5C06	5C06	5C06	5C06	5C06	5C06	5C06	5C06	5C06	5C06	5C06	5C06	5C06
00060	21	R NOT MARRIED															6C06	6C06
06120	109	DFNTLY PRFR MATE	2A05	2A05	2A05	2A05	2A05	2A05	2A05	2A05	2A05	2A05	2A05	2A05	2A05	2A05	2A05	2A05
06130	109	THINK WILL MARRY	2A06	2A06	2A06	2A06	2A06	2A06	2A06	2A06	2A06	2A06	2A06	2A06	2A06	2A06	2A06	2A06
06140	109	LIKLY STAY MARRD	2A07A	2A07A	2A07A	2A07A	2A07A	2A07A	2A07A	2A07A	2A07A	2A07A	2A07A	2A07A	2A07A	2A07A	2A07A	2A07A
06850	121	HOW GD AS SPOUSE	2D02A	2D02A	2D02A	2D02A	2D02A	2D02A	2D02A	2D02A	2D02A	2D02A	2D02A	2D02A	2D02A	2D02A	2D02A	2D02A
08320	143	MARRD OR ENGAGED	3A18	3A18	3A18	3A18	3A18	3A18	3A18	3A18	3A18	3A18	3A18	3A18	3A18	3A18	3A18	3A18
08330	143	WHN WANT GT MARR	3A19	3A19	3A19	3A19	3A19	3A19	3A19	3A19	3A19	3A19	3A19	3A19	3A19	3A19	3A19	3A19
11770	193	XPRC MK R GD SPS	5A04A	5A04A	5A04A	5A04A	5A04A	5A04A	5A04A	5A04A	5A04A	5A04A	5A04A	5A04A	5A04A	5A04A	5A04A	5A04A

**D02: SEX ROLES and FAMILY. Parenthood: status, attitudes, expectations**

06150	109	LIKLY HAVE KIDS	2A07B	2A07B	2A07B	2A07B	2A07B	2A07B	2A07B	2A07B	2A07B	2A07B	2A07B	2A07B	2A07B	2A07B	2A07B	2A07B
06860	121	HOW GD AS PARENT	2D02B	2D02B	2D02B	2D02B	2D02B	2D02B	2D02B	2D02B	2D02B	2D02B	2D02B	2D02B	2D02B	2D02B	2D02B	2D02B
08340	143	THGT LOT HAV CHL	3A20	3A20	3A20	3A20	3A20	3A20	3A20	3A20	3A20	3A20	3A20	3A20	3A20	3A20	3A20	3A20
08350	143	# CHLDN WANT(6+)	3A21	3A21	3A21	3A21	3A21	3A21	3A21	3A21	3A21	3A21	3A21	3A21	3A21	3A21	3A21	3A21
08360	144	IF -POP, MR CHLD	3A22	3A22	3A22	3A22	3A22	3A22	3A22	3A22	3A22	3A22	3A22	3A22	3A22	3A22	3A22	3A22
08370	144	WHN 1ST CHL(5+Y)	3A23	3A23	3A23	3A23	3A23	3A23	3A23	3A23	3A23	3A23	3A23	3A23	3A23	3A23	3A23	3A23
11780	193	XPRC MK R GD PRT	5A04B	5A04B	5A04B	5A04B	5A04B	5A04B	5A04B	5A04B	5A04B	5A04B	5A04B	5A04B	5A04B	5A04B	5A04B	5A04B

**D03: SEX ROLES and FAMILY. Values surrounding marriage and family**

01420	50	IMP GD MRRG&FAM	1A07B	1A07B	1A07B	1A07B	1A07B	1A07B	1A07B	1A07B	1A07B	1A07B	1A07B	1A07B	1A07B	1A07B	1A07B	1A07B
10470	174	FEW GD MAR, ? IT	4A15A	4A15A	4A15A	4A15A	4A15A	4A15A	4A15A	4A15A	4A15A	4A15A	4A15A	4A15A	4A15A	4A15A	4A15A	4A15A
10480	174	GD LIV TG BF MRG	4A15B	4A15B	4A15B	4A15B	4A15B	4A15B	4A15B	4A15B	4A15B	4A15B	4A15B	4A15B	4A15B	4A15B	4A15B	4A15B
10490	175	1 PRTRN-RSTRCTVE	4A15C	4A15C	4A15C	4A15C	4A15C	4A15C	4A15C	4A15C	4A15C	4A15C	4A15C	4A15C	4A15C	4A15C	4A15C	4A15C
12150	199	FULLR LVS IF MRY	5A18J	5A18J	5A18J	5A18J	5A18J	5A18J	5A18J	5A18J	5A18J	5A18J	5A18J	5A18J	5A18J	5A18J	5A18J	5A18J
12770		LV TGTH-BD MRLTY	5D05	5D02	5D02	5D02	5D02		5D02	5D02	5D02	5D02	5D02	5D02	5D02	5D02	5D02	5D02
12775		FAM-MAR=BD MRLTY	5D06	5D03	5D03	5D03	5D03		5D03	5D03	5D03	5D03	5D03	5D03	5D03	5D03	5D03	5D03

**D04: SEX ROLES and FAMILY. Preferences regarding marital/familial arrangements**

06160	110	-CHL,HB WK1.,W=0	2A08A	2A08A	2A08A	2A08A	2A08A	2A08A	2A08A	2A08A	2A08A	2A08A	2A08A	2A08A	2A08A	2A08A	2A08A	2A08A
06170	110	-CHL,HB WK1.,W.5	2A08B	2A08B	2A08B	2A08B	2A08B	2A08B	2A08B	2A08B	2A08B	2A08B	2A08B	2A08B	2A08B	2A08B	2A08B	2A08B
06180	110	-CHL,HB&WF WK 1.	2A08C	2A08C	2A08C	2A08C	2A08C	2A08C	2A08C	2A08C	2A08C	2A08C	2A08C	2A08C	2A08C	2A08C	2A08C	2A08C
06190	110	-CHL,HB&WF WK .5	2A08D	2A08D	2A08D	2A08D	2A08D	2A08D	2A08D	2A08D	2A08D	2A08D	2A08D	2A08D	2A08D	2A08D	2A08D	2A08D
06200	110	-CHL,W WK 1.,H.5	2A08E	2A08E	2A08E	2A08E	2A08E	2A08E	2A08E	2A08E	2A08E	2A08E	2A08E	2A08E	2A08E	2A08E	2A08E	2A08E
06210	110	-CHL,W WK 1.,H=0	2A08F	2A08F	2A08F	2A08F	2A08F	2A08F	2A08F	2A08F	2A08F	2A08F	2A08F	2A08F	2A08F	2A08F	2A08F	2A08F
06220	110	PSCH,HB WK1.,W=0	2A09A	2A09A	2A09A	2A09A	2A09A	2A09A	2A09A	2A09A	2A09A	2A09A	2A09A	2A09A	2A09A	2A09A	2A09A	2A09A
06230	111	PSCH,HB WK1.,W.5	2A09B	2A09B	2A09B	2A09B	2A09B	2A09B	2A09B	2A09B	2A09B	2A09B	2A09B	2A09B	2A09B	2A09B	2A09B	2A09B
06240	111	PSCH,HB&WF WK 1.	2A09C	2A09C	2A09C	2A09C	2A09C	2A09C	2A09C	2A09C	2A09C	2A09C	2A09C	2A09C	2A09C	2A09C	2A09C	2A09C
06250	111	PSCH,HB&WF WK .5	2A09D	2A09D	2A09D	2A09D	2A09D	2A09D	2A09D	2A09D	2A09D	2A09D	2A09D	2A09D	2A09D	2A09D	2A09D	2A09D
06260	111	PSCH,WF WK1.,H.5	2A09E	2A09E	2A09E	2A09E	2A09E	2A09E	2A09E	2A09E	2A09E	2A09E	2A09E	2A09E	2A09E	2A09E	2A09E	2A09E
06270	111	PSCH,WF WK1.,H=0	2A09F	2A09F	2A09F	2A09F	2A09F	2A09F	2A09F	2A09F	2A09F	2A09F	2A09F	2A09F	2A09F	2A09F	2A09F	2A09F
06280	111	H WK,W -WK,W CCR	2A10A	2A10A	2A10A	2A10A	2A10A	2A10A	2A10A	2A10A	2A10A	2A10A	2A10A	2A10A	2A10A	2A10A	2A10A	2A10A
06290	111	H WK,W -WK,W>CCR	2A10B	2A10B	2A10B	2A10B	2A10B	2A10B	2A10B	2A10B	2A10B	2A10B	2A10B	2A10B	2A10B	2A10B	2A10B	2A10B
06300	112	H WK,W -WK,W=CHCR	2A10C	2A10C	2A10C	2A10C	2A10C	2A10C	2A10C	2A10C	2A10C	2A10C	2A10C	2A10C	2A10C	2A10C	2A10C	2A10C
06310	112	H WK,W -WK,H>CCR	2A10D	2A10D	2A10D	2A10D	2A10D	2A10D	2A10D	2A10D	2A10D	2A10D	2A10D	2A10D	2A10D	2A10D	2A10D	2A10D
06320	112	H WK,W -WK,H CCR	2A10E	2A10E	2A10E	2A10E	2A10E	2A10E	2A10E	2A10E	2A10E	2A10E	2A10E	2A10E	2A10E	2A10E	2A10E	2A10E
11560		H&W WK,WF AL HWK	4E11A	4E11A	4E10A	4E10A	4E10A	4E10A	4E10A	4E10A								
11570		H&W WK,WF MS HWK	4E11B	4E11B	4E10B	4E10B	4E10B	4E10B	4E10B	4E10B								
11580		H&W WK,DO = HWRK	4E11C	4E11C	4E10C	4E10C	4E10C	4E10C	4E10C	4E10C								
11590		H&W WK,HB MS HWK	4E11D	4E11D	4E10D	4E10D	4E10D	4E10D	4E10D	4E10D								
11600		H&W WK,HB AL HWK	4E11E	4E11E	4E10E	4E10E	4E10E	4E10E	4E10E	4E10E								
11610		H&W WK+CH W CHCR	4F12A	4F12A	4F11A	4F11A	4F11A	4F11A	4F11A	4F11A								



## 321

[illegible]



[illegible]



**D04: SEX ROLES and FAMILY. Preferences regarding marital/familial arrangements (continued)**

D05: SEX ROLES and FAMILY. Sex role attitudesD06: SEX ROLES and FAMILY. Opinions regarding gender discrimination

**E01: POPULATION CONCERNS. Overpopulation**

**E02: POPULATION CONCERNS: Birth control**

**F01: CONSERVATION, MATERIALISM, EQUITY, ETC.** Personal materialism

\*=item text changed from previous year



[illegible]

**F01: CONSERVATION, MATERIALISM, EQUITY, ETC. Personal materialism (continued)**

07790		NOW OWN BICYCLE	2E09J															
07800		NOW OWN CAR	2E09K															
07810		NOW OWN TAPE REC	2E09L															
07820		NOW OWN ELT CALC	2E09M															
07830		NOW OWN BT/SNMBL	2E09N															
08020	138	MRS FR LASTG THG	3A04C	3A04C	3A04C	3A04C	3A04C	3A04C	3A04C	3A04C	3A04C	3A04C	3A04C	3A04C	3A04C	3A04C	3A04C	3A04C
10060	168	FAM BUYS THG -ND	4A06J	4A06J	4A06J	4A06J	4A06J	4A06J	4A06J	4A06J	4A06J	4A06J	4A06J	4A06J	4A06J	4A06J	4A06J	4A06J
10060	199	FAM BUYS THG -ND	5A18I	5A18I	5A18I	5A18I	5A18I	5A18I	5A18I	5A18I	5A18I	5A18I	5A18I	5A18I	5A18I	5A18I	5A18I	5A18I
10140	169	JOB IMPC EARN \$	4A08F	4A08F	4A08F	4A08F	4A08F	4A08F	4A08F	4A08F	4A08F	4A08F	4A08F	4A08F	4A08F	4A08F	4A08F	4A08F
12020	197	ENJOY SHOPPING	5A15A	5A15A	5A15A	5A15A	5A15A	5A15A	5A15A	5A15A	5A15A	5A15A	5A15A	5A15A	5A15A	5A15A	5A15A	5A15A
12030	197	CARE LATST FASHN	5A15B	5A15B	5A15B	5A15B	5A15B	5A15B	5A15B	5A15B	5A15B	5A15B	5A15B	5A15B	5A15B	5A15B	5A15B	5A15B
12040	197	CR FAM HV NBR HV	5A15C	5A15C	5A15C	5A15C	5A15C	5A15C	5A15C	5A15C	5A15C	5A15C	5A15C	5A15C	5A15C	5A15C	5A15C	5A15C
12050	197	XPCT 2 OWN>PRNTS	5A16	5A16	5A16	5A16	5A16	5A16	5A16	5A16	5A16	5A16	5A16	5A16	5A16	5A16	5A16	5A16
12060	197	LST CNT OWN>PRNT	5A17	5A17	5A17	5A17	5A17	5A17	5A17	5A17	5A17	5A17	5A17	5A17	5A17	5A17	5A17	5A17
13600	158	STS SCH NIC CAR	5E05C	5E06C	5E06C	5E04C	5E06C	5E06C	5E06C	5E06C	5E06C	5E06C	5E06C	5E06C	5E06C	5E06C	5E06C	5E06C
13700		BY SOON HAIR DRY	2E10A															
13710		BY SOON WT/S SKI	2E10B															
13720		BY SOON CAMERA	2E10C															
13730		BY SOON WATCH	2E10D															
13740		BY SOON HKG BKPK	2E10E															
13750		BY SOON CK RADIO	2E10F															
13760		BY SOON EL SHAVR	2E10G															
13770		BY SOON TENIS RQ	2E10H															
13780		BY SOON TV SET	2E10I															
13790		BY SOON BICYCLE	2E10J															
13800		BY SOON CAR	2E10K															
13810		BY SOON TAPE REC	2E10L															
13820		BY SOON ELT CALC	2E10M															
13830		BY SOON BT/SNMBL	2E10N															
13835		IMP HAV 1 CAR	3E12A		3E11A	3E10A	3E10A	3E10A	3E09A	3E09A	3E09A	3E09A	3E09A	3E09A	3E09A	3E09A	3E09A	3E09A
13840		IMP HAV 2 CARS	3E12B		3E11B	3E10B	3E10B	3E10B	3E09B	3E09B	3E09B	3E09B	3E09B	3E09B	3E09B	3E09B	3E09B	3E09B
13850		IMP HAV LARG CAR	3E12C		3E11C	3E10C	3E10C	3E10C	3E09C	3E09C	3E09C	3E09C	3E09C	3E09C	3E09C	3E09C	3E09C	3E09C
13860	161	IMP HAV NW CR OF	3E12D		3E11D	3E10D	3E10D	3E10D	3E09D	3E09D	3E09D	3E09D	3E09D	3E09D	3E09D	3E09D	3E09D	3E09D
13870	162	IMP HAV NW CLTHS	3E12E		3E11E	3E10E	3E10E	3E10E	3E09E	3E09E	3E09E	3E09E	3E09E	3E09E	3E09E	3E09E	3E09E	3E09E
13880	162	IMP HAV OWN HSE	3E12F		3E11F	3E10F	3E10F	3E10F	3E09F	3E09F	3E09F	3E09F	3E09F	3E09F	3E09F	3E09F	3E09F	3E09F
13890	162	IMP HAV BIG YARD	3E12G		3E11G	3E10G	3E10G	3E10G	3E09G	3E09G	3E09G	3E09G	3E09G	3E09G	3E09G	3E09G	3E09G	3E09G
13900		IMP HAV NEAT LWN	3E12H		3E11H	3E10H	3E10H	3E10H	3E09H	3E09H	3E09H	3E09H	3E09H	3E09H	3E09H	3E09H	3E09H	3E09H
13910		IMP HAV APPLINCS	3E12I		3E11I	3E10I	3E10I	3E10I	3E09I	3E09I	3E09I	3E09I	3E09I	3E09I	3E09I	3E09I	3E09I	3E09I
13920		IMP HAV G STEREO	3E12J		3E11J	3E10J	3E10J	3E10J	3E09J	3E09J	3E09J	3E09J	3E09J	3E09J	3E09J	3E09J	3E09J	3E09J
13930	162	IMP HAV VAC HSE	3E12K		3E11K	3E10K	3E10K	3E10K	3E09K	3E09K	3E09K	3E09K	3E09K	3E09K	3E09K	3E09K	3E09K	3E09K
13940	162	IMP HAV REC VEH	3E12L		3E11L	3E10L	3E10L	3E10L	3E09L	3E09L	3E09L	3E09L	3E09L	3E09L	3E09L	3E09L	3E09L	3E09L

**F02: CONSERVATION, MATERIALISM, EQUITY, ETC.** Societal materialism and advertising

[illegible]

**F03: CONSERVATION, MATERIALISM, EQUITY, ETC.** Concern with world hunger and poverty

[illegible]

**F04: CONSERVATION, MATERIALISM, EQUITY, ETC.** Ecological concerns

[illegible]

**F05: CONSERVATION, MATERIALISM, EQUITY, ETC.** Concern with conservation of resources

[illegible]



## 325

F01: CONSERVATION, MATERIALISM, EQUITY, ETC. Personal materialism (continued)

**F02: CONSERVATION, MATERIALISM, EQUITY, ETC.** Societal materialism and advertising

**F03: CONSERVATION, MATERIALISM, EQUITY, ETC.** Concern with world hunger and poverty

**F04: CONSERVATION, MATERIALISM, EQUITY, ETC.** Ecological concerns

**F05: CONSERVATION, MATERIALISM, EQUITY, ETC.** Concern with conservation of resources

\*=item text changed from previous year



[illegible]

**F05: CONSERVATION, MATERIALISM, EQUITY, ETC. Concern with conservation of resources (continued)**

[illegible]

**F06: CONSERVATION, MATERIALISM, EQUITY, ETC.** Preferences regarding dwelling type and urbanicity

17860		DESRD LVG RURAL			4E09A		4E09A	4E09A	4E09A								
17870		DESRD LVG SM TWN			4E09B		4E09B	4E09B	4E09B								
17880		DESRD LVG SM CTY			4E09C		4E09C	4E09C	4E09C								
17890		DESRD LVG SUBURB			4E09D		4E09D	4E09D	4E09D								
17900		DESRD LVG LG CTY			4E09E		4E09E	4E09E	4E09E								
17910		DSRD HSG 1 FAMLY			4E09F		4E09F	4E09F	4E09F								
17920		DSRD HSG 2 FAMLY			4E09G		4E09G	4E09G	4E09G								
17930		DSRD HSG CNDMINM			4E09H		4E09H	4E09H	4E09H								
17940		DSRD HSG APT BLD			4E09I		4E09I	4E09I	4E09I								
17950		DSRD HSG HI RISE			4E09J		4E09J	4E09J	4E09J								

**F07: CONSERVATION, MATERIALISM, EQUITY, ETC. Driving and use of mass transit**

00640	27	DRIVE>200 MI/WK	1C27	1C27	1C27	1C27	1C27	1C27	1C27	1C27	1C27	1C27	1C27	1C27	1C27	1C27	1C27
00640	27	DRIVE>200 MI/WK	2C27	2C27	2C27	2C27	2C27	2C27	2C27	2C27	2C27	2C27	2C27	2C27	2C27	2C27	2C27
00640	27	DRIVE>200 MI/WK	3C27	3C27	3C27	3C27	3C27	3C27	3C27	3C27	3C27	3C27	3C27	3C27	3C27	3C27	3C27
00640	27	DRIVE>200 MI/WK	4C27	4C27	4C27	4C27	4C27	4C27	4C27	4C27	4C27	4C27	4C27	4C27	4C27	4C27	4C27
00640	27	DRIVE>200 MI/WK	5C27	5C27	5C27	5C27	5C27	5C27	5C27	5C27	5C27	5C27	5C27	5C27	5C27	5C27	5C27
00640	27	DRIVE>200 MI/WK														6C27	6C27
00650	27	#X/12MO R TCKTD	1C28	1C28	1C28	1C28	1C28	1C28	1C28	1C28	1C28	1C28	1C28	1C28	1C28	1C28	1C28
00650	27	#X/12MO R TCKTD	2C28	2C28	2C28	2C28	2C28	2C28	2C28	2C28	2C28	2C28	2C28	2C28	2C28	2C28	2C28
00650	27	#X/12MO R TCKTD	3C28	3C28	3C28	3C28	3C28	3C28	3C28	3C28	3C28	3C28	3C28	3C28	3C28	3C28	3C28
00650	27	#X/12MO R TCKTD	4C28	4C28	4C28	4C28	4C28	4C28	4C28	4C28	4C28	4C28	4C28	4C28	4C28	4C28	4C28
00650	27	#X/12MO R TCKTD	5C28	5C28	5C28	5C28	5C28	5C28	5C28	5C28	5C28	5C28	5C28	5C28	5C28	5C28	5C28
00650	27	#X/12MO R TCKTD														6C28	6C28
00690	28	#ACCDINTS/12 MO	1C30	1C30	1C30	1C30	1C30	1C30	1C30	1C30	1C30	1C30	1C30	1C30	1C30	1C30	1C30
00690	28	#ACCDINTS/12 MO	2C30	2C30	2C30	2C30	2C30	2C30	2C30	2C30	2C30	2C30	2C30	2C30	2C30	2C30	2C30
00690	28	#ACCDINTS/12 MO	3C30	3C30	3C30	3C30	3C30	3C30	3C30	3C30	3C30	3C30	3C30	3C30	3C30	3C30	3C30
00690	28	#ACCDINTS/12 MO	4C30	4C30	4C30	4C30	4C30	4C30	4C30	4C30	4C30	4C30	4C30	4C30	4C30	4C30	4C30
00690	28	#ACCDINTS/12 MO	5C30	5C30	5C30	5C30	5C30	5C30	5C30	5C30	5C30	5C30	5C30	5C30	5C30	5C30	5C30
00690	28	#ACCDINTS/12 MO														6C30	6C30
08030	139	USE BYC/MAS TRAN	3A04D	3A04D	3A04D	3A04D	3A04D	3A04D	3A04D	3A04D	3A04D	3A04D	3A04D	3A04D	3A04D	3A04D	3A04D
11960	196	DNT HV DRVR LCNS	5A09	5A09	5A09	5A09	5A09	5A09	5A09	5A09	5A09	5A09	5A09	5A09	5A09	5A09	5A09
11970	196	DONT OWN CAR	5A10	5A10	5A10	5A10	5A10	5A10	5A10	5A10	5A10	5A10	5A10	5A10	5A10	5A10	5A10
11980	196	NEVR USE OTHS CR	5A11	5A11	5A11	5A11	5A11	5A11	5A11	5A11	5A11	5A11	5A11	5A11	5A11	5A11	5A11
11990	196	R CUT DRIVING	5A12	5A12	5A12	5A12	5A12	5A12	5A12	5A12	5A12	5A12	5A12	5A12	5A12	5A12	5A12
16430		SAT EVB CAR POOL															
22210		USE SEATBLT-DRVR												2E22	2E23	2E23	2E23
22210	29	USE SEATBLT-DRVR														6C32	6C32
22220		USE SEATBLT-RIDR												2E23	2E24	2E24	2E24
22220	29	USE SEATBLT-RIDR														6C33	6C33

**G: RELIGION.** Religious preferences, activities, views

00360	23	R'S RELGS PRFNC	1C13A	1C13A	1C13A	1C13A	1C13A	1C13A	1C13A*	1C13A	1C13A	1C13A	1C13A	1C13A	1C13A	1C13A	1C13A
00360	23	R'S RELGS PRFNC	2C13A	2C13A	2C13A	2C13A	2C13A	2C13A	2C13A*	2C13A	2C13A	2C13A	2C13A	2C13A	2C13A	2C13A	2C13A
00360	23	R'S RELGS PRFNC	3C13A	3C13A	3C13A	3C13A	3C13A	3C13A	3C13A*	3C13A	3C13A	3C13A	3C13A	3C13A	3C13A	3C13A	3C13A
00360	23	R'S RELGS PRFNC	4C13A	4C13A	4C13A	4C13A	4C13A	4C13A	4C13A*	4C13A	4C13A	4C13A	4C13A	4C13A	4C13A	4C13A	4C13A
00360	23	R'S RELGS PRFNC	5C13A	5C13A	5C13A	5C13A	5C13A	5C13A	5C13A*	5C13A	5C13A	5C13A	5C13A	5C13A	5C13A	5C13A	5C13A
00360	23	R'S RELGS PRFNC														6C13A	6C13A
00370	23	R'ATTND REL SVC	1C13B	1C13B	1C13B	1C13B	1C13B	1C13B	1C13B	1C13B	1C13B	1C13B	1C13B	1C13B	1C13B	1C13B	1C13B
00370	23	R'ATTND REL SVC	2C13B	2C13B	2C13B	2C13B	2C13B	2C13B	2C13B	2C13B	2C13B	2C13B	2C13B	2C13B	2C13B	2C13B	2C13B
00370	23	R'ATTND REL SVC	3C13B	3C13B	3C13B	3C13B	3C13B	3C13B	3C13B	3C13B	3C13B	3C13B	3C13B	3C13B	3C13B	3C13B	3C13B
00370	23	R'ATTND REL SVC	4C13B	4C13B	4C13B	4C13B	4C13B	4C13B	4C13B	4C13B	4C13B	4C13B	4C13B	4C13B	4C13B	4C13B	4C13B
00370	23	R'ATTND REL SVC	5C13B	5C13B	5C13B	5C13B	5C13B	5C13B	5C13B	5C13B	5C13B	5C13B	5C13B	5C13B	5C13B	5C13B	5C13B
00370	23	R'ATTND REL SVC														6C13B	6C13B
00380	24	RLGN IMP R'S LF	1C13C	1C13C	1C13C	1C13C	1C13C	1C13C	1C13C	1C13C	1C13C	1C13C	1C13C	1C13C	1C13C	1C13C	1C13C
00380	24	RLGN IMP R'S LF	2C13C	2C13C	2C13C	2C13C	2C13C	2C13C	2C13C	2C13C	2C13C	2C13C	2C13C	2C13C	2C13C	2C13C	2C13C
00380	24	RLGN IMP R'S LF	3C13C	3C13C	3C13C	3C13C	3C13C	3C13C	3C13C	3C13C	3C13C	3C13C	3C13C	3C13C	3C13C	3C13C	3C13C
00380	24	RLGN IMP R'S LF	4C13C	4C13C	4C13C	4C13C	4C13C	4C13C	4C13C	4C13C	4C13C	4C13C	4C13C	4C13C	4C13C	4C13C	4C13C
00380	24	RLGN IMP R'S LF	5C13C	5C13C	5C13C	5C13C	5C13C	5C13C	5C13C	5C13C	5C13C	5C13C	5C13C	5C13C	5C13C	5C13C	5C13C
00380	24	RLGN IMP R'S LF														6C13C	6C13C
05980		DALY GO CHURCH	2A02D														
06930		DHNSTY CHURCHES	2D04E	2D04E	2D04E	2D04E	2D04E	2D04E	2D04E	2D04E	2D04E	2D04E	2D04E	2D04E	2D04E	2D04E	
08420	145	GD JB CHURCHES	3A24E	3A24E	3A24E	3A24E	3A24E	3A24E	3A24E	3A24E	3A24E	3A24E	3A24E	3A24E	3A24E	3A24E	3A24E
10360	173	JOB OBSTC RELGN	4A13A	4A13A	4A13A	4A13A	4A13A	4A13A	4A13A	4A13A	4A13A	4A13A	4A13A	4A13A	4A13A	4A13A	4A13A
10590	176	>INFLC CHURCHES	4A19C	4A19C	4A19C	4A19C	4A19C	4A19C	4A19C	4A19C	4A19C	4A19C	4A19C	4A19C	4A19C	4A19C	4A19C
11360		P'DICE OF RLGN	4E08N	4E08N	4E07N	4E07N	4E07N	4E07N	4E07N	4E07N	4E07N	4E07N	4E07N	4E07N	4E06N	4E06N	4E06N
11910	195	RCL CNTCT CHURCH	5A07C	5A07C	5A07C	5A07C	5A07C	5A07C	5A07C	5A07C	5A07C	5A07C	5A07C	5A07C	5A07C	5A07C	5A07C
12230	201	CTB TO RELGS ORG	5A20D	5A20D	5A20D	5A20D	5A20D	5A20D	5A20D	5A20D	5A20D	5A20D	5A20D	5A20D	5A20D	5A20D	5A20D
23510		YRS CHRCH YTH GR														6A10N	6A10N

**H01: POLITICS.** Political interest and preferences

[illegible]

\*=item text changed from previous year



## 327

**F05: CONSERVATION, MATERIALISM, EQUITY, ETC.** Concern with conservation of resources (continued)

**F06: CONSERVATION, MATERIALISM, EQUITY, ETC.** Preferences regarding dwelling type and urbanicity

**F07: CONSERVATION, MATERIALISM, EQUITY, ETC.** Driving and use of mass transit

**G: RELIGION.** Religious preferences, activities, views

**H01: POLITICS. Political interest and preferences**

\*=item text changed from previous year



[illegible]

## H01: POLITICS. Political interest and preferences (continued)

[illegible]

## H02: POLITICS. Attitudes toward governmental policies and practices

[illegible]

## H03: POLITICS. Views about the role of citizens in government (See also I02)

[illegible]

## H04: POLITICS. Confidence in government

[illegible]

## H05: POLITICS. Voting, political activism

[illegible]

**I01: SOCIAL CHANGE.** Expectations concerning societal change

01200	46	US NEEDS PLANNG	1A02A	1A02A	1A02A	1A02A	1A02A	1A02A	1A02A	1A02A	1A02A	1A02A	1A02A	1A02A	1A02A	1A02A
01230	46	X AHED TOUGHER	1A02D	1A02D	1A02D	1A02D	1A02D	1A02D	1A02D	1A02D	1A02D	1A02D	1A02D	1A02D	1A02D	1A02D
09940	166	FUTR CNTRY WORSE	4A02	4A02	4A02	4A02	4A02	4A02	4A02	4A02	4A02	4A02	4A02	4A02	4A02	4A02
09950	166	FUTR WORLD WORSE	4A03	4A03	4A03	4A03	4A03	4A03	4A03	4A03	4A03	4A03	4A03	4A03	4A03	4A03
09960	166	FUTR R LIFE WRSE	4A04	4A04	4A04	4A04	4A04	4A04	4A04	4A04	4A04	4A04	4A04	4A04	4A04	4A04
10940	182	THG TUF.TCHN SLV	D403C	D403C	D403C	D403C	D403C	D403C	D403C	D410C	D410C	D410C	D410C	D410C	D410C	D410C

**I02: SOCIAL CHANGE.** Attitudes regarding activism

[illegible]



[illegible]



[illegible]

**I02: SOCIAL CHANGE. Attitudes regarding activism (continued)**

[illegible]

**I03: SOCIAL CHANGE.** Reactions to personal and social change

[illegible]

**J: SOCIAL PROBLEMS.** Interest and concerns

01230	46	X AHEAD TOUGHER	1A02D	1A02D	1A02D	1A02D	1A02D	1A02D	1A02D	1A02D	1A02D	1A02D	1A02D	1A02D	1A02D	1A02D	1A02D
06880		THK ABT SOC ISSU	2D03	2D03	2D03	2D03	2D03	2D03	2D03	2D03	2D03	2D03	2D03	2D03	2D03	2D03	2D03
06880	137	THK ABT SOC ISSU	3A02	3A02	3A02	3A02	3A02	3A02	3A02	3A02	3A02	3A02	3A02	3A02	3A02	3A02	3A02
06880	166	THK ABT SOC ISSU	4A05	4A05	4A05	4A05	4A05	4A05	4A05	4A05	4A05	4A05	4A05	4A05	4A05	4A05	4A05
06880	192	THK ABT SOC ISSU	5A02	5A02	5A02	5A02	5A02	5A02	5A02	5A02	5A02	5A02	5A02	5A02	5A02	5A02	5A02
10920	182	1 CNT CHNG WORLD	4D03A	4D03A	4D03A	4D03A	4D03A	4D03A	4D10A	4D10A	4D10A	4D10A	4D10A	4D10A	4D10A	4D10A	4D10A
10930	182	SOCY WONT LAST	4D03B	4D03B	4D03B	4D03B	4D03B	4D03B	4D10B	4D10B	4D10B	4D10B	4D10B	4D10B	4D10B	4D10B	4D10B
10940	182	THG TUF, TCHN SLV	4D03C	4D03C	4D03C	4D03C	4D03C	4D03C	4D10C	4D10C	4D10C	4D10C	4D10C	4D10C	4D10C	4D10C	4D10C
10950	183	NO HOPE 4 WORLD	4D03D	4D03D	4D03D	4D03D	4D03D	4D03D	4D10D	4D10D	4D10D	4D10D	4D10D	4D10D	4D10D	4D10D	4D10D
10960	183	WDRD PURPS 2 LIF	4D03E	4D03E	4D03E	4D03E	4D03E	4D03E	4D10E	4D10E	4D10E	4D10E	4D10E	4D10E	4D10E	4D10E	4D10E
10970	183	WRLD UPHVL 10 YR	4D03F	4D03F	4D03F	4D03F	4D03F	4D03F	4D10F	4D10F	4D10F	4D10F	4D10F	4D10F	4D10F	4D10F	4D10F
10980	183	ANNIHLTN IN LFTM	4D03G	4D03G	4D03G	4D03G	4D03G	4D03G	4D10G	4D10G	4D10G	4D10G	4D10G	4D10G	4D10G	4D10G	4D10G
10990	183	HMN RCE RSILIENT	4D03H	4D03H	4D03H	4D03H	4D03H	4D03H	4D10H	4D10H	4D10H	4D10H	4D10H	4D10H	4D10H	4D10H	4D10H
11660	192	WR/NT NUCLEAR WAR	5A03A	5A03A	5A03A	5A03A	5A03A	5A03A	5A03A	5A03A	5A03A	5A03A	5A03A	5A03A	5A03A	5A03A	5A03A
11670	192	WR/NT POP GROWTH	5A03B	5A03B	5A03B	5A03B	5A03B	5A03B	5A03B	5A03B	5A03B	5A03B	5A03B	5A03B	5A03B	5A03B	5A03B
11680	192	WR/NT CRIME&VLNC	5A03C	5A03C	5A03C	5A03C	5A03C	5A03C	5A03C	5A03C	5A03C	5A03C	5A03C	5A03C	5A03C	5A03C	5A03C
11690	192	WR/NT POLLUTION	5A03D	5A03D	5A03D	5A03D	5A03D	5A03D	5A03D	5A03D	5A03D	5A03D	5A03D	5A03D	5A03D	5A03D	5A03D
11700	192	WR/NT ENRGY SHRT	5A03E	5A03E	5A03E	5A03E	5A03E	5A03E	5A03E	5A03E	5A03E	5A03E	5A03E	5A03E	5A03E	5A03E	5A03E
11710	192	WR/NT RACE RELTN	5A03F	5A03F	5A03F	5A03F	5A03F	5A03F	5A03F	5A03F	5A03F	5A03F	5A03F	5A03F	5A03F	5A03F	5A03F
11720	193	WR/NT HNGR&PVRTY	5A03G	5A03G	5A03G	5A03G	5A03G	5A03G	5A03G	5A03G	5A03G	5A03G	5A03G	5A03G	5A03G	5A03G	5A03G
11730	193	WR/NT USE OPN LD	5A03H	5A03H	5A03H	5A03H	5A03H	5A03H	5A03H	5A03H	5A03H	5A03H	5A03H	5A03H	5A03H	5A03H	5A03H
11740	193	WR/NT URBN DECAY	5A03I	5A03I	5A03I	5A03I	5A03I	5A03I	5A03I	5A03I	5A03I	5A03I	5A03I	5A03I	5A03I	5A03I	5A03I
11750	193	WR/NT ECON PRBLM	5A03J	5A03J	5A03J	5A03J	5A03J	5A03J	5A03J	5A03J	5A03J	5A03J	5A03J	5A03J	5A03J	5A03J	5A03J
11760	193	WR/NT DRUG ABUSE	5A03K	5A03K	5A03K	5A03K	5A03K	5A03K	5A03K	5A03K	5A03K	5A03K	5A03K	5A03K	5A03K	5A03K	5A03K

**K01: MAJOR SOCIAL INSTITUTIONS. Trust (See also C05)**

[illegible]

## K02: MAJOR SOCIAL INSTITUTIONS. Satisfaction with performance

[illegible]



## 331

**I02: SOCIAL CHANGE. Attitudes regarding activism (continued)**

**I03: SOCIAL CHANGE.** Reactions to personal and social change

#### 4.1. SOCIAL PROBLEMS

K01: MAJOR SOCIAL INSTITUTIONS. Trust (See also C05)K02: MAJOR SOCIAL INSTITUTIONS. Satisfaction with performance[illegible]



[illegible]



[illegible]



01480	50	IMP LDR CMNTY	1A07H	1A07H	1A07H	1A07H	1A07H	1A07H	1A07H	1A07H	1A07H	1A07H	1A07H	1A07H	1A07H	1A07H	1A07H
10290	171	JOB IMPC CNTC.PL	4A08U	4A08U	4A08U	4A08U	4A08U	4A08U	4A08U	4A08U	4A08U	4A08U	4A08U	4A08U	4A08U	4A08U	4A08U
13590	158	STS SCH LDS STU	5E05B	5E06B	5E06B	5E04B	5E06B	5E06B	5E06B	5E06B	5E06B	5E06B	5E06B	5E06B	5E06B	5E06B	5E06B
21600		JOB-DIF SOC BKGD															
21730		IDEA PARENTS GRP															
21740		#FRNDS PRNTS GRP								4E10	4E10	4E10	4E10				
21750		OWN PRNTS IN GRP								4E11	4E11	4E11	4E11				
21760		GP IMPCT OWN FLG								4E12	4E12	4E12	4E12				
21770		GP CHG RELP PRNT								4E13	4E13	4E13	4E13				
21780		#FRNDS ANTIDG GP								4E14	4E14	4E14	4E14				
21790		EVR IN ANTIDG GP								4E15	4E15	4E15	4E15				



## 335

**M01: INTERPERSONAL RELATIONSHIPS. Dating (continued)**

**M02: INTERPERSONAL RELATIONSHIPS.** Cross-age relationships with adults outside the family (See also B05)

**M03: INTERPERSONAL RELATIONSHIPS: Family Members**

**M04: INTERPERSONAL RELATIONSHIPS.** Friendships (See also Q03)

**M05: INTERPERSONAL RELATIONSHIPS.** Community at large

\*=item text changed from previous year



[illegible]

**N01: RACE RELATIONS.** Preferred interracial contact

[illegible]

**N02: RACE RELATIONS. Attitudes toward discrimination**

[illegible]

**N03: RACE RELATIONS.** Actual interracial contacts

[illegible]

**O01: CONCERN FOR OTHERS.** Attitudes regarding social service, charitable activism

[illegible]

**002: CONCERN FOR OTHERS.** Involvement in community, altruistic activities

[illegible]

**003: CONCERN FOR OTHERS.** Concern with the problems of others

[illegible]

**P01: HAPPINESS.** Happiness: satisfaction with life and self

[illegible]



# QUESTION INDEX 1976-2011

337

Item Ref. No.	QUESTIONNAIRE LOCATION BY YEAR (FORM, SECTION, AND QUESTION NUMBER)																		
	1991	1992	1993	1994	1995	1996	1997	1998	1999	2000	2001	2002	2003	2004	2005	2006	2007	2008	2009
	2010	2011																	

## N01: RACE RELATIONS. Preferred interracial contact

08110	3A07A	3A07A	3A07A	3A07A	3A07A	3A07A	3A07A	3A07A	3A07A	3A07A	3A07A	3A07A	3A07A	3A07A	3A07A	3A07A	3A07A	3A07A	3A07A
08120	3A07B	3A07B	3A07B	3A07B	3A07B	3A07B	3A07B	3A07B	3A07B	3A07B	3A07B	3A07B	3A07B	3A07B	3A07B	3A07B	3A07B	3A07B	3A07B
08130	3A07C	3A07C	3A07C	3A07C	3A07C	3A07C	3A07C	3A07C	3A07C	3A07C	3A07C	3A07C	3A07C	3A07C	3A07C	3A07C	3A07C	3A07C	3A07C
08140	3A07D	3A07D	3A07D	3A07D	3A07D	3A07D	3A07D	3A07D	3A07D	3A07D	3A07D	3A07D	3A07D	3A07D	3A07D	3A07D	3A07D	3A07D	3A07D
08150	3A07E	3A07E	3A07E	3A07E	3A07E	3A07E	3A07E	3A07E	3A07E	3A07E	3A07E	3A07E	3A07E	3A07E	3A07E	3A07E	3A07E	3A07E	3A07E
08160	3A08A	3A08A	3A08A	3A08A	3A08A	3A08A	3A08A	3A08A	3A08A	3A08A	3A08A	3A08A	3A08A	3A08A	3A08A	3A08A	3A08A	3A08A	3A08A
08170	3A08B	3A08B	3A08B	3A08B	3A08B	3A08B	3A08B	3A08B	3A08B	3A08B	3A08B	3A08B	3A08B	3A08B	3A08B	3A08B	3A08B	3A08B	3A08B
08180	3A08C	3A08C	3A08C	3A08C	3A08C	3A08C	3A08C	3A08C	3A08C	3A08C	3A08C	3A08C	3A08C	3A08C	3A08C	3A08C	3A08C	3A08C	3A08C
08190	3A09A	3A09A	3A09A	3A09A	3A09A	3A09A	3A09A	3A09A	3A09A	3A09A	3A09A	3A09A	3A09A	3A09A	3A09A	3A09A	3A09A	3A09A	3A09A
08200	3A09B	3A09B	3A09B	3A09B	3A09B	3A09B	3A09B	3A09B	3A09B	3A09B	3A09B	3A09B	3A09B	3A09B	3A09B	3A09B	3A09B	3A09B	3A09B
08210	3A09C	3A09C	3A09C	3A09C	3A09C	3A09C	3A09C	3A09C	3A09C	3A09C	3A09C	3A09C	3A09C	3A09C	3A09C	3A09C	3A09C	3A09C	3A09C
08220	3A10A	3A10A	3A10A	3A10A	3A10A	3A10A	3A10A	3A10A	3A10A	3A10A	3A10A	3A10A	3A10A	3A10A	3A10A	3A10A	3A10A	3A10A	3A10A
08230	3A10B	3A10B	3A10B	3A10B	3A10B	3A10B	3A10B	3A10B	3A10B	3A10B	3A10B	3A10B	3A10B	3A10B	3A10B	3A10B	3A10B	3A10B	3A10B
08240	3A10C	3A10C	3A10C	3A10C	3A10C	3A10C	3A10C	3A10C	3A10C	3A10C	3A10C	3A10C	3A10C	3A10C	3A10C	3A10C	3A10C	3A10C	3A10C

## N02: RACE RELATIONS. Attitudes toward discrimination

01520	1A07L	1A07L	1A07L	1A07L	1A07L	1A07L	1A07L	1A07L	1A07L	1A07L	1A07L	1A07L	1A07L	1A07L	1A07L	1A07L	1A07L	1A07L	1A07L
10380	4A13C	4A13C	4A13C	4A13C	4A13C	4A13C	4A13C	4A13C	4A13C	4A13C	4A13C	4A13C	4A13C	4A13C	4A13C	4A13C	4A13C	4A13C	4A13C
11190	4E04	4E04	4E04	4E04	4E04	4E04	4E04	4E04	4E04	4E04	4E04	4E04	4E04	4E04	4E04	4E04	4E04	4E04	4E04
11350	4E06M	4E06M	4E06M	4E06M	4E06M	4E06M	4E06M	4E06M	4E06M	4E06M	4E06M	4E06M	4E06M	4E06M	4E06M	4E06M	4E06M	4E06M	4E06M
11710	5A03F	5A03F	5A03F	5A03F	5A03F	5A03F	5A03F	5A03F	5A03F	5A03F	5A03F	5A03F	5A03F	5A03F	5A03F	5A03F	5A03F	5A03F	5A03F
11950	5A08	5A08	5A08	5A08	5A08	5A08	5A08	5A08	5A08	5A08	5A08	5A08	5A08	5A08	5A08	5A08	5A08	5A08	5A08
12100	5A18D	5A18D	5A18D	5A18D	5A18D	5A18D	5A18D	5A18D	5A18D	5A18D	5A18D	5A18D	5A18D	5A18D	5A18D	5A18D	5A18D	5A18D	5A18D
12220	5A20C	5A20C	5A20C	5A20C	5A20C	5A20C	5A20C	5A20C	5A20C	5A20C	5A20C	5A20C	5A20C	5A20C	5A20C	5A20C	5A20C	5A20C	5A20C

## N03: RACE RELATIONS. Actual interracial contacts

08250	3A11	3A11	3A11	3A11	3A11	3A11	3A11	3A11	3A11	3A11	3A11	3A11	3A11	3A11	3A11	3A11	3A11	3A11	3A11
08260	3A12	3A12	3A12	3A12	3A12	3A12	3A12	3A12	3A12	3A12	3A12	3A12	3A12	3A12	3A12	3A12	3A12	3A12	3A12
08270	3A13	3A13	3A13	3A13	3A13	3A13	3A13	3A13	3A13	3A13	3A13	3A13	3A13	3A13	3A13	3A13	3A13	3A13	3A13
08280	3A14	3A14	3A14	3A14	3A14	3A14	3A14	3A14	3A14	3A14	3A14	3A14	3A14	3A14	3A14	3A14	3A14	3A14	3A14
08290	3A15	3A15	3A15	3A15	3A15	3A15	3A15	3A15	3A15	3A15	3A15	3A15	3A15	3A15	3A15	3A15	3A15	3A15	3A15
08300	3A16	3A16	3A16	3A16	3A16	3A16	3A16	3A16	3A16	3A16	3A16	3A16	3A16	3A16	3A16	3A16	3A16	3A16	3A16
08310	3A17	3A17	3A17	3A17	3A17	3A17	3A17	3A17	3A17	3A17	3A17	3A17	3A17	3A17	3A17	3A17	3A17	3A17	3A17
11890	5A07A	5A07A	5A07A	5A07A	5A07A	5A07A	5A07A	5A07A	5A07A	5A07A	5A07A	5A07A	5A07A	5A07A	5A07A	5A07A	5A07A	5A07A	5A07A
11900	5A07B	5A07B	5A07B	5A07B	5A07B	5A07B	5A07B	5A07B	5A07B	5A07B	5A07B	5A07B	5A07B	5A07B	5A07B	5A07B	5A07B	5A07B	5A07B
11910	5A07C	5A07C	5A07C	5A07C	5A07C	5A07C	5A07C	5A07C	5A07C	5A07C	5A07C	5A07C	5A07C	5A07C	5A07C	5A07C	5A07C	5A07C	5A07C
11920	5A07D	5A07D	5A07D	5A07D	5A07D	5A07D	5A07D	5A07D	5A07D	5A07D	5A07D	5A07D	5A07D	5A07D	5A07D	5A07D	5A07D	5A07D	5A07D
11930	5A07E	5A07E	5A07E	5A07E	5A07E	5A07E	5A07E	5A07E	5A07E	5A07E	5A07E	5A07E	5A07E	5A07E	5A07E	5A07E	5A07E	5A07E	5A07E
11940	5A07F	5A07F	5A07F	5A07F	5A07F	5A07F	5A07F	5A07F	5A07F	5A07F	5A07F	5A07F	5A07F	5A07F	5A07F	5A07F	5A07F	5A07F	5A07F

## O01: CONCERN FOR OTHERS. Attitudes regarding social service, charitable activism

01470	1A07G	1A07G	1A07G	1A07G	1A07G	1A07G	1A07G	1A07G	1A07G	1A07G	1A07G	1A07G	1A07G	1A07G	1A07G	1A07G	1A07G	1A07G	1A07G
01520	1A07L	1A07L	1A07L	1A07L	1A07L	1A07L	1A07L	1A07L	1A07L	1A07L	1A07L	1A07L	1A07L	1A07L	1A07L	1A07L	1A07L	1A07L	1A07L
10130	4A08E	4A08E	4A08E	4A08E	4A08E	4A08E	4A08E	4A08E	4A08E	4A08E	4A08E	4A08E	4A08E	4A08E	4A08E	4A08E	4A08E	4A08E	4A08E
10190	4A08K	4A08K	4A08K	4A08K	4A08K	4A08K	4A08K	4A08K	4A08K	4A08K	4A08K	4A08K	4A08K	4A08K	4A08K	4A08K	4A08K	4A08K	4A08K
11860	5A05G	5A05G	5A05G	5A05G	5A05G	5A05G	5A05G	5A05G	5A05G	5A05G	5A05G	5A05G	5A05G	5A05G	5A05G	5A05G	5A05G	5A05G	5A05G

## O02: CONCERN FOR OTHERS. Involvement in community, altruistic activities

05860	2A02E	2A02E	2A02E	2A02E	2A02E	2A02E	2A02E	2A02E	2A02E	2A02E	2A02E	2A02E	2A02E	2A02E	2A02E	2A02E	2A02E	2A02E	2A02E
05860	6A02E	6A02E	6A02E	6A02E	6A02E	6A02E	6A02E	6A02E	6A02E	6A02E	6A02E	6A02E	6A02E	6A02E	6A02E	6A02E	6A02E	6A02E	6A02E
12200	5A20A	5A20A	5A20A	5A20A	5A20A	5A20A	5A20A	5A20A	5A20A	5A20A	5A20A	5A20A	5A20A	5A20A	5A20A	5A20A	5A20A	5A20A	5A20A
12210	5A20B	5A20B	5A20B	5A20B	5A20B	5A20B	5A20B	5A20B	5A20B	5A20B	5A20B	5A20B	5A20B	5A20B	5A20B	5A20B	5A20B	5A20B	5A20B
12220	5A20C	5A20C	5A20C	5A20C	5A20C	5A20C	5A20C	5A20C	5A20C	5A20C	5A20C	5A20C	5A20C	5A20C	5A20C	5A20C	5A20C	5A20C	5A20C
12230	5A20D	5A20D	5A20D	5A20D	5A20D	5A20D	5A20D	5A20D	5A20D	5A20D	5A20D	5A20D	5A20D	5A20D	5A20D	5A20D	5A20D	5A20D	5A20D
12240	5A20E	5A20E	5A20E	5A20E	5A20E	5A20E	5A20E	5A20E	5A20E	5A20E	5A20E	5A20E	5A20E	5A20E	5A20E	5A20E	5A20E	5A20E	5A20E
12250	5A20F	5A20F	5A20F	5A20F	5A20F	5A20F	5A20F	5A20F	5A20F	5A20F	5A20F	5A20F	5A20F	5A20F	5A20F	5A20F	5A20F	5A20F	5A20F
12260	5A20G	5A20G	5A20G	5A20G	5A20G	5A20G	5A20G	5A20G	5A20G	5A20G	5A20G	5A20G	5A20G	5A20G	5A20G	5A20G	5A20G	5A20G	5A20G
12270	5A20H	5A20H	5A20H	5A20H	5A20H	5A20H	5A20H	5A20H	5A20H	5A20H	5A20H	5A20H	5A20H	5A20H	5A20H	5A20H	5A20H	5A20H	5A20H
12280	5A20I	5A20I	5A20I	5A20I	5A20I	5A20I	5A20I	5A20I	5A20I	5A20I	5A20I	5A20I	5A20I	5A20I	5A20I	5A20I	5A20I	5A20I	5A20I

## O03: CONCERN FOR OTHERS. Concern with the problems of others

05990	2A03A	2A03A	2A03A	2A03A	2A03A	2A03A	2A03A	2A03A	2A03A	2A03A	2A03A	2A03A	2A03A	2A03A	2A03A	2A03A	2A03A	2A03A	2A03A
08040	3A04E	3A04E	3A04E	3A04E	3A04E	3A04E	3A04E	3A04E	3A04E	3A04E	3A04E	3A04E	3A04E	3A04E	3A04E	3A04E	3A04E	3A04E	3A04E
09840																			
12070	5A18A	5A18A	5A18A	5A18A	5A18A	5A18A	5A18A	5A18A	5A18A	5A18A	5A18A	5A18A	5A18A	5A18A	5A18A	5A18A	5A18A	5A18A	5A18A
12080	5A18B	5A18B	5A18B	5A18B	5A18B	5A18B	5A18B	5A18B	5A18B	5A18B	5A18B	5A18B	5A18B	5A18B	5A18B	5A18B	5A18B	5A18B	5A18B
12090	5A18C	5A18C	5A18C	5A18C	5A18C	5A18C	5A18C	5A18C	5A18C	5A18C	5A18C	5A18C	5A18C	5A18C	5A18C	5A18C	5A18C	5A18C	5A18C
12100	5A18D	5A18D	5A18D	5A18D	5A18D	5A18D	5A18D	5A18D	5A18D	5A18D	5A18D	5A18D	5A18D	5A18D	5A18D	5A18D	5A18D	5A18D	5A18D
12110	5A18E	5A18E	5A18E	5A18E	5A18E	5A18E	5A18E	5A18E	5A18E	5A18E	5A18E	5A18E	5A18E	5A18E	5A18E	5A18E	5A18E	5A18E	5A18E
12120	5A18F	5A18F	5A18F	5A18F	5A18F	5A18F	5A18F	5A18F	5A18F	5A18F	5A18F	5A18F	5A18F	5A18F	5A18F	5A18F	5A18F	5A18F	5A18F
12130	5A18G	5A18G	5A18G	5A18G	5A18G	5A18G	5A18G	5A18G	5A18G	5A18G	5A18G	5A18G	5A18G	5A18G	5A18G	5A18G	5A18G	5A18G	5A18G
12140	5A18H	5A18H	5A18H	5A18H	5A18H	5A18H	5A18H	5A18H	5A18H	5A18H	5A18H	5A18H	5A18H	5A18H	5A18H	5A18H	5A18H	5A18H	5A18H
16430																			
16440																			
19470																			
19480																			
19490																			
19500																			



[illegible]

**P01: HAPPINESS.** Happiness; satisfaction with life and self (continued)

[illegible]

**P02: HAPPINESS.** Satisfaction with specific life domains

[illegible]

**Q01: OTHER PERSONALITY VARIABLES.** Attitudes about self, self-esteem

[illegible]

**Q02: OTHER PERSONALITY VARIABLES.** Locus of control

[illegible]



[illegible]

**P01: HAPPINESS.** Happiness: satisfaction with life and self (continued)

[illegible]

**P02: HAPPINESS.** Satisfaction with specific life domains

[illegible]

**Q01: OTHER PERSONALITY VARIABLES:** Attitudes about self, self-esteem

[illegible]

**Q02: OTHER PERSONALITY VARIABLES.** Locus of control

[illegible]

\*=item text changed from previous year



Item Ref. No.	Page Loc. in Vol.	ITEM DESCRIPTION (ABBREVIATED)	QUESTIONNAIRE LOCATION														
			BY YEAR														
			(FORM, SECTION, AND QUESTION NUMBER)														
			1976	1977	1978	1979	1980	1981	1982	1983	1984	1985	1986	1987	1988	1989	1990

**Q02: OTHER PERSONALITY VARIABLES. Locus of control** (continued)

12740	210	PLANS->BTR RSLTS		5D01T	5D01T	5D01T	5D01T	5D01T	5D01T	5D01T	5D01T	5D01T	5D01T	5D01T	5D01T	5D01T	5D01T
-------	-----	------------------	--	-------	-------	-------	-------	-------	-------	-------	-------	-------	-------	-------	-------	-------	-------

**Q03: OTHER PERSONALITY VARIABLES. Loneliness**

12650	209	OFTN FEEL LONELY		5D01K	5D01K	5D01K	5D01K	5D01K	5D01K	5D01K	5D01K	5D01K	5D01K	5D01K	5D01K	5D01K	5D01K
12670	209	ALWYS SM1 HELP R		5D01M	5D01M	5D01M	5D01M	5D01M	5D01M	5D01M	5D01M	5D01M	5D01M	5D01M	5D01M	5D01M	5D01M
12690	209	OFTN FL LEFT OUT		5D01O	5D01O	5D01O	5D01O	5D01O	5D01O	5D01O	5D01O	5D01O	5D01O	5D01O	5D01O	5D01O	5D01O
12710	210	USLY SM1 TALK TO		5D01Q	5D01Q	5D01Q	5D01Q	5D01Q	5D01Q	5D01Q	5D01Q	5D01Q	5D01Q	5D01Q	5D01Q	5D01Q	5D01Q
12730	210	OFT WSH MOR FRND		5D01S	5D01S	5D01S	5D01S	5D01S	5D01S	5D01S	5D01S	5D01S	5D01S	5D01S	5D01S	5D01S	5D01S
12760	210	USLY FRDS BE WTH		5D01V	5D01V	5D01V	5D01V	5D01V	5D01V	5D01V	5D01V	5D01V	5D01V	5D01V	5D01V	5D01V	5D01V

**Q04: OTHER PERSONALITY VARIABLES. Risk taking**

07050	122	KICK DO DANGR TH	2D05E	2D05E	2D05E	2D05E	2D05E	2D05E	2D05E	2D05E	2D05E	2D05E	2D05E	2D05E	2D05E	2D05E	2D04E
07050	242	KICK DO DANGR TH															6D01G
07060	122	LIKE RISK SOME X	2D05F	2D05F	2D05F	2D05F	2D05F	2D05F	2D05F	2D05F	2D05F	2D05F	2D05F	2D05F	2D05F	2D05F	2D04F
07060	243	LIKE RISK SOME X															6D01K
31080	243	LIK XPLOR STRANG															
31090	243	LIK DO FRIGHT TG															
31100	243	LIK EVN BRK RULE															
31110	244	PRF FRND EXCITNG															

**Q05: OTHER PERSONALITY VARIABLES. Trust in others**

01550	51	PPL CAN B TRSTD	1A008	1A008	1A008	1A008	1A008	1A008	1A008	1A008	1A008	1A008	1A008	1A008	1A008	1A008	1A008
01560	51	PPL TRY B HLPFL	1A009	1A009	1A009	1A009	1A009	1A009	1A009	1A009	1A009	1A009	1A009	1A009	1A009	1A009	1A009
01570	51	PPL TRY BE FAIR	1A010	1A010*	1A010	1A010	1A010	1A010	1A010	1A010	1A010	1A010	1A010	1A010	1A010	1A010	1A010

**Q07: OTHER PERSONALITY VARIABLES. Importance placed on various life goals**

01410	49	IMP B SUCCSS WK	1A07A	1A07A	1A07A	1A07A	1A07A	1A07A	1A07A	1A07A	1A07A	1A07A	1A07A	1A07A	1A07A	1A07A	1A07A
01420	50	IMP GD MRRG&FAM	1A07B	1A07B	1A07B	1A07B	1A07B	1A07B	1A07B	1A07B	1A07B	1A07B	1A07B	1A07B	1A07B	1A07B	1A07B
01430	50	IMP LOTS OF \$	1A07C	1A07C	1A07C	1A07C	1A07C	1A07C	1A07C	1A07C	1A07C	1A07C	1A07C	1A07C	1A07C	1A07C	1A07C
01440	50	IMP TM RCRN&HBY	1A07D	1A07D	1A07D	1A07D	1A07D	1A07D	1A07D	1A07D	1A07D	1A07D	1A07D	1A07D	1A07D	1A07D	1A07D
01450	50	IMP STRG FRDSSH	1A07E	1A07E	1A07E	1A07E	1A07E	1A07E	1A07E	1A07E	1A07E	1A07E	1A07E	1A07E	1A07E	1A07E	1A07E
01460	50	IMP STEADY WORK	1A07F	1A07F	1A07F	1A07F	1A07F	1A07F	1A07F	1A07F	1A07F	1A07F	1A07F	1A07F	1A07F	1A07F	1A07F
01470	50	IMP CNTRBTN SOC	1A07G	1A07G	1A07G	1A07G	1A07G	1A07G	1A07G	1A07G	1A07G	1A07G	1A07G	1A07G	1A07G	1A07G	1A07G
01480	50	IMP LDR COMUNT	1A07H	1A07H	1A07H	1A07H	1A07H	1A07H	1A07H	1A07H	1A07H	1A07H	1A07H	1A07H	1A07H	1A07H	1A07H
01490	50	IMP CHLD BTR OP	1A07I	1A07I	1A07I	1A07I	1A07I	1A07I	1A07I	1A07I	1A07I	1A07I	1A07I	1A07I	1A07I	1A07I	1A07I
01500	51	IMP LIV CLS PRN	1A07J	1A07J	1A07J	1A07J	1A07J	1A07J	1A07J	1A07J	1A07J	1A07J	1A07J	1A07J	1A07J	1A07J	1A07J
01510	51	IMP GT AWY AREA	1A07K	1A07K	1A07K	1A07K	1A07K	1A07K	1A07K	1A07K	1A07K	1A07K	1A07K	1A07K	1A07K	1A07K	1A07K
01520	51	IMP CRRCT INEQL	1A07L	1A07L	1A07L	1A07L	1A07L	1A07L	1A07L	1A07L	1A07L	1A07L	1A07L	1A07L	1A07L	1A07L	1A07L
01530	51	IMP NEW XPRNCE	1A07M	1A07M	1A07M	1A07M	1A07M	1A07M	1A07M	1A07M	1A07M	1A07M	1A07M	1A07M	1A07M	1A07M	1A07M
01540	51	IMP FND PRPS LF	1A07N	1A07N	1A07N	1A07N	1A07N	1A07N	1A07N	1A07N	1A07N	1A07N	1A07N	1A07N	1A07N	1A07N	1A07N
10450	174	JOB OBSTC -WK HD	4A13J	4A13J	4A13J	4A13J	4A13J	4A13J	4A13J	4A13J	4A13J	4A13J	4A13J	4A13J	4A13J	4A13J	4A13J

**Q08: OTHER PERSONALITY VARIABLES. Social, political, cultural orientation**

06330	112	INTEREST IN GOVT	2A11	2A11	2A11	2A11	2A11	2A11	2A11	2A11	2A11	2A11	2A11	2A11	2A11	2A11	2A11
06330		INTEREST IN GOVT	3E01	3E01	3E01	3E01	3E01	3E01	3E01	3E01	3E01	3E01	3E01	3E01	3E01	3E01	3E01
06330	176	INTEREST IN GOVT	4A18	4A18	4A18	4A18	4A18	4A18	4A18	4A18	4A18	4A18	4A18	4A18	4A18	4A18	4A18
06330	200	INTEREST IN GOVT	5A19	5A19	5A19	5A19	5A19	5A19	5A19	5A19	5A19	5A19	5A19	5A19	5A19	5A19	5A19
06880		THK ABT SOC ISSU	2D03	2D03	2D03	2D03	2D03	2D03	2D03	2D03	2D03	2D03	2D03	2D03	2D03	2D03	2D03
06880	137	THK ABT SOC ISSU	3A02	3A02	3A02	3A02	3A02	3A02	3A02	3A02	3A02	3A02	3A02	3A02	3A02	3A02	3A02
06880	166	THK ABT SOC ISSU	4A05	4A05	4A05	4A05	4A05	4A05	4A05	4A05	4A05	4A05	4A05	4A05	4A05	4A05	4A05
06880	192	THK ABT SOC ISSU	5A02	5A02	5A02	5A02	5A02	5A02	5A02	5A02	5A02	5A02	5A02	5A02	5A02	5A02	5A02
07010	121	2MCH COMPTN SCTY	2D05A	2D05A	2D05A	2D05A	2D05A	2D05A	2D05A	2D05A	2D05A	2D05A	2D05A	2D05A	2D05A	2D05A	2D04A
07020	122	2MANY YNG SLOPPY	2D05B	2D05B	2D05B	2D05B	2D05B	2D05B	2D05B	2D05B	2D05B	2D05B	2D05B	2D05B	2D05B	2D05B	2D04B
07030	122	2MUCH HARD ROCK	2D05C	2D05C	2D05C	2D05C	2D05C	2D05C	2D05C	2D05C	2D05C	2D05C	2D05C	2D05C	2D05C	2D05C	2D04C
07040	122	SHD DO OWN THING	2D05D	2D05D	2D05D	2D05D	2D05D	2D05D	2D05D	2D05D	2D05D	2D05D	2D05D	2D05D	2D05D	2D05D	2D04D
07040	241	SHD DO OWN THING															6D01C
07630	95	R LIKES SCHOOL	1D001	1D001	1D001	1D001	1D001	1D001	1D001	1D001	1D001	1D001	1D001	1D001	1D001	1D001	1D001
07630	132	R LIKES SCHOOL	2E02	2E06	2E06	2E08	2E09	2E09	2E12	2E12	2E12	2E12	2E12	2E12	2E12	2E12	2E12
07630		R LIKES SCHOOL	3E08	3E07	3E07	3E07	3E07	3E07	3E07								
07630		R LIKES SCHOOL	4E10														
07630		R LIKES SCHOOL	5E04	5E05	5E05	5E05	5E05	5E05	5E05	5E05	5E05	5E05	5E05	5E05	5E05	5E05	5E05
10460	174	JOB OBSTC -CONFM	4A13K	4A13K	4A13K	4A13K	4A13K	4A13K	4A13K	4A13K	4A13K	4A13K	4A13K	4A13K	4A13K	4A13K	4A13K
17570		PPL SHD CONFORM															
17580		PPL SHD LV HRMNY															
17590		PPL SHD B FRANK															
17600		PPL SHD THK FREE															
17610		PPL SHD B INDPNT															

**Q09: OTHER PERSONALITY VARIABLES. Hostility**

19530		3MO/DLY ARG PRNT					2E08A	2E08A	2E07A	2E07A	2E07A	2E07A					
19540		3MO/DLY ARG AUTH					2E08B	2E08B	2E07B	2E07B	2E07B	2E07B					
19550		3MO/DLY MAD					2E08C	2E08C	2E07C	2E07C	2E07C	2E07C					
19560		3MO/DLY MAD,SM5H					2E08D	2E08D	2E07D	2E07D	2E07D	2E07D					
19570		3MO/DLY WANT FGT					2E08E	2E08E	2E07E	2E07E	2E07E	2E07E					
19580		3MO/DLY DID FGHT					2E08F	2E08F	2E07F	2E07F	2E07F	2E07F					

**Q10: OTHER PERSONALITY VARIABLES. Boredom**

01890	60	ALC BOREDOM	1B09H	1B09H	1B09H	1B09H	1B09H	1B09H	1B09H	1B09H	1B09H	1B09H	1B09H	1B09H	1B09H	1B09H	1B09H
02280	65	MJ BOREDOM	1B22H	1B22H	1B22H	1B22H	1B22H	1B22H	1B22H	1B22H	1B22H	1B22H	1B22H	1B22H	1B22H	1B22H	1B22H
02590	69	LSB BOREDOM	1B32H	1B32H	1B32H	1B32H	1B32H	1B32H	1B32H	1B32H	1B32H	1B32H	1B32H	1B32H	1B32H	1B32H	1B32H
03010	75	AMPH BOREDOM	1B46H	1B46H	1B46H	1B46H	1B46H	1B46H	1B46H	1B46H	1B46H	1B46H	1B46H	1B46H	1B46H	1B46H	1B46H
03520		BARB BOREDOM	1B60H	1B60H	1B60H	1B60H	1B60H	1B60H	1B60H	1B60H	1B60H	1B60H	1B60H	1B60H	1B60H	1B60H	1B60H
03980	81	TRNQ BOREDOM	1B70H	1B70H	1B70H	1B70H	1B70H	1B70H	1B70H	1B70H	1B70H	1B70H	1B70H	1B70H	1B70H	1B70H	1B70H
04440	86	COKE BOREDOM	1B79H	1B79H	1B79H	1B79H	1B79H	1B79H	1B79H	1B79H	1B79H	1B79H	1B79H	1B79H	1B79H	1B79H	1B79H







\*=item text changed from previous year



## 343

[illegible]

**Q10: OTHER PERSONALITY VARIABLES. Boredom (continued)**

04870 05300 32000	1B91H	1B91H	1B91H	1B91H	1B91H	1B91H	1B91H	1B91H	1B91H	1B91H	1B91H	1B91H	1B91H	1B91H	1B91H	1B91H	1B92H	1B92H 6D10T	1B93H 6D10T	1B93H 6D10T	1B93H 6D10T
-------------------------	-------	-------	-------	-------	-------	-------	-------	-------	-------	-------	-------	-------	-------	-------	-------	-------	-------	----------------	----------------	----------------	----------------

**R01: BACKGROUND.** Age, sex, race, and marital status

[illegible]

\*=item text changed from previous year



Item Ref. No.	Page Loc. in Vol.	ITEM DESCRIPTION (ABBREVIATED)	QUESTIONNAIRE LOCATION BY YEAR (FORM, SECTION, AND QUESTION NUMBER)														
			1976	1977	1978	1979	1980	1981	1982	1983	1984	1985	1986	1987	1988	1989	1990
R02: BACKGROUND. Family characteristics																	
00075	22	# OLDER BR/SIS									1C07A	1C07A	1C07A	1C07A	1C07A	1C07A	1C07A
00075	22	# OLDER BR/SIS									2C07A	2C07A	2C07A	2C07A	2C07A	2C07A	2C07A
00075	22	# OLDER BR/SIS									3C07A	3C07A	3C07A	3C07A	3C07A	3C07A	3C07A
00075	22	# OLDER BR/SIS									4C07A	4C07A	4C07A	4C07A	4C07A	4C07A	4C07A
00075	22	# OLDER BR/SIS									5C07A	5C07A	5C07A	5C07A	5C07A	5C07A	5C07A
00075	22	# OLDER BR/SIS														6C07A	6C07A
00076	22	# YOUNGER BR/SIS									1C07B	1C07B	1C07B	1C07B	1C07B	1C07B	1C07B
00076	22	# YOUNGER BR/SIS									2C7B	2C7B	2C7B	2C7B	2C7B	2C7B	2C7B
00076	22	# YOUNGER BR/SIS									3C7B	3C7B	3C7B	3C7B	3C7B	3C7B	3C7B
00076	22	# YOUNGER BR/SIS									4C7B	4C7B	4C7B	4C7B	4C7B	4C7B	4C7B
00076	22	# YOUNGER BR/SIS									5C7B	5C7B	5C7B	5C7B	5C7B	5C7B	5C7B
00076	22	# YOUNGER BR/SIS														6C07B	6C07B
00310	22	FATHR EDUC LEVE	1C08	1C08	1C08	1C08	1C08	1C08	1C08	1C08	1C08	1C08	1C08	1C08	1C08	1C08	1C08
00310	22	FATHR EDUC LEVEL	2C08	2C08	2C08	2C08	2C08	2C08	2C08	2C08	2C08	2C08	2C08	2C08	2C08	2C08	2C08
00310	22	FATHR EDUC LEVEL	3C08	3C08	3C08	3C08	3C08	3C08	3C08	3C08	3C08	3C08	3C08	3C08	3C08	3C08	3C08
00310	22	FATHR EDUC LEVEL	4C08	4C08	4C08	4C08	4C08	4C08	4C08	4C08	4C08	4C08	4C08	4C08	4C08	4C08	4C08
00310	22	FATHR EDUC LEVEL	5C08	5C08	5C08	5C08	5C08	5C08	5C08	5C08	5C08	5C08	5C08	5C08	5C08	5C08	5C08
00310	22	FATHR EDUC LEVEL														6C08	6C08
00320	22	MOTHR EDUC LEVE	1C09	1C09	1C09	1C09	1C09	1C09	1C09	1C09	1C09	1C09	1C09	1C09	1C09	1C09	1C09
00320	22	MOTHR EDUC LEVEL	2C09	2C09	2C09	2C09	2C09	2C09	2C09	2C09	2C09	2C09	2C09	2C09	2C09	2C09	2C09
00320	22	MOTHR EDUC LEVEL	3C09	3C09	3C09	3C09	3C09	3C09	3C09	3C09	3C09	3C09	3C09	3C09	3C09	3C09	3C09
00320	22	MOTHR EDUC LEVEL	4C09	4C09	4C09	4C09	4C09	4C09	4C09	4C09	4C09	4C09	4C09	4C09	4C09	4C09	4C09
00320	22	MOTHR EDUC LEVEL	5C09	5C09	5C09	5C09	5C09	5C09	5C09	5C09	5C09	5C09	5C09	5C09	5C09	5C09	5C09
00320	22	MOTHR EDUC LEVEL														6C09	6C09
00330	23	MOTH PD JB R YN	1C10	1C10	1C10	1C10	1C10	1C10	1C10	1C10	1C10	1C10	1C10	1C10	1C10	1C10	1C10
00330	23	MOTH PD JB R YNG	2C10	2C10	2C10	2C10	2C10	2C10	2C10	2C10	2C10	2C10	2C10	2C10	2C10	2C10	2C10
00330	23	MOTH PD JB R YNG	3C10	3C10	3C10	3C10	3C10	3C10	3C10	3C10	3C10	3C10	3C10	3C10	3C10	3C10	3C10
00330	23	MOTH PD JB R YNG	4C10	4C10	4C10	4C10	4C10	4C10	4C10	4C10	4C10	4C10	4C10	4C10	4C10	4C10	4C10
00330	23	MOTH PD JB R YNG	5C10	5C10	5C10	5C10	5C10	5C10	5C10	5C10	5C10	5C10	5C10	5C10	5C10	5C10	5C10
00330	23	MOTH PD JB R YNG														6C10	6C10
R03: BACKGROUND. Living arrangements and household characteristics																	
00050	21	R SPD >TIM R-UR	1C05	1C05	1C05	1C05	1C05	1C05	1C05	1C05	1C05	1C05	1C05	1C05	1C05	1C05	1C05
00050	21	R SPD >TIM R-URB	2C05	2C05	2C05	2C05	2C05	2C05	2C05	2C05	2C05	2C05	2C05	2C05	2C05	2C05	2C05
00050	21	R SPD >TIM R-URB	3C05	3C05	3C05	3C05	3C05	3C05	3C05	3C05	3C05	3C05	3C05	3C05	3C05	3C05	3C05
00050	21	R SPD >TIM R-URB	4C05	4C05	4C05	4C05	4C05	4C05	4C05	4C05	4C05	4C05	4C05	4C05	4C05	4C05	4C05
00050	21	R SPD >TIM R-URB	5C05	5C05	5C05	5C05	5C05	5C05	5C05	5C05	5C05	5C05	5C05	5C05	5C05	5C05	5C05
00050	21	R SPD >TIM R-URB														6C05	6C05
00080	22	R'S HSHLD ALONE	1C07A	1C07A	1C07A	1C07A	1C07A	1C07A	1C07A	1C07A	1C07Ca	1C07Ca	1C07Ca	1C07Ca	1C07Ca	1C07Ca	1C07Ca
00080	22	R'S HSHLD ALONE	2C07A	2C07A	2C07A	2C07A	2C07A	2C07A	2C07A	2C07A	2C07Ca	2C07Ca	2C07Ca	2C07Ca	2C07Ca	2C07Ca	2C07Ca
00080	22	R'S HSHLD ALONE	3C07A	3C07A	3C07A	3C07A	3C07A	3C07A	3C07A	3C07A	3C07Ca	3C07Ca	3C07Ca	3C07Ca	3C07Ca	3C07Ca	3C07Ca
00080	22	R'S HSHLD ALONE	4C07A	4C07A	4C07A	4C07A	4C07A	4C07A	4C07A	4C07A	4C07Ca	4C07Ca	4C07Ca	4C07Ca	4C07Ca	4C07Ca	4C07Ca
00080	22	R'S HSHLD ALONE	5C07A	5C07A	5C07A	5C07A	5C07A	5C07A	5C07A	5C07A	5C07Ca	5C07Ca	5C07Ca	5C07Ca	5C07Ca	5C07Ca	5C07Ca
00080	22	R'S HSHLD ALONE														6C07Ca	6C07Ca
00090	22	R'S HSHLD FATHE	1C07B	1C07B	1C07B	1C07B	1C07B	1C07B	1C07B	1C07B	1C07Cb	1C07Cb	1C07Cb	1C07Cb	1C07Cb	1C07Cb	1C07Cb
00090	22	R'S HSHLD FATHER	2C07B	2C07B	2C07B	2C07B	2C07B	2C07B	2C07B	2C07B	2C07Cb	2C07Cb	2C07Cb	2C07Cb	2C07Cb	2C07Cb	2C07Cb
00090	22	R'S HSHLD FATHER	3C07B	3C07B	3C07B	3C07B	3C07B	3C07B	3C07B	3C07B	3C07Cb	3C07Cb	3C07Cb	3C07Cb	3C07Cb	3C07Cb	3C07Cb
00090	22	R'S HSHLD FATHER	4C07B	4C07B	4C07B	4C07B	4C07B	4C07B	4C07B	4C07B	4C07Cb	4C07Cb	4C07Cb	4C07Cb	4C07Cb	4C07Cb	4C07Cb
00090	22	R'S HSHLD FATHER	5C07B	5C07B	5C07B	5C07B	5C07B	5C07B	5C07B	5C07B	5C07Cb	5C07Cb	5C07Cb	5C07Cb	5C07Cb	5C07Cb	5C07Cb
00090	22	R'S HSHLD FATHER														6C07Cb	6C07Cb
00100	22	R'S HSHLD MOTHE	1C07C	1C07C	1C07C	1C07C	1C07C	1C07C	1C07C	1C07C	1C07Cc	1C07Cc	1C07Cc	1C07Cc	1C07Cc	1C07Cc	1C07Cc
00100	22	R'S HSHLD MOTHER	2C07C	2C07C	2C07C	2C07C	2C07C	2C07C	2C07C	2C07C	2C07Cc	2C07Cc	2C07Cc	2C07Cc	2C07Cc	2C07Cc	2C07Cc
00100	22	R'S HSHLD MOTHER	3C07C	3C07C	3C07C	3C07C	3C07C	3C07C	3C07C	3C07C	3C07Cc	3C07Cc	3C07Cc	3C07Cc	3C07Cc	3C07Cc	3C07Cc
00100	22	R'S HSHLD MOTHER	4C07C	4C07C	4C07C	4C07C	4C07C	4C07C	4C07C	4C07C	4C07Cc	4C07Cc	4C07Cc	4C07Cc	4C07Cc	4C07Cc	4C07Cc
00100	22	R'S HSHLD MOTHER	5C07C	5C07C	5C07C	5C07C	5C07C	5C07C	5C07C	5C07C	5C07Cc	5C07Cc	5C07Cc	5C07Cc	5C07Cc	5C07Cc	5C07Cc
00100	22	R'S HSHLD MOTHER														6C07Cc	6C07Cc
00110	22	R'S HSHLD BR/SR	1C07D	1C07D	1C07D	1C07D	1C07D	1C07D	1C07D	1C07D	1C07Cd	1C07Cd	1C07Cd	1C07Cd	1C07Cd	1C07Cd	1C07Cd
00110	22	R'S HSHLD BR/SR	2C07D	2C07D	2C07D	2C07D	2C07D	2C07D	2C07D	2C07D	2C07Cd	2C07Cd	2C07Cd	2C07Cd	2C07Cd	2C07Cd	2C07Cd
00110	22	R'S HSHLD BR/SR	3C07D	3C07D	3C07D	3C07D	3C07D	3C07D	3C07D	3C07D	3C07Cd	3C07Cd	3C07Cd	3C07Cd	3C07Cd	3C07Cd	3C07Cd
00110	22	R'S HSHLD BR/SR	4C07D	4C07D	4C07D	4C07D	4C07D	4C07D	4C07D	4C07D	4C07Cd	4C07Cd	4C07Cd	4C07Cd	4C07Cd	4C07Cd	4C07Cd
00110	22	R'S HSHLD BR/SR	5C07D	5C07D	5C07D	5C07D	5C07D	5C07D	5C07D	5C07D	5C07Cd	5C07Cd	5C07Cd	5C07Cd	5C07Cd	5C07Cd	5C07Cd
00110	22	R'S HSHLD BR/SR														6C07Cd	6C07Cd
00120	22	R'S HSHLD GRPRN	1C07E	1C07E	1C07E	1C07E	1C07E	1C07E	1C07E	1C07E	1C07Ce	1C07Ce	1C07Ce	1C07Ce	1C07Ce	1C07Ce	1C07Ce
00120	22	R'S HSHLD GRPRNT	2C07E	2C07E	2C07E	2C07E	2C07E	2C07E	2C07E	2C07E	2C07Ce	2C07Ce	2C07Ce	2C07Ce	2C07Ce	2C07Ce	2C07Ce
00120	22	R'S HSHLD GRPRNT	3C07E	3C07E	3C07E												



## QUESTION INDEX 1976-2011

345

[illegible]

**R02: BACKGROUND.** Family characteristics

[illegible]

### R03: BACKGROUND. Living arrangements and household characteristics

[illegible]



00650	27	#X/12MO R TCKTD	1C28	1C28	1C28	1C28	1C28	1C28	1C28	1C28	1C28	1C28	1C28	1C28	1C28	1C28
00650	27	#X/12MO R TCKTD	2C28	2C28	2C28	2C28	2C28	2C28	2C28	2C28	2C28	2C28	2C28	2C28	2C28	2C28
00650	27	#X/12MO R TCKTD	3C28	3C28	3C28	3C28	3C28	3C28	3C28	3C28	3C28	3C28	3C28	3C28	3C28	3C28
00650	27	#X/12MO R TCKTD	4C28	4C28	4C28	4C28	4C28	4C28	4C28	4C28	4C28	4C28	4C28	4C28	4C28	4C28
00650	27	#X/12MO R TCKTD	5C28	5C28	5C28	5C28	5C28	5C28	5C28	5C28	5C28	5C28	5C28	5C28	5C28	5C28
00650	27	#X/12MO R TCKTD													6C28	6C28
00660	27	#TCKTS AFT DRNK	1C29A	1C29A	1C29A	1C29A	1C29A	1C29A	1C29A	1C29A	1C29A	1C29A	1C29A	1C29A	1C29A	1C29A
00660	27	#TCKTS AFT DRNK	2C29A	2C29A	2C29A	2C29A	2C29A	2C29A	2C29A	2C29A	2C29A	2C29A	2C29A	2C29A	2C29A	2C29A
00660	27	#TCKTS AFT DRNK	3C29A	3C29A	3C29A	3C29A	3C29A	3C29A	3C29A	3C29A	3C29A	3C29A	3C29A	3C29A	3C29A	3C29A
00660	27	#TCKTS AFT DRNK	4C29A	4C29A	4C29A	4C29A	4C29A	4C29A	4C29A	4C29A	4C29A	4C29A	4C29A	4C29A	4C29A	4C29A
00660	27	#TCKTS AFT DRNK	5C29A	5C29A	5C29A	5C29A	5C29A	5C29A	5C29A	5C29A	5C29A	5C29A	5C29A	5C29A	5C29A	5C29A
00660	27	#TCKTS AFT DRNK													6C29A	6C29A
00670	28	#TCKTS AFT MARJ	1C29B	1C29B	1C29B	1C29B	1C29B	1C29B	1C29B	1C29B	1C29B	1C29B	1C29B	1C29B	1C29B	1C29B
00670	28	#TCKTS AFT MARJ	2C29B	2C29B	2C29B	2C29B	2C29B	2C29B	2C29B	2C29B	2C29B	2C29B	2C29B	2C29B	2C29B	2C29B
00670	28	#TCKTS AFT MARJ	3C29B	3C29B	3C29B	3C29B	3C29B	3C29B	3C29B	3C29B	3C29B	3C29B	3C29B	3C29B	3C29B	3C29B
00670	28	#TCKTS AFT MARJ	4C29B	4C29B	4C29B	4C29B	4C29B	4C29B	4C29B	4C29B	4C29B	4C29B	4C29B	4C29B	4C29B	4C29B
00670	28	#TCKTS AFT MARJ	5C29B	5C29B	5C29B	5C29B	5C29B	5C29B	5C29B	5C29B	5C29B	5C29B	5C29B	5C29B	5C29B	5C29B
00670	28	#TCKTS AFT MARJ													6C29B	6C29B
00680	28	#TCKTS AFT OTDG	1C29C	1C29C	1C29C	1C29C	1C29C	1C29C	1C29C	1C29C	1C29C	1C29C	1C29C	1C29C	1C29C	1C29C
00680	28	#TCKTS AFT OTDG	2C29C	2C29C	2C29C	2C29C	2C29C	2C29C	2C29C	2C29C	2C29C	2C29C	2C29C	2C29C	2C29C	2C29C
00680	28	#TCKTS AFT OTDG	3C29C	3C29C	3C29C	3C29C	3C29C	3C29C	3C29C	3C29C	3C29C	3C29C	3C29C	3C29C	3C29C	3C29C
00680	28	#TCKTS AFT OTDG	4C29C	4C29C	4C29C	4C29C	4C29C	4C29C	4C29C	4C29C	4C29C	4C29C	4C29C	4C29C	4C29C	4C29C
00680	28	#TCKTS AFT OTDG	5C29C	5C29C	5C29C	5C29C	5C29C	5C29C	5C29C	5C29C	5C29C	5C29C	5C29C	5C29C	5C29C	5C29C
00680	28	#TCKTS AFT OTDG													6C29C	6C29C
00680	28	#TCKTS AFT OTDG														
00680	28	#TCKTS AFT OTDG														
00680	28	#TCKTS AFT OTDG														
00680	28	#TCKTS AFT OTDG														
00680	28	#TCKTS AFT OTDG														
00680	28	#TCKTS AFT OTDG														
00680	28	#TCKTS AFT OTDG														
00680	28	#TCKTS AFT OTDG														
00680	28	#TCKTS AFT OTDG														
00680	28	#TCKTS AFT OTDG														
00680	28	#TCKTS AFT OTDG														
00680	28	#TCKTS AFT OTDG														
00680	28	#TCKTS AFT OTDG														
00680	28	#TCKTS AFT OTDG														
00680	28	#TCKTS AFT OTDG														
00680	28	#TCKTS AFT OTDG														
00680	28	#TCKTS AFT OTDG														
00680	28	#TCKTS AFT OTDG														
00680	28	#TCKTS AFT OTDG														
00680	28	#TCKTS AFT OTDG														
00680	28	#TCKTS AFT OTDG														
00680	28	#TCKTS AFT OTDG														
00680	28	#TCKTS AFT OTDG														
00680	28	#TCKTS AFT OTDG														
00680	28	#TCKTS AFT OTDG														
00680	28	#TCKTS AFT OTDG														
00680	28	#TCKTS AFT OTDG														
00680	28	#TCKTS AFT OTDG														
00680	28	#TCKTS AFT OTDG														
00680	28	#TCKTS AFT OTDG														
00680	28	#TCKTS AFT OTDG														
00680	28	#TCKTS AFT OTDG														
00680	28	#TCKTS AFT OTDG														
00680	28	#TCKTS AFT OTDG														
00680	28	#TCKTS AFT OTDG														
00680	28	#TCKTS AFT OTDG														



## 347

[illegible]

**R03: BACKGROUND. Living arrangements and household characteristics** (continued)

[illegible]

**S01: DEVIANCE and VICTIMIZATION. Delinquent behaviors**

[illegible]

**S02: DEVIANCE and VICTIMIZATION. Driving violations and accidents**

[illegible]



[illegible]

**S02: DEVIANCE and VICTIMIZATION. Driving violations and accidents (continued)**

[illegible]

**S03: DEVIANCE and VICTIMIZATION.** Victimization experiences

06680	117	SM1 ROB YRS <\$50	2A20A	2A20A	2A20A	2A20A	2A20A	2A20A	2A20A	2A20A	2A20A	2A20A	2A20A	2A20A	2A20A	2A20A	2A20A
06690	117	SM1 ROB YRS >\$50	2A20B	2A20B	2A20B	2A20B	2A20B	2A20B	2A20B	2A20B	2A20B	2A20B	2A20B	2A20B	2A20B	2A20B	2A20B
06700	117	SM1 DMG YR PRPTY	2A20C	2A20C	2A20C	2A20C	2A20C	2A20C	2A20C	2A20C	2A20C	2A20C	2A20C	2A20C	2A20C	2A20C	2A20C
06710	118	SM1 INJR U W/WPN	2A20D	2A20D	2A20D	2A20D	2A20D	2A20D	2A20D	2A20D	2A20D	2A20D	2A20D	2A20D	2A20D	2A20D	2A20D
06720	118	SM1 THRTN U W/WP	2A20E	2A20E	2A20E	2A20E	2A20E	2A20E	2A20E	2A20E	2A20E	2A20E	2A20E	2A20E	2A20E	2A20E	2A20E
06730	118	SM1 INJR YU -WPN	2A20F	2A20F	2A20F	2A20F	2A20F	2A20F	2A20F	2A20F	2A20F	2A20F	2A20F	2A20F	2A20F	2A20F	2A20F
06740	118	SM1 THRT U W/INJ	2A20G	2A20G	2A20G	2A20G	2A20G	2A20G	2A20G	2A20G	2A20G	2A20G	2A20G	2A20G	2A20G	2A20G	2A20G
09871	160	SM1 SCL ROB <\$50		3E10A	3E10A					3E08A	3E08A	3E08A	3E08A	3E08A	3E08A	3E08A	3E08A
09871		SM1 SCL ROB <\$50	4E11A			5E06A	5E08A	5E13A									
09872	161	SM1 SCL ROB >\$50		3E10B	3E10B					3E08B	3E08B	3E08B	3E08B	3E08B	3E08B	3E08B	3E08B
09872		SM1 SCL ROB >\$50	4E11B			5E06B	5E08B	5E13B									
09872		SM1 SCL ROB >\$50															
09873	161	SM1 SCL DMG PRTY		3E10C	3E10C					3E08C	3E08C	3E08C	3E08C	3E08C	3E08C	3E08C	3E08C
09873		SM1 SCL DMG PRTY	4E11C														
09873		SM1 SCL DMG PRTY				5E06C	5E08C	5E13C									
09874	161	SM1 SCL IN U W/W		3E10D	3E10D					3E08D	3E08D	3E08D	3E08D	3E08D	3E08D	3E08D	3E08D
09874		SM1 SCL IN U W/W	4E11D														
09874		SM1 SCL IN U W/W				5E06D	5E08D	5E13D									
09875	161	SM1 SCL TH U W/W		3E10E	3E10E					3E08E	3E08E	3E08E	3E08E	3E08E	3E08E	3E08E	3E08E
09875		SM1 SCL TH U W/W	4E11E														
09875		SM1 SCL TH U W/W				5E06E	5E08E	5E13E									
09876	161	SM1 SCL IN U -WP		3E10F	3E10F					3E08F	3E08F	3E08F	3E08F	3E08F	3E08F	3E08F	3E08F
09876		SM1 SCL IN U -WP	4E11F			5E06F	5E08F	5E13F									
09876		SM1 SCL IN U -WP															
09877	161	SM1 SCL TH U W/I		3E10G	3E10G					3E08G	3E08G	3E08G	3E08G	3E08G	3E08G	3E08G	3E08G
09877		SM1 SCL TH U W/I	4E11G														
09877		SM1 SCL TH U W/I				5E06G	5E08G	5E13G									

### T01: HEALTH. Symptoms

[illegible]

**T02: HEALTH. Habits (nutrition, sleep, physical activity, etc.)**

[illegible]

\*=item text changed from previous year



## 349

**S02: DEVIANCE and VICTIMIZATION. Driving violations and accidents (continued)**

**S03: DEVIANCE and VICTIMIZATION.** Victimization experiences

### T01: HEALTH. Symptoms

**T02: HEALTH. Habits (nutrition, sleep, physical activity, etc.)**

\*=item text changed from previous year



## MONITORING THE FUTURE

Item Ref. No.	Page Loc. in Vol.	ITEM DESCRIPTION (ABBREVIATED)	QUESTIONNAIRE LOCATION														
			BY YEAR (FORM, SECTION, AND QUESTION NUMBER)														
			1976	1977	1978	1979	1980	1981	1982	1983	1984	1985	1986	1987	1988	1989	1990

## T02: HEALTH. Habits (nutrition, sleep, physical activity, etc.) (continued)

31530	219	SPORT/12M XCNTY															
31535	219	SPORT/12M EQUESTRN															
31540	219	SPORT/12M FLDHKY															
31550	219	SPORT/12M FOOTBL															
31555	219	SPORT/12M GOLF															
31560	219	SPORT/12M GYMNST															
31570	219	SPORT/12M ICEHKY															
31580	219	SPORT/12M LCRSSE															
31590	219	SPORT/12M SWIM															
31600	219	SPORT/12M SOCCER															
31610	219	SPORT/12M TENNIS															
31620	219	SPORT/12M TRACK															
31630	219	SPORT/12M VLLYBL															
31635	219	SPORT/12M WATER POLO															
31640	219	SPORT/12M WTLIFT															
31650	219	SPORT/12M WRESTL															
31660	219	SPORT/12M OTHER															
32520	219	#DA/WK ACTV 60 MIN															
32530	220	#DA/WK GYM CLASS															
32540	213	# ENERGY DRINKS/DAY															
32550	213	# ENERGY SHOTS/DAY															
32560	213	# REG SOFT DRINKS/DA															
32570	213	# DIET SOFT DRINKS/D															
32680	220	#SEMESTERS/YR GYM															

## T03: HEALTH. Height and weight

22150		CURRENT HEIGHT											1D019	1D019	1D019	1D019	1D019
22155	102	CURRENT HEIGHT 3															
22160	202	CURRENT HEIGHT 3															
22160		CURRENT WEIGHT											1D020	1D020	1D020	1D020	1D020
22165	103	CURRENT WEIGHT 3															
22165	202	CURRENT WEIGHT 3															

## T04: HEALTH. Medical treatment

21450	101	#X/12M DOC-CHEK							1D16A	1D16A	1D16A	1D16A	1D16A	1D16A	1D16A	1D16A	1D16A
21460	101	#X/12M DOC-FGHT							1D16B	1D16B	1D16B	1D16B	1D16B	1D16B	1D16B	1D16B	1D16B
21470	101	#X/12M DOC-INJ							1D16C	1D16C	1D16C	1D16C	1D16C	1D16C	1D16C	1D16C	1D16C
21480	101	#X/12M DOC-ILL							1D16D	1D16D	1D16D	1D16D	1D16D	1D16D	1D16D	1D16D	1D16D
21490	101	#X/12M DOC-PSY							1D16E	1D16E	1D16E	1D16E	1D16E	1D16E	1D16E	1D16E	1D16E
21500	101	#X/12M HSP-INJ							1D17A	1D17A	1D17A	1D17A	1D17A	1D17A	1D17A	1D17A	1D17A
21510	102	#X/12M HSP-ILL							1D17B	1D17B	1D17B	1D17B	1D17B	1D17B	1D17B	1D17B	1D17B
22360	91	ATTND DRG TRTMN											1B104	1B104	1B104	1B104	1B098
22370	91	RCV DRG COUNSEL											1B105	1B105	1B105	1B105	1B099



## 351

**T02: HEALTH. Habits (nutrition, sleep, physical activity, etc.) (continued)**

**T03: HEALTH. Height and weight**

**T04: HEALTH. Medical treatment**

21450	1D17A	1D17A	1D17A	1D17A	1D17A	1D17A	1D17A	1D17A	1D17A	1D17A	1D17A	1D17A	1D17A	1D17A	1D17A	1D17A	1D17A	1D17A	1D17A	1D17A
21510	1D17B	1D17B	1D17B	1D17B	1D17B	1D17B	1D17B	1D17B	1D17B	1D17B	1D17B	1D17B	1D17B	1D17B	1D17B	1D17B	1D17B	1D17B	1D17B	1D17B
22360	B8098	B8098	B8098	B8098	B8098	B8098	B8098	B8098	B8098	B8098	B8098	B8098	B8098	B8098	B8098	B8098	B8098	B8098	B8098	B8098
22370	B8099	B8099	B8099	B8099	B8099	B8099	B8099	B8099	B8099	B8099	B8099	B8099	B8099	B8099	B8099	B8099	B8100	B8100	B8101	B8101



Page 352 is blank.



# Appendix A

## Sampling Error Estimates and Tables\*

All of the percentages reported in this volume are really *estimates* of the response percentages that would have been obtained if, instead of using a sample survey, we had asked all high schools throughout the United States to participate and in all schools that agreed to participate we had invited the whole senior class to fill out the questionnaires. The question naturally arises: How accurate are the present percentage estimates based on a limited number of schools and seniors? For any particular percentage resulting from a sample survey we cannot know exactly how much error has resulted from sampling, but we can make reasonably good estimates of “confidence intervals” – ranges within which the “true” population value is very likely to fall. The word “true” in this context is defined quite narrowly; it refers only to the value that would be found if we had set out to survey the total population—all high school seniors in the United States. Thus, this concept of “true” population value does *not* take account of biases that might occur due to refusals, distortion of responses, faulty question wording, and other factors. Each of these sources of possible error is discussed in the “Representativeness and Validity” section of the Introduction to this volume. The reader is urged to review this material and take it into account along with the sampling error estimates included in this appendix.

The estimation of confidence intervals in surveys involving complex samples can be a highly complicated combination of statistical science plus informed judgment. It is an area in which there is no single “right answer” or “best approach.” We suspect that many of those using this volume will not be especially interested in *how* we have chosen to solve the problems involved in estimating

confidence intervals, so long as we provide guidelines that can be applied in a fairly simple and straightforward manner. This appendix is designed to accomplish that. Appendix B provides a more extensive discussion of how we obtained the confidence intervals shown here, and it also provides guidelines for computing specific confidence intervals for a wider range of possible applications than can be covered in the tables provided in this appendix.

A very rough example of a confidence interval can be stated in these terms: for percentages based on the total sample (all five questionnaire forms), the “true” values are rarely more than 1.5 percent higher or lower than the percentage estimates reported in this volume. How rarely? The chances are much lower than 1 in 20. Indeed, many of the percentages reported for the total sample are accurate to within 1 percent.

Of course, most of the data reported here are based on items included only in one or another of the five questionnaire forms. Since such percentages are based on only one-fifth of the total sample, they are somewhat less accurate. The loss in accuracy is less than might be imagined, however, for reasons spelled out in Appendix B. For present purposes, it is enough to say that percentages based on 3,000 or more seniors responding to one questionnaire form are rarely (less than 1 in 20) farther than 2.4 percent away from the “true” value.

We have thus far provided two very rough illustrations of confidence intervals—a range of  $\pm 1.5$  percent for percentages based on the total sample and a range of  $\pm 2.4$  percent for percentages based on the number of seniors responding to one questionnaire form. While these two intervals

\*Appendixes A and B, which discuss estimates of sampling errors and design effects, were written when there were five questionnaire forms used in each annual survey; a sixth form was added beginning in 1989. Because we believe that there would be very little change in estimates of sampling errors, or in design effects, we have not revised these appendixes to reflect the added form.



provide some notion of the overall range of accuracy of the sample, they fall short of our needs in a number of respects. We need to be able to assign confidence intervals for subgroups such as males, females, those who plan to complete college, and so forth, all of which involve smaller numbers of cases and, thus, some reduction in accuracy. We also need to take account of the fact that, other things being equal, confidence intervals grow smaller when one moves from the middle of the scale (percentages near 50 percent) to the extremes (e.g., 4 percent or 96 percent). Further, we need to provide guidelines for evaluating the difference between two percentages: for example, we may wish to know whether an increase in the percentage of daily marijuana users from one year to the next is large enough to be considered a statistically significant change.

Each of the requirements mentioned above is taken into account in the tables of confidence intervals that follow.

### Confidence Intervals for Single Percentages

Table A-1 provides confidence intervals for single percentages that are reasonably good approximations for most *variables* and for most *subgroups* (as well as for the total sample). The table entries slightly underestimate the confidence intervals for regional subgroups and for blacks. These underestimates can be corrected reasonably well by multiplying the entries in Table A-1 by a factor of 1.1 for data based on a single form and by a factor of 1.33 for data based on all five forms. A more serious problem is that the table entries substantially underestimate the confidence intervals for certain variables that tend to be somewhat homogeneous within schools, as well as other factors likely to show clustering according to geographical area or socioeconomic level. A discussion of some of these variables is provided at the end of this appendix.

Table A-1 accommodates various numbers of cases (presented as different columns in the table) and various percentages (presented as different rows in the table). The table entries, when added to and subtracted from the observed percentage, establish the 95 percent confidence interval (calculated as 1.96 sampling errors). Thus, for example, to determine the accuracy of a result of 67.4 percent based on a sample of 1,632 cases, one should first look for the closest values in the table

(in this case, about 70 percent and a number of cases approximately equal to 1,500); next, determine the values to be added to and subtracted from the observed percentage (in this case, the values would be +2.8 percent and -2.9 percent); and then compute the confidence interval around the observed percentage of 67.4 percent (in this case, an interval ranging from 64.5 percent to 70.2 percent). This procedure yields an interval such that, for most variables, the chances are 95 in 100 that, if all high school seniors in the country had been asked to participate in the survey, the resulting percentage would fall within the interval.

### Confidence Intervals for Differences between Two Percentages

Table A-2 provides confidence intervals for differences between certain percentages. Specifically, the table can be used for *comparisons* between males and females, between those who do and do not plan to complete four years of college, and between those falling into different categories of the five-level index of drug usage. The above comparisons are appropriate for data from any single year (e.g., male seniors in 1976 compared with female seniors in 1976 or the "marijuana only" seniors in 1977 compared with the "no illicit drugs" seniors in 1977). Table A-2 is also useful in assessing *one-year* trends for any of the above subgroups as well as for the total sample. For example, one may be interested in a confidence interval (or significance level) for the difference between the percentage of female seniors in 1977 who used marijuana and the percentage of female seniors in 1978 who did so. The values in Table A-2 are appropriate for confidence intervals across adjacent years (e.g., 1976 compared with 1977), provided the same subgroup (e.g., females) is being considered both years. The confidence intervals for comparisons across nonadjacent years (e.g., 1976 compared with 1978) are slightly larger.

With appropriate corrections, the entries in Table A-2 can be used for trends covering more than one year and for trends or comparisons involving regional subgroups and blacks. Each of these applications requires some upward adjustment of the table entries; guidelines for such adjustments are provided in the notes accompanying Table A-2.

For information on the derivation of Table A-2 and for guidelines to be used in computing confidence intervals not covered in that table, the



reader is referred to Appendix B.

In order to find the appropriate confidence interval in Table A-2, one must first locate that portion of the table that deals with percentage values closest to the two percentages being compared (for example, if one wished to compare a value of 28.1 percent with one of 35.4 percent, the " $p = 30$  percent or 70 percent" portion of the table would be closest). The next step is to locate the specific table entry that corresponds most closely to the numbers of cases involved in the two percentages being compared (e.g., if those numbers were 1,478 and 1,563 for 28.1 percent and 35.4 percent, the correct table entry would be 3.9 percent). That table entry, when added to and subtracted from the difference between the two percentages, yields the 95 percent confidence interval for the difference. (In the above illustration, that would be 7.3 percent  $\pm$  3.9 percent, or an interval from 3.4 percent to 11.2 percent.) The chances are only 1 in 20 that the "true" difference between two percentages lies outside of this interval.

Another use of Table A-2 is to test whether a difference between two percentages is "statistically significant." If the table entry is smaller than the difference between the two percentages (as is true in the above illustration), then the difference is statistically significant at the 95 percent level (sometimes indicated as  $p < .05$ ).

### Some Cautions

The tables provided here are based on averages of large numbers of sampling errors computed across a wide range of the variables that appear in this volume, as well as across all of the subgroups for which data are reported here. We are confident that the values in the tables are reasonably accurate for most purposes, but we must repeat the caution that the tables slightly underestimate confidence intervals for the following groups and comparisons:

- Blacks
- Regions (Northeast, North Central, South, West)
- Comparisons among regions
- Comparisons across nonadjacent years  
(e.g., 1976 vs. 1978)

A more important problem is that the tables substantially underestimate the confidence intervals for certain variables that, for various reasons, show greater than average homogeneity within schools. After an extensive, but by no means exhaustive,

sampling of the kinds of variables that might show such clustering by school, we can provide the following examples of the kinds of variables for which Tables A-1 and A-2 substantially underestimate the confidence intervals.

**Variables Related to Educational Background and Aspirations.** The questionnaire items dealing with father's education, mother's education, high school curriculum (college preparatory vs. all others), and plans for completing four years of college all show an appreciable amount of clustering by school. Accordingly, for such variables the confidence intervals provided in the tables should be doubled.

Other items dealing with plans for technical/vocational schooling, a two-year college program, or graduate/professional study also require adjustment. The confidence intervals in the tables should be multiplied by a factor of 1.5 in order to be applicable to these variables.

It seems clear that the common factor underlying these particular variables is the tendency for family socioeconomic level to be somewhat homogeneous within school districts—some schools serve wealthier populations than do others. That makes the form of sampling we use somewhat less efficient for measuring those variables (such as those listed above) that are closely associated with family socioeconomic level. Therefore, we urge the reader to treat with caution any variables that are likely to be strongly linked to socioeconomic factors. In the absence of more specific computations of sampling errors, a good rule of thumb for dealing with such variables would be to double the confidence intervals provided in Tables A-1 and A-2.

**Variables Related to Geographic Location.** Another category of variables that are somewhat homogeneous within schools and school districts consists of those things that reflect differences in region and/or urbanicity. An obvious example is a background question asking where the respondent grew up: the response category on a "farm" shows a very high degree of clustering within schools. One would have to more than double the confidence intervals in the tables to deal with such a measure. Similarly, high clustering was found for some responses about religious preference; for example, those whose preference is Baptist are located primarily in the South (and probably heavily in rural areas), whereas those whose preference is Jewish are located primarily in the



Northeast (especially in larger cities). The confidence intervals in Tables A-1 and A-2 should be multiplied by a factor as large as 3 in order to be applicable to such variables.

Other variables that show some greater than average homogeneity within schools include such ideologically related dimensions as frequency of attending religious services, importance of religion, and political preference. Still other variables showing high homogeneity, probably because of their association with urbanicity, include driving (percentage who do not drive at all), working (percentage with no job), and household composition (percentage with father not living in the home). For each of the variables mentioned in this paragraph, the confidence intervals in Tables A-1 and A-2 should be multiplied by a factor of about 1.5.

**Variables Involving Use of Alcohol and Marijuana.** Extensive work has been done to compute sampling errors and confidence intervals for the drug use measures included in this volume (see

Johnston, Bachman, and O'Malley, 1977, 1979, 1982; Johnston, O'Malley, and Bachman, 1984, especially Appendix B). Most drug use variables show sampling errors that lie within the range of those provided in Tables A-1 and A-2. Usage levels for alcohol and marijuana, however, show some degree of homogeneity within schools, thus requiring that the table levels be adjusted. For items dealing with alcohol use, the entries in Table A-1 should be multiplied by a factor of 1.6; for items dealing with marijuana use, the correction factor is 1.35.

As noted earlier, this appendix has presented guidelines for using the tables of confidence intervals provided herein. Those readers interested in learning more about the rationale underlying such tables, the procedures used to derive the particular tables presented here, and guidelines for further computations of confidence intervals may consult Appendix B of this volume.

### Notes to Table A-1

Caution: The entries in this table systematically underestimate confidence intervals for regional subgroups and for blacks. In order to correct these underestimates, the table entries should be multiplied by a factor of 1.1 for data from a single form and by a factor of 1.33 for data based on five forms. Further cautions and corrections are required for some specific variables that relate educational background and aspirations, geographic

location, and the use of alcohol and marijuana (see discussion in the final sections of Appendix A).

The values in this table, when added to and subtracted from an observed percentage, establish the 95 percent confidence interval around that percentage, incorporating a design effect. Table values were calculated using the following formula (adapted from Hays, 1973, p. 379):

$$\text{lower limit} = p - \frac{2N'p + (1.96)^2 - 1.96 \sqrt{4N'p(1-p) + (1.96)^2}}{2[N' + (1.96)^2]}$$

$$\text{upper limit} = \frac{2N'p + (1.96)^2 + 1.96 \sqrt{4N'p(1-p) + (1.96)^2}}{2[N' + (1.96)^2]} - p$$

where  $p$  = the proportion,  $N'$  is the "effective  $N$ ," and  $N' = N/(1.3 + 0.00015N)$ .  
(See Appendix B for a discussion of the concept of "effective  $N$ .")



**Table A-1**  
**Confidence Intervals (95% Level) around Percentage Values**

		Number of Cases																	
		100	200	300	400	500	700	1,000	1,500	2,000	2,500	3,000	3,500	4,000	5,000	7,000	10,000	15,000	20,000
99%	+	0.9	0.8	0.7	0.7	0.6	0.6	0.5	0.5	0.4	0.4	0.4	0.4	0.3	0.3	0.3	0.3	0.3	0.2
	-	5.6	3.2	2.4	1.9	1.7	1.3	1.1	0.8	0.7	0.6	0.6	0.6	0.5	0.5	0.4	0.4	0.3	0.3
97%	+	2.1	1.8	1.6	1.4	1.3	1.2	1.0	0.9	0.8	0.8	0.7	0.7	0.6	0.6	0.6	0.5	0.5	0.5
	-	6.6	4.1	3.2	2.6	2.3	1.9	1.6	1.3	1.1	1.0	0.9	0.9	0.8	0.8	0.7	0.6	0.6	0.5
95%	+	3.1	2.5	2.2	2.0	1.8	1.6	1.4	1.2	1.1	1.0	0.9	0.9	0.9	0.8	0.7	0.7	0.6	0.6
	-	7.4	4.7	3.7	3.1	2.7	2.3	1.9	1.5	1.4	1.2	1.1	1.1	1.0	0.9	0.8	0.8	0.7	0.7
90%	+	4.9	3.8	3.3	2.9	2.7	2.3	2.0	1.7	1.5	1.4	1.3	1.3	1.2	1.1	1.0	0.9	0.9	0.8
	-	8.8	5.8	4.6	4.0	3.5	2.9	2.5	2.0	1.8	1.6	1.5	1.4	1.4	1.3	1.1	1.0	0.9	0.9
85%	+	6.6	4.8	4.1	3.6	3.3	2.9	2.5	2.1	1.9	1.7	1.6	1.5	1.5	1.4	1.2	1.1	1.0	1.0
	-	9.7	6.6	5.3	4.5	4.0	3.4	2.9	2.4	2.1	1.9	1.8	1.7	1.6	1.5	1.3	1.2	1.1	1.1
80%	+	7.4	5.6	4.7	4.2	3.8	3.3	2.8	2.4	2.1	2.0	1.8	1.7	1.7	1.5	1.4	1.3	1.2	1.1
	-	10.3	7.1	5.7	4.9	4.4	3.7	3.1	2.6	2.3	2.1	2.0	1.8	1.8	1.6	1.5	1.3	1.2	1.2
70%	+	9.1	6.8	5.6	5.0	4.5	3.9	3.3	2.8	2.5	2.3	2.1	2.0	1.9	1.8	1.6	1.5	1.4	1.3
	-	11.1	7.7	6.3	5.5	4.9	4.2	3.5	2.9	2.6	2.4	2.2	2.1	2.0	1.8	1.7	1.5	1.4	1.3
50%	+	11.0	7.9	6.5	5.7	5.1	4.4	3.7	3.1	2.8	2.5	2.4	2.2	2.1	2.0	1.8	1.6	1.5	1.4
	-	11.0	7.9	6.5	5.7	5.1	4.4	3.7	3.1	2.8	2.5	2.4	2.2	2.1	2.0	1.8	1.6	1.5	1.4
30%	+	11.1	7.7	6.3	5.5	4.9	4.2	3.5	2.9	2.6	2.4	2.2	2.1	2.0	1.8	1.7	1.5	1.4	1.3
	-	9.1	6.8	5.6	5.0	4.5	3.9	3.3	2.8	2.5	2.3	2.1	2.0	1.9	1.8	1.6	1.5	1.4	1.3
20%	+	10.3	7.1	5.7	4.9	4.4	3.7	3.1	2.6	2.3	2.1	2.0	1.8	1.8	1.6	1.5	1.3	1.2	1.2
	-	7.4	5.6	4.7	4.2	3.8	3.3	2.8	2.4	2.1	2.0	1.8	1.7	1.7	1.5	1.4	1.3	1.2	1.1
15%	+	9.7	6.6	5.3	4.5	4.0	3.4	2.9	2.4	2.1	1.9	1.8	1.7	1.6	1.5	1.3	1.2	1.1	1.1
	-	6.3	4.8	4.1	3.6	3.3	2.9	2.5	2.1	1.9	1.7	1.6	1.5	1.5	1.4	1.2	1.1	1.0	1.0
10%	+	8.8	5.8	4.6	4.0	3.5	2.9	2.5	2.0	1.8	1.6	1.5	1.4	1.4	1.3	1.1	1.0	0.9	0.9
	-	4.9	3.8	3.3	2.9	2.7	2.3	2.0	1.7	1.5	1.4	1.3	1.3	1.2	1.1	1.0	0.9	0.9	0.8
5%	+	7.4	4.7	3.7	3.1	2.7	2.3	1.9	1.5	1.4	1.2	1.1	1.1	1.0	0.9	0.8	0.8	0.7	0.7
	-	3.1	2.5	2.2	2.0	1.8	1.6	1.4	1.2	1.1	1.0	0.9	0.9	0.9	0.8	0.7	0.7	0.6	0.6
3%	+	6.6	4.1	3.2	2.6	2.3	1.9	1.6	1.3	1.1	1.0	0.9	0.9	0.8	0.8	0.7	0.6	0.6	0.5
	-	2.1	1.8	1.6	1.4	1.3	1.2	1.0	0.9	0.8	0.8	0.7	0.7	0.6	0.6	0.6	0.5	0.5	0.5
1%	+	5.6	3.2	2.4	1.9	1.7	1.3	1.1	0.8	0.7	0.6	0.6	0.6	0.5	0.5	0.4	0.4	0.3	0.3
	-	0.9	0.8	0.7	0.7	0.6	0.6	0.5	0.5	0.4	0.4	0.4	0.4	0.3	0.3	0.3	0.3	0.3	0.2



## Notes to Table A-2

The entries in this table (which appear on the next four pages) are appropriate for *comparisons* between (a) males and females, (b) those who do and do not plan four years of college, and (c) those falling into different categories of the five-level index of drug usage. The table entries are also appropriate for *one-year trends* for the total sample and any of the subgroups except region. Most other trends and subgroup comparisons require that the table entries be multiplied by an adjustment factor, given below.

**Outline of Steps to Follow** (see text of appendix for illustrations)

1. Locate the portion of the table with “*p*” values closest to the two percentages being compared.
2. Locate the specific entry closest to the weighted *N*s for the two percentages.
3. Multiply that entry by any necessary adjustment factor (see below).
4. That table value (or adjusted table value), when added to and subtracted from the difference between the two percentages, yields the 95 percent confidence interval for the difference.
5. Also, if the table value (or adjusted table value) is smaller than the difference between the two percentages, then the difference may be described as “statistically significant at the 95 percent level.”

Adjustment Factors	Adjustment Factor (to be multiplied by table entry)
For comparisons between blacks and whites	
based on single-form data	*
based on five-form data	1.25
For comparisons between any two regions	
based on single-form data	1.15
based on five-form data	1.50
For one-year trends involving any region	
based on single-form data	*
based on five-form data	1.25
For trends over two or more years involving any region	
based on single-form data	*
based on five-form data	1.35
For trends over two or more years involving all other groups	
based on single-form data	*
based on five-form data	1.15

\*Indicates that no adjustment is necessary for category shown.

Note: The table entries were calculated using the following formula:  $1.96 \sqrt{p(1-p) \frac{1}{N'_1} + \frac{1}{N'_2}}$

where  $N'_1 = N_1/\text{DEFF}$ ,  $N'_2 = N_2/\text{DEFF}$ , and  $\text{DEFF} = 1.3 + 0.000075 \left[ \frac{N_1 N_2}{(N_1 + N_2)} \right]$



Table A-2

		$N_1 =$	100	200	300	400	500	700	1,000	1,500	2,000	3,000	4,000	5,000	7,000	10,000	15,000	20,000	
$N_2 =$	100	3.2																	
	200	2.7	2.2																
	300	2.6	2.0	1.8															
	400	2.5	1.9	1.7	1.6														
	500	2.4	1.9	1.6	1.5	1.4													
	700	2.4	1.8	1.6	1.4	1.3	1.2												
	1,000	2.3	1.7	1.5	1.3	1.2	1.1	1.0											
	1,500	2.3	1.7	1.4	1.3	1.2	1.0	0.9	0.8										
	2,000	2.3	1.7	1.4	1.2	1.1	1.0	0.9	0.8	0.7									
	3,000	2.3	1.6	1.4	1.2	1.1	1.0	0.8	0.7	0.7	0.6								
	4,000	2.3	1.6	1.4	1.2	1.1	0.9	0.8	0.7	0.7	0.6	0.6							
	5,000	2.3	1.6	1.3	1.2	1.1	0.9	0.8	0.7	0.6	0.6	0.5	0.5						
	7,000	2.3	1.6	1.3	1.2	1.1	0.9	0.8	0.7	0.6	0.5	0.5	0.5	0.4					
	10,000	2.2	1.6	1.3	1.2	1.0	0.9	0.8	0.7	0.6	0.5	0.5	0.5	0.4	0.4				
	15,000	2.2	1.6	1.3	1.2	1.0	0.9	0.8	0.6	0.6	0.5	0.5	0.4	0.4	0.4	0.4			
	20,000	2.2	1.6	1.3	1.1	1.0	0.9	0.8	0.6	0.6	0.5	0.5	0.4	0.4	0.4	0.3	0.3		
			$N_1 =$	100	200	300	400	500	700	1,000	1,500	2,000	3,000	4,000	5,000	7,000	10,000	15,000	20,000
$N_2 =$	100	5.4																	
	200	4.7	3.8																
	300	4.4	3.5	3.1															
	400	4.3	3.3	2.9	2.7														
	500	4.2	3.2	2.8	2.6	2.4													
	700	4.1	3.1	2.7	2.4	2.3	2.1												
	1,000	4.0	3.0	2.5	2.3	2.1	1.9	1.8											
	1,500	4.0	2.9	2.4	2.2	2.0	1.8	1.6	1.5										
	2,000	3.9	2.9	2.4	2.1	1.9	1.7	1.5	1.4	1.3									
	3,000	3.9	2.8	2.3	2.1	1.9	1.7	1.5	1.3	1.2	1.1								
	4,000	3.9	2.8	2.3	2.0	1.9	1.6	1.4	1.2	1.1	1.0	0.9							
	5,000	3.9	2.8	2.3	2.0	1.8	1.6	1.4	1.2	1.1	1.0	0.9	0.9						
	7,000	3.9	2.8	2.3	2.0	1.8	1.6	1.4	1.2	1.0	0.9	0.9	0.8	0.8					
	10,000	3.9	2.8	2.3	2.0	1.8	1.5	1.3	1.1	1.0	0.9	0.8	0.8	0.7	0.7				
	15,000	3.8	2.7	2.3	2.0	1.8	1.5	1.3	1.1	1.0	0.9	0.8	0.7	0.7	0.6	0.6			
	20,000	3.8	2.7	2.3	2.0	1.8	1.5	1.3	1.1	1.0	0.9	0.8	0.7	0.7	0.6	0.6	0.6		



		$N_1 =$	100	200	300	400	500	700	1,000	1,500	2,000	3,000	4,000	5,000	7,000	10,000	15,000	20,000
$N_2 =$	100	6.9																
	200	6.0	4.9															
	300	5.6	4.5	4.0														
	400	5.5	4.3	3.8	3.5													
	500	5.4	4.1	3.6	3.3	3.1												
	700	5.2	3.9	3.4	3.1	2.9	2.7											
	1,000	5.1	3.8	3.2	2.9	2.7	2.5	2.2										
	1,500	5.1	3.7	3.1	2.8	2.6	2.3	2.1	1.9									
	2,000	5.0	3.6	3.1	2.7	2.5	2.2	2.0	1.7	1.6								
	3,000	5.0	3.6	3.0	2.6	2.4	2.1	1.9	1.6	1.5	1.4							
	4,000	5.0	3.6	3.0	2.6	2.4	2.1	1.8	1.6	1.4	1.3	1.2						
	5,000	4.9	3.6	2.9	2.6	2.3	2.0	1.8	1.5	1.4	1.2	1.2	1.1					
	7,000	4.9	3.5	2.9	2.6	2.3	2.0	1.7	1.5	1.3	1.2	1.1	1.0	1.0				
	10,000	4.9	3.5	2.9	2.5	2.3	2.0	1.7	1.4	1.3	1.1	1.1	1.0	0.9	0.9			
	15,000	4.9	3.5	2.9	2.5	2.3	2.0	1.7	1.4	1.3	1.1	1.0	1.0	0.9	0.8	0.8		
	20,000	4.9	3.5	2.9	2.5	2.3	1.9	1.7	1.4	1.3	1.1	1.0	0.9	0.9	0.8	0.7	0.7	
			$N_1 =$	100	200	300	400	500	700	1,000	1,500	2,000	3,000	4,000	5,000	7,000	10,000	15,000
$N_2 =$	100	9.5																
	200	8.2	6.7															
	300	7.8	6.2	5.5														
	400	7.5	5.9	5.2	4.8													
	500	7.4	5.7	4.9	4.6	4.3												
	700	7.2	5.4	4.7	4.3	4.0	3.7											
	1,000	7.1	5.2	4.5	4.0	3.7	3.4	3.1										
	1,500	7.0	5.1	4.3	3.8	3.5	3.2	2.8	2.6									
	2,000	6.9	5.0	4.2	3.7	3.4	3.0	2.7	2.4	2.2								
	3,000	6.9	4.9	4.1	3.6	3.3	2.9	2.6	2.2	2.1	1.9							
	4,000	6.8	4.9	4.1	3.6	3.3	2.8	2.5	2.2	2.0	1.8	1.7						
	5,000	6.8	4.9	4.0	3.6	3.2	2.8	2.4	2.1	1.9	1.7	1.6	1.5					
	7,000	6.8	4.9	4.0	3.5	3.2	2.8	2.4	2.0	1.8	1.6	1.5	1.4	1.3				
	10,000	6.8	4.8	4.0	3.5	3.2	2.7	2.3	2.0	1.8	1.6	1.4	1.4	1.3	1.2			
	15,000	6.8	4.8	4.0	3.5	3.1	2.7	2.3	2.0	1.8	1.5	1.4	1.3	1.2	1.1	1.1		
	20,000	6.8	4.8	4.0	3.5	3.1	2.7	2.3	1.9	1.7	1.5	1.4	1.3	1.2	1.1	1.0	1.0	



Table A-2 (continued)

	$N_1 =$	100	200	300	400	500	700	1,000	1,500	2,000	3,000	4,000	5,000	7,000	10,000	15,000	20,000
$N_2 =$	100	11.3															
	200	9.8	8.0														
	300	9.3	7.3	6.6													
	400	9.0	7.0	6.2	5.7												
	500	8.8	6.7	5.9	5.4	5.1								$p = 15\% \text{ or } 85\%$			
	700	8.6	6.5	5.6	5.1	4.8	4.4										
	1,000	8.4	6.2	5.3	4.8	4.5	4.0	3.7									
	1,500	8.3	6.1	5.1	4.6	4.2	3.8	3.4	3.0								
	2,000	8.2	6.0	5.0	4.5	4.1	3.6	3.2	2.9	2.7							
	3,000	8.2	5.9	4.9	4.3	3.9	3.5	3.0	2.7	2.5	2.2						
	4,000	8.1	5.8	4.9	4.3	3.9	3.4	2.9	2.6	2.3	2.1	2.0					
	5,000	8.1	5.8	4.8	4.2	3.8	3.3	2.9	2.5	2.3	2.0	1.9	1.8				
	7,000	8.1	5.8	4.8	4.2	3.8	3.3	2.8	2.4	2.2	1.9	1.8	1.7	1.6			
	10,000	8.1	5.8	4.8	4.2	3.8	3.2	2.8	2.4	2.1	1.9	1.7	1.6	1.5	1.4		
	15,000	8.1	5.7	4.7	4.1	3.7	3.2	2.7	2.3	2.1	1.8	1.7	1.6	1.4	1.3	1.3	
	20,000	8.0	5.7	4.7	4.1	3.7	3.2	2.7	2.3	2.1	1.8	1.6	1.5	1.4	1.3	1.2	1.2
	$N_1 =$	100	200	300	400	500	700	1,000	1,500	2,000	3,000	4,000	5,000	7,000	10,000	15,000	20,000
$N_2 =$	100	12.7															
	200	11.0	9.0														
	300	10.4	8.2	7.4													
	400	10.0	7.8	6.9	6.4												
	500	9.8	7.5	6.6	6.1	5.7								$p = 20\% \text{ or } 80\%$			
	700	9.6	7.2	6.2	5.7	5.3	4.9										
	1,000	9.4	7.0	6.0	5.4	5.0	4.5	4.1									
	1,500	9.3	6.8	5.7	5.1	4.7	4.2	3.8	3.4								
	2,000	9.2	6.7	5.6	5.0	4.6	3.6	3.2	3.0	2.9							
	3,000	9.1	6.6	5.5	4.9	4.4	3.9	3.4	3.0	2.8	2.5						
	4,000	9.1	6.5	5.4	4.8	4.3	3.8	3.3	2.9	2.6	2.4	2.2					
	5,000	9.1	6.5	5.4	4.7	4.3	3.7	3.2	2.8	2.6	2.3	2.1	2.0				
	7,000	9.1	6.5	5.4	4.7	4.2	3.7	3.2	2.7	2.5	2.2	2.0	1.9	1.8			
	10,000	9.0	6.5	5.3	4.7	4.2	3.6	3.1	2.7	2.4	2.1	1.9	1.8	1.7	1.6		
	15,000	9.0	6.4	5.3	4.6	4.2	3.6	3.1	2.6	2.3	2.0	1.9	1.7	1.6	1.5	1.4	
	20,000	9.0	6.4	5.3	4.6	4.2	3.6	3.1	2.6	2.3	2.0	1.8	1.7	1.6	1.5	1.4	1.3



Table A-2 (continued)

	$N_1 =$	100	200	300	400	500	700	1,000	1,500	2,000	3,000	4,000	5,000	7,000	10,000	15,000	20,000
$N_2 =$	100	14.5															
	200	12.6	10.3														
	300	11.9	9.4	8.4													
	400	11.5	8.9	7.9	7.3												
	500	11.3	8.6	7.6	7.0	6.6								$p = 30\% \text{ or } 70\%$			
	700	11.0	8.3	7.2	6.5	6.1	5.6										
	1,000	10.8	8.0	6.8	6.2	5.7	5.2	4.7									
	1,500	10.6	7.8	6.6	5.9	5.4	4.8	4.3	3.9								
	2,000	10.6	7.7	6.4	5.7	5.2	4.6	4.1	3.7	3.4							
	3,000	10.5	7.6	6.3	5.6	5.1	4.4	3.9	3.4	3.2	2.9						
	4,000	10.4	7.5	6.2	5.5	5.0	4.3	3.8	3.3	3.0	2.7	2.5					
	5,000	10.4	7.5	6.2	5.4	4.9	4.3	3.7	3.2	2.9	2.6	2.4	2.3				
	7,000	10.4	7.4	6.1	5.4	4.9	4.2	3.6	3.1	2.5	2.3	2.2	2.1	2.2			
	10,000	10.4	7.4	6.1	5.3	4.8	4.2	3.6	3.0	2.7	2.4	2.2	2.1	1.9	1.8		
	15,000	10.3	7.4	6.1	5.3	4.8	4.1	3.5	3.0	2.7	2.3	2.1	2.0	1.8	1.7	1.6	
	20,000	10.3	7.4	6.1	5.3	4.8	4.1	3.5	3.0	2.6	2.3	2.1	2.0	1.8	1.7	1.6	1.5
	$N_1 =$	100	200	300	400	500	700	1,000	1,500	2,000	3,000	4,000	5,000	7,000	10,000	15,000	20,000
$N_2 =$	100	15.8															
	200	13.7	11.2														
	300	13.0	10.3	9.2													
	400	12.6	9.8	8.6	8.0												
	500	12.3	9.4	8.2	7.6	7.2								$p = 35\% \text{ or } 65\%$			
	700	12.0	9.0	7.8	7.1	6.7	6.1										
	1,000	11.8	8.7	7.5	6.7	6.2	5.6	5.1									
	1,500	11.6	8.5	7.2	6.4	5.9	5.3	4.7	4.3								
	2,000	11.5	8.4	7.0	6.2	5.7	5.1	4.5	4.0	3.7							
	3,000	11.4	8.2	6.9	6.1	5.5	4.8	4.3	3.7	3.4	3.1						
	4,000	11.4	8.2	6.8	6.0	5.4	4.7	4.1	3.6	3.3	3.0	2.8					
	5,000	11.3	8.1	6.7	5.9	5.4	4.7	4.1	3.5	3.2	2.8	2.7	2.5				
	7,000	11.3	8.1	6.7	5.9	5.3	4.6	4.0	3.4	3.1	2.7	2.5	2.4	2.2			
	10,000	11.3	8.1	6.7	5.8	5.3	4.5	3.9	3.3	3.0	2.6	2.4	2.3	2.1	2.0		
	15,000	11.3	8.0	6.6	5.8	5.2	4.5	3.8	3.3	2.9	2.5	2.3	2.2	2.0	1.9	1.8	
	20,000	11.3	8.0	6.6	5.8	5.2	4.5	3.8	3.2	2.9	2.5	2.3	2.1	2.0	1.8	1.7	1.6



# Appendix B

## Procedures Used to Derive Design Effects and Sampling Errors\*

Appendix A provided a very brief and relatively nontechnical explanation of sampling error estimates, accompanied by two tables of confidence intervals that can be used to ascertain the accuracy of most percentages reported in this volume. The present appendix is intended to provide some background concerning the strategy and rationale involved in computing these confidence intervals. It also offers guidance for those wishing to make sampling computations beyond those contained in Appendix A.

This appendix, like the first, is intended to be readable and usable by the nonstatistician. For that reason, we take the time to outline (albeit briefly) a number of relatively elementary factors involved in estimating confidence intervals.

### Factors Influencing the Size of Confidence Intervals

The most straightforward types of samples, from a statistical standpoint at least, are simple random samples. In such samples the confidence limits for a proportion are influenced by the size of the sample or subgroups being considered and also by the size of the proportion. For example, the 95 percent confidence interval for a proportion  $p$  based on a simple random sample of  $N$  cases is approximated by:  $p \pm 1.96 \sqrt{p(1-p)/N}$ . In a complex probability sample such as the present one, there are a number of other factors that influence the size of confidence limits. This section lists all of the factors that have been taken into account in calculating confidence intervals for use with the data in this volume, beginning with the most simple factors and then proceeding to the more complex.

**Number of Cases ( $N$ ).** Other things being equal, the larger a sample (or subgroup within a sample), the smaller or more precise will be the confidence interval for a percentage based on that sample. One of the factors determining the size of the confidence interval is  $1/\sqrt{N}$ . Thus, for example, if all other things were equal, a sample of 400 would have confidence intervals half as large (or twice as precise) as a sample of 100, because  $1/\sqrt{400}$  is half as large as  $1/\sqrt{100}$ .

**Size of Percentage.** Other things being equal, percentage values around 50 percent have larger confidence intervals than higher or lower percentage values. This is because another of the factors determining the size of the confidence intervals is  $\sqrt{p(1-p)}$ , where  $p$  is a proportion ranging from 0 to 1.0 (or, to put it in percentage terms, the factor is  $\sqrt{x\%(100-x\%)}$ ). Thus, for example, a proportion of either 0.1 or 0.9 (a percentage of either 10 percent or 90 percent) will have a confidence interval only three-fifths as large as the confidence interval around a proportion of 0.5 (or 50 percent), because  $\sqrt{0.1(1-0.1)}$  is three-fifths as large as  $\sqrt{0.5(1-0.5)}$ .

**Design Effects in Complex Samples.** Under conditions of simple random sampling, a confidence interval can be determined solely on the basis of the number of cases and the percentage value involved. More complex samples such as the one used in the present study make use of stratification and clustering and often differential weighting of respondent scores, and these all influence sampling error. While stratification tends to heighten the precision of a sample, the effects of clustering and weighting reduce precision

\*Appendixes A and B, which discuss estimates of sampling errors and design effects, were written when there were five questionnaire forms used in each annual survey; a sixth form was added beginning in 1989. Because we believe that there would be very little change in estimates of sampling errors, or in design effects, we have not revised these appendixes to reflect the added form.



(compared with a simple random sample of the same size). Therefore, it is not appropriate to apply the standard, simple random sampling formulas to such complex samples in order to obtain estimates of sampling errors, because they would almost always underestimate the actual sampling errors.

Methods exist for correcting for this underestimation, however. Kish (1965, p. 258) defines a correction term called the design effect (DEFF), where:

$$\text{DEFF} = \frac{\text{actual sampling variance}}{\text{expected sampling variance from a simple random sample with same number of elements}}$$

Thus, if the actual sampling variance in a complex sample is four times as large as the expected sampling variance from a simple random sample with the same number of cases, the DEFF is 4. Since confidence intervals are proportionate to the square root of variance, the confidence intervals for such a sample would be twice as large (because the square root of 4 is 2) as the confidence interval for a simple random sample with the same number of cases. A fairly simple and straightforward way of applying the concept of design effect may be to note that an increase in design effect has the same impact on precision as a reduction in the number of cases in a simple random sample. For example, a sample of 16,000 cases with a design effect of 4 would have the same degree of precision (the same size confidence intervals around various percentages) as a simple random sample of 4,000.

In principle, every different statistic resulting from a complex sample can have its own design effect, and different statistics in the same sample may have quite different design effects. However, it is not feasible to compute every design effect, nor would it be feasible to report every one. Thus, in practice, design effects are averaged across a number of statistics and these average values are used to determine the design effects for other statistics based on the sample. Sometimes a single design effect is applied to all statistics of a given type (e.g., percentages) for a given sample. In the present study, however, a rather extensive exploration of design effects revealed a number of systematic differences. These systematic differences have to do with the particular measures being examined, the subgroups involved, and the question of whether a trend over time is being

considered. The most consistent difference involves the number of cases in the group or subgroup for which the design effect is computed.

**The Relationship between Subgroup Size and Design Effects.** Kish, Groves, and Krotki (1976) have observed that design effects tend to be smaller for subgroups than for total samples; moreover, the smaller the subgroup, the smaller the design effect is likely to be. The explanation for this widespread phenomenon is that the average number of cases in each sampling cluster is an important factor in determining the size of the design effect; and as subgroup size decreases, so does this average number of cases per cluster. This point is illustrated by several subgroups treated in the present volume—males, females, those planning four years of college, and those not planning four years of college. All (or virtually all) of the schools in the sample have both male and female students, as well as some students who plan four years of college and others who do not. Thus, each of these four subgroups is spread more or less evenly across the full number of clusters (schools). Since each of these subgroups includes roughly half of the total sample, the average number of cases per cluster is about half as large as for the total sample, and this leads to a smaller design effect than is found for the total sample. Other subgroups involving different patterns of drug use are also distributed more or less evenly across all clusters and thus are subject to the same phenomenon of smaller design effects because of the smaller number of cases per cluster.

One very important exception to the pattern of smaller design effects for subgroups involves the four geographic region subgroups presented in this volume. These subgroups do not cut across all clusters; instead, regions have been described as "segregated" subgroups, in contrast to the "cross-class" subgroups discussed above. For such segregated subgroups, the average number of cases per cluster is about the same as is found in the total sample, and thus the design effects are not lower than those for the total sample (Kish et al., 1976). Another subgroup that is in some respects similar to regional subgroups is the category of blacks. Black respondents are not found equally across high schools throughout the United States. There are, of course, regional differences in proportions of blacks, and these contribute substantially to this lack of equal distribution. In addition, there are patterns of segregation in housing that continue to be reflected in the unequal distribution of blacks in



high schools. The net effect of these several factors is that the black subgroup in our sample is "partially segregated" in a sampling sense as well as in the more usual usage of that word. For that reason, the design effects for blacks are somewhat larger than for other subgroups of approximately similar size.

Because the subgroups consisting of blacks and the four regional groups all have larger design effects than do other subgroups of the same size, it is necessary to adjust the confidence intervals for these subgroups as indicated in Appendix A. (At a later point in the present appendix we will say more about these adjustment factors.)

One other kind of "subgroup" must be noted in this discussion of the relationship between subgroup size and design effects. One-fifth of the total sample filled out each of the five separate questionnaire forms, and thus the respondents to each of these forms may be viewed as a "cross-class" subgroup of the total sample. The average cluster size for a single form is exactly 20 percent of the average cluster size for the total sample. That means, of course, that the single-form samples (which are the basis for the large majority of the data presented in this volume) are distinctly more "efficient" than the sample based on all five forms. Accordingly, single-form data have much smaller design effects (as displayed later in this appendix).

**Design Effects for Comparisons between Subgroups.** We noted above that a number of subgroups treated in this volume can be described as "cross-class" subgroups, meaning that members of the subgroup are distributed more or less evenly across sampling clusters. For these kinds of subgroups, it turns out that *comparisons* are relatively efficient, from a sampling standpoint. The technical explanation for this phenomenon is that there is a higher degree of covariance between such subgroup pairs than would be the case in a comparison of independent subgroups. Now let us offer a fairly nontechnical illustration to indicate why this is so. Suppose that a researcher interested in the use of marijuana during the senior year of high school obtained data from five high schools concerning female seniors' marijuana use and data from five other high schools concerning male seniors' marijuana use. Suppose that the percentage values for marijuana use during senior year were as follows:

Female seniors (five schools):

60%, 20%, 65%, 30%, 50%

Male seniors (five other schools):

40%, 80%, 25%, 70%, 60%

Even though there is a difference of 10 percentage points between males and females (if the five schools in each case are averaged), there is still so much variability among schools that one would not conclude with very much confidence that females in general are less likely than males to use marijuana during the senior year of high school. Suppose, on the other hand, that the researcher had obtained data from a total of only five schools and had obtained data concerning both male and female seniors in each school as follows:

	Females	Males
School A	60%	70%
School B	20%	25%
School C	65%	80%
School D	30%	40%
School E	50%	60%

The same group of percentages, this time based on five pairings of males and females rather than independent observations, are much more strongly suggestive of systematic differences between the sexes.

A process analogous to that illustrated above is involved when "cross-class" subgroups are compared, and the increased accuracy or sampling efficiency is reflected in relatively small sampling errors and design effects.

**Design Effects for Trends.** Thus far this discussion of factors influencing design effects and confidence intervals has focused only on groups and subgroups within a single year. But one of the central purposes of the Monitoring the Future project is to monitor trends over time; indeed, the study procedures have been standardized across years insofar as possible in order to provide the opportunity for sensitive measurement of change. One of the factors designed to produce an added degree of consistency from one year to the next is the use of each school for two data collections, which means that for any two successive years half of the sample of schools is the same. This, plus the fact that the other half of the school sample in a given year is from the same primary sampling units as the half sample it replaced, means that there is a good deal of consistency in the sampling and clustering of the sample from one year to the next. As a result, when cross-year comparisons are made (say, between 1976 and 1977), the design effects are appreciably smaller (i.e., the efficiency is greater) than if completely independent samples of schools



had been drawn each year. In other words, the 1976 and 1977 samples are not independent; on the contrary, there is a considerable degree of covariance between them. A similar level of covariance occurs between any pair of adjacent-year samples (e.g., 1977 and 1978), because about half of the schools in both samples were the same. This covariance, or partial "matching," reduces the design effect for differences observed between adjacent years, compared to what they would have been with totally independent samples.

It follows from the discussion above that a trend over an interval greater than one year (e.g., a comparison between 1976 and 1978, which involves totally nonoverlapping school samples) is likely to have a design effect that is larger than that for a comparison between adjacent-year samples.

**Variables with Unusually Large Design Effects.** Kish et al. (1976) stress the importance of computing sampling errors for many kinds of variables, and they point out that they have found "very wide ranges in values of sampling errors (standard errors and design effects) between diverse variables within the same survey" (p. 21). Our own experience has been that, among most variables, the variation in sampling errors and design effects seems more random than consistent, and thus we are reasonably comfortable with the use of averaging procedures (described below) in order to derive a set of general purpose tables. There are some important exceptions to the above generalization, however. Variables that are likely to be grouped according to geographical area (region and/or urbanicity), as well as variables that may differ systematically from one school to another, show much higher than usual amounts of homogeneity within sample clusters. It follows necessarily that such variables also have much higher than usual design effects. The variables in the Monitoring the Future study that seem most likely to show such high design effects tend to be grouped into the questionnaire segment dealing with background factors and educational aspirations (Section C of all questionnaire forms). These variables were excluded from the process of computing overall design effects and the confidence intervals provided in Tables A-1 and A-2. Appendix A provides a further discussion of some of these variables and offers some suggestions for adjusting the confidence interval tables to deal with them.

### Procedures Used in Deriving Design Effects and Tables of Confidence Intervals

Having taken some pains to review the several factors that can influence design effects and confidence intervals, it is now a fairly simple matter for us to summarize the steps followed to compute the tables of confidence intervals shown in Appendix A. We were heavily influenced in this effort by the work of Kish and his colleagues (Kish, 1965; Kish et al., 1976) in two ways. First, we followed their recommendation that sampling errors be computed and averaged across a goodly number of variables and subgroups. Second, we paid particular attention to their observation that design effects tend to be smaller for subgroups than for total samples (a point discussed earlier in this appendix).

**Confidence Intervals for Single Percentages.** Our procedure was to compute sampling errors and design effects for most of the variables that are common to all five forms (those in the C sections of all questionnaires and those in the B sections of Forms 2 through 5) and for every twentieth variable in the A, D, and E sections. (Form 1 was omitted because most of this form comprises drug-related items, and such items involve high proportions of missing data because respondents are instructed to skip over many questions that are not applicable to them.) Design effects were computed for each of the subgroups reported in this volume, as well as for the total sample. Design effects for each subgroup and for the total were averaged across variables for the C section material (all five forms), the B section material (drug use measures, all four forms), and the sampling of variables from the A, D, and E sections (single-form data). As noted earlier, the variables that showed unusually high levels of homogeneity within sample clusters were excluded from the C section variables when they were averaged. The 1977 data were used for this analysis. Later replication using 1976 data provided nearly identical values.

The averaging process consisted of taking a mean of the *square roots* of the design effects. Kish and his colleagues (1976) refer to the design effect as DEFF and to the square root of the design effect as DEFT; thus  $\sqrt{\text{DEFF}} = \text{DEFT}$ . We will find it useful to use this terminology in what follows. The rationale for computing means of DEFT rather than DEFF is that the former value is directly proportionate to the size of confidence intervals. A further reason for



doing so is that the values of DEFT approximate a normal distribution much more closely than do the values of DEFF, which are skewed upwards. (A comparison of mean DEFTs and median DEFTs showed them to be quite similar, something that certainly is not true of mean and median DEFFs.)

Bearing in mind that design effects tend to be smaller for subgroups than for total samples and bearing in mind also that confidence intervals are directly proportionate to DEFT and to  $\sqrt{N}$ , we plotted the mean DEFT values for the total sample and for all subgroups, in each case relating DEFT to  $\sqrt{N}$ . The results are shown in Figure B-1. Note that distinctions are made between "cross-class" and "segregated" subgroups and between mean DEFTs based on five forms and those based on single forms. (The  $\sqrt{N}$  values for the latter are, of course, much smaller.)\*

Setting aside the "segregated" subgroups (regions and blacks) for the moment, it is clear that the rest of the mean DEFTs in Figure B-1 show a very clear and consistent pattern: the higher the value of  $\sqrt{N}$ , the higher the mean DEFT. It turns out that these mean DEFT values are very closely approximated by the function  $\text{DEFT} = \sqrt{1.3 + 0.00015N}$ , as shown by the solid line in the figure. (The function can also be stated as  $\text{DEFF} = 1.3 + 0.00015N$ .) The particular parameters in that function were derived empirically, but the basic function (i.e.,  $\text{DEFT} = \sqrt{a + bN}$ ) was adapted directly from the work of Kish et al. (1976).

Given the above function that fitted the mean DEFT values for the total sample and the "cross-class" subgroups, we returned to the problem of assigning DEFT values for the "segregated" subgroups. The simplest solution was to select two adjustment factors that could be multiplied by the confidence interval values in Table A-1. These adjustment factors are shown by the dashed lines in Figure B-1; they correspond to multiplying the "standard" DEFT (solid line) by a factor of 1.1 for single-form data and by a factor of 1.33 for five-form data. These adjustments, which were selected on empirical grounds, yield design effects for the "segregated" subgroups that are approximately equal to the design effects for the total sample (treating single-form and five-form data separately, of course). This is reassuring, since Kish et al. (1976) have reported that "segregated" subgroups can in general be expected to show design effects approximately equal to the design effects for the

total sample.

After the data in Figure B-1 were plotted and the form of the main function (indicated by the solid line) was determined, DEFT values for drug use measures (material in Section B of all forms) were checked. It was found that the DEFTs for only two drug categories, alcohol and marijuana, exceeded the values indicated by the function; accordingly, adjustment factors were developed for these two drugs (1.6 and 1.35, respectively).

**Confidence Intervals for Differences between Two Percentages.** Our procedure here was directly parallel to that followed in determining confidence intervals for single percentages. DEFT values for the differences between 1976 and 1977 percentages were computed using virtually the same set of items as used earlier. Also computed were mean DEFT values for comparisons in the same year between subgroups such as males and females, those who did and did not plan to complete four years of college, blacks and whites, pairings of regions, and pairings of drug use groups. It was found that, for any given level of  $N$ , the mean DEFT values for subgroup comparisons were quite similar to the mean DEFT values for one-year trends; accordingly, all of these mean DEFTs were included in Figure B-2, which plots mean DEFTs for differences between percentages. In this figure, as in Figure B-1, the strong relationship was evident between mean DEFTs and the numbers of cases in the two groups being compared. This relationship can be very closely approximated by the function  $\text{DEFT} = \sqrt{1.3 + 0.000075N}$  (which can also be stated as  $\text{DEFF} = 1.3 + 0.000075N$ ), where  $N = 2N_1N_2/N_1 + N_2$ .

It was expected on grounds of sampling theory that, as we found earlier, the function that fit most differences between percentages would not fit differences involving regions and differences involving blacks. In fact, the data indicated that some adjustment is necessary for black-white comparisons using data from all five forms and, also, for comparisons as well as trends involving any region. We have not tried to show those adjustments in Figure B-2, but the several values involved are shown in the guidelines to Table A-2.

It was also expected on the grounds of sampling theory that trends across an interval of two or more years would show somewhat higher values of DEFT than one-year trends. It turned out that this was true only for data from all five forms; data based on one form only did not show significantly

\*The five-form data consisted of C section material, excluding those variables related to region, urbanicity, and/or socioeconomic level.



Figure B-1  
Design Effects for Single Percentages

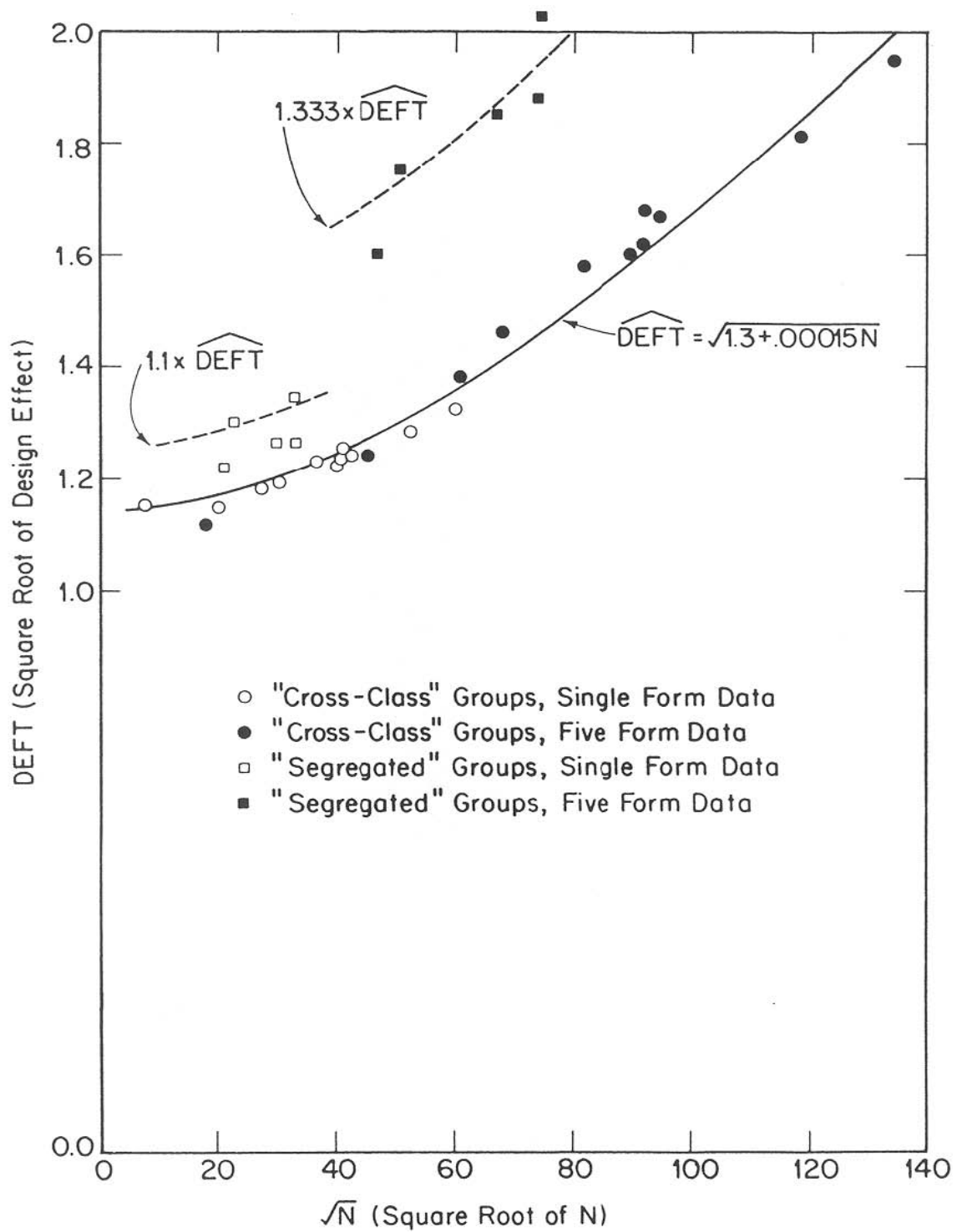
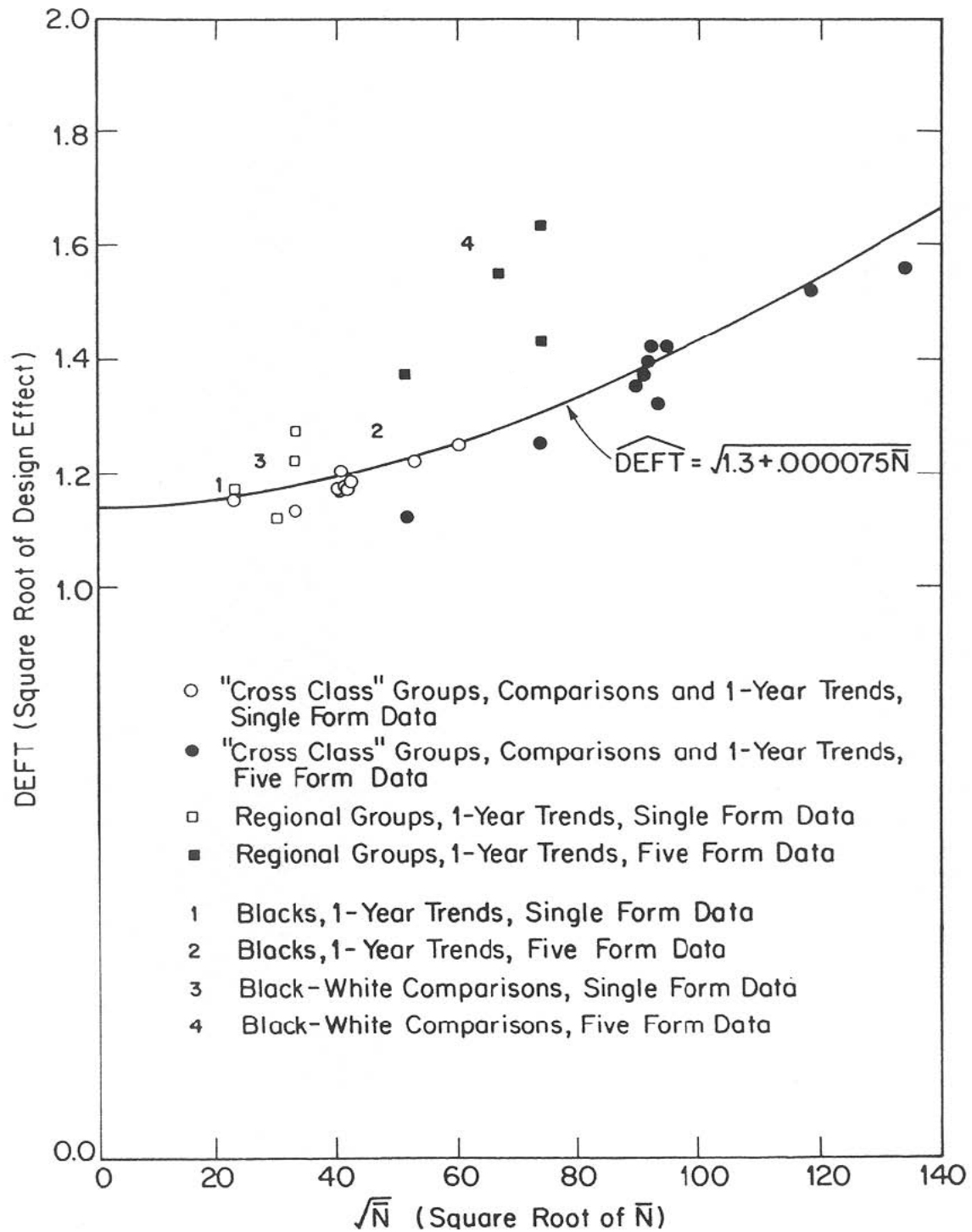




Figure B-2  
Design Effects for Differences between Percentages





higher values. The adjustment factors for trends involving five forms over two or more years are shown in Table A-2.

**Use of Weighted Numbers of Cases in Entering Confidence Interval Tables.** We should mention in passing that the recommendations for using the tables in Appendix A indicated that *weighted N* values should be used. The computer program that generated our design effect statistics makes use of weights in calculating percentages and actual sampling variances. But in computing the DEFF ratio, defined as the actual sampling variance divided by the expected sampling variance from a simple random sample with the same number of elements, the program makes use of the *unweighted* numbers of cases to determine "the same number of elements." Since the mean weights used in the 1975, 1976, and 1977 data tables are slightly lower than 1.0, this means that when entering the tables in Appendix A with weighted data from those years, one is being very slightly "conservative" (slightly reduced risk of a Type 1 error; slightly increased risk of a Type 2 error). It is important to realize that if one took the trouble to make corrections for this "conservatism," the correction would rarely be as great as multiplying the Table A-1 and Table A-2 entries by a factor of about 0.95; and, in the large majority of cases, the correction would involve multiplying by a factor of about 0.98. We find such discrepancies to be trivially small, particularly when compared with what Kish et al. (1976, p. 12) describe as the "heroic simplifications" required in some of the steps leading to general purpose tables of design effects and confidence intervals.

Before the 1978 data tables were produced, we had come to realize the advantages in having weighted values that averaged 1.0; accordingly, beginning with the 1978 data, the weighted *N* values in the tables do approximate the actual numbers of cases quite closely. But it was impractical to redo the 1975 through 1977 data tables to incorporate this refinement. Another alternative would have been to employ slightly different versions of Tables A-1 and A-2, containing slightly different confidence intervals for each of those three years; however, we felt that such an approach could introduce confusion when cross-year comparisons were made. Thus, we opted for the solution that seems to us to be most simple and manageable, even though it involves the slight degree of "conservatism" noted above. For readers

who find this solution undesirable, we have included Table B-1, which presents weighted and unweighted *N*s for the various subgroups for each year. Table B-1 contains *N*s for all five forms (except for 1975, which shows *N*s for Forms 2 through 5). Thus, readers who wish to avoid the slight "conservatism" (and also to be more precise for subgroups in 1978 and later whose average weight is not exactly 1.0) may determine the unweighted *N*s. Some correction for missing data should be made in this case; this can be accomplished by calculating the percentage of missing data (using the weighted *N*s from the data table and the weighted *N* from Table B-1) and adjusting the unweighted *N* accordingly. These adjusted unweighted *N*s can then be used in Appendix A.

### Further Applications of These Design Effects and Sampling Errors

One of the reasons for providing the above review of the factors influencing design effects and confidence intervals, and the procedures used in computing our confidence interval tables, is to provide sufficient background and data to permit the interested reader to go beyond the material provided in Appendix A. In this section we consider two specific extensions, the calculation of levels of "statistical significance" higher than 95 percent and the computation of means and their confidence intervals.

**Calculating Confidence Intervals for Higher Levels of Statistical Significance.** The entries contained in Tables A-1 and A-2 provide the 95 percent confidence level (also referred to as the .05 level of significance). These entries were computed by multiplying the standard error (square root of sample variance) by a factor of 1.96. The 99 percent confidence interval (.01 level of significance) uses a factor of 2.58 standard errors, and the 99.9 percent confidence interval (.001 level of significance) uses a factor of 3.29 standard errors. To convert the entries in Tables A-1 and A-2 to these higher levels, it is necessary only to multiply the entries by the appropriate constant shown below (keeping in mind that any other adjustments required in the tables must also be applied):

Confidence Interval	Significance Level	Multiply Entries by the Following:
99.0%	.01	2.58/1.96 = 1.32
99.9%	.001	3.29/1.96 = 1.68



**Table B-1**  
**Sample Sizes (Unweighted and Weighted) in Subgroups by Year**

		Number of Cases																		
		Class of 1975*		Class of 1976		Class of 1977		Class of 1978		Class of 1979		Class of 1980		Class of 1981		Class of 1982		Class of 1983		
		Unwtd.	Wtd.	Unwtd.	Wtd.	Unwtd.	Wtd.	Unwtd.	Wtd.	Unwtd.	Wtd.	Unwtd.	Wtd.	Unwtd.	Wtd.	Unwtd.	Wtd.	Unwtd.	Wtd.	
Total Sample		12,627	12,108	16,678	15,138	18,436	15,830	18,924	18,916	16,662	16,662	16,524	18,267	18,348	16,947					
Sex:																				
Male		5,799	5,571	7,999	7,241	8,449	7,358	8,603	8,779	7,889	7,778	7,935	8,775	8,725	8,979	8,828	8,106	8,074		
Female		6,371	6,100	7,924	7,257	9,188	7,850	9,416	9,266	8,139	8,232	7,874	8,078	8,752	8,865	8,610	8,788	8,160	8,227	
Race:																				
White		**	**	12,933	11,796	13,818	12,240	14,663	14,847	13,432	13,299	12,894	12,846	13,625	13,985	13,753	13,887	12,697	12,806	
Black		**	**	1,806	1,716	2,500	1,938	2,205	2,096	1,617	1,742	1,939	2,098	2,495	2,265	2,203	2,080	2,191	2,067	
Region:																				
Northeast		3,014	2,695	4,034	3,570	4,760	3,959	4,841	4,607	3,926	4,016	4,281	3,877	4,269	4,290	4,719	4,741	4,130	4,056	
Midwest		3,951	3,832	5,098	4,687	5,697	4,758	5,576	5,411	5,385	4,874	4,340	4,873	5,069	5,484	5,223	5,383	4,245	4,784	
South		3,366	3,857	4,177	4,597	4,908	4,820	5,566	6,292	4,713	5,055	4,667	5,049	5,513	5,600	5,191	5,551	5,522	5,434	
West		2,296	1,724	3,369	2,284	3,071	2,294	2,941	2,605	2,638	2,717	3,236	2,726	3,416	2,893	3,215	2,672	3,050	2,673	
College Plans:																				
Complete 4 years		**	**	7,963	6,994	8,933	7,407	9,264	8,844	8,571	8,203	9,191	8,658	10,256	9,878	9,851	9,360	9,342	9,062	
None or under 4 years		**	**	7,179	6,877	7,764	7,048	7,857	8,413	6,715	7,063	5,995	6,578	6,486	7,008	6,971	7,507	6,214	6,555	
Illicit Drug Use:																				
None		4,329	4,400	6,532	6,091	6,672	5,878	6,400	6,595	5,426	5,654	5,322	5,591	5,954	6,148	6,157	6,328	6,001	6,082	
Marijuana only		2,044	1,894	3,950	3,457	4,955	4,050	5,354	5,214	4,756	4,610	4,480	4,357	4,313	4,179	4,127	4,040	3,657	3,599	
Few pills		1,163	1,113	1,942	1,736	2,173	1,813	2,329	2,304	2,171	2,168	2,150	2,104	2,297	2,306	2,449	2,439	2,308	2,315	
More pills		2,157	1,989	3,427	2,987	3,857	3,266	3,906	3,885	3,622	3,543	3,873	3,760	4,972	4,925	4,896	4,839	4,333	4,306	
Any heroin		231	216	319	268	321	280	289	302	193	186	186	180	183	189	212	210	210	206	

NOTE: The sample sizes for questions on a single form are approximately one-fifth of the Ns given above for 1975-88 and one-sixth of the Ns given above for 1989 and later. \*The number of cases shown for 1975 is based on Forms 2 through 5 only, because the data from Form 1 are intentionally not included in tabulations based on drug and demographic items that appeared in all forms.

\*\*\*Missing data problems were severe for race and college plans in 1975; accordingly, these data have been excluded from all tables in the 1975 report.







**Table B-1 (cont.)**  
**Sample Sizes (Unweighted and Weighted) in Subgroups by Year**

		Number of Cases																	
		Class of 1993		Class of 1994		Class of 1995		Class of 1996		Class of 1997		Class of 1998		Class of 1999		Class of 2000		Class of 2001	
		Unwtd.	Wtd.	Unwtd.	Wtd.	Unwtd.	Wtd.	Unwtd.	Wtd.	Unwtd.	Wtd.	Unwtd.	Wtd.	Unwtd.	Wtd.	Unwtd.	Wtd.	Unwtd.	Wtd.
Total Sample		16,763	16,763	15,929	15,929	15,876	15,876	14,823	14,823	15,963	15,963	15,780	15,780	14,056	14,056	13,286	13,286	13,304	13,304
Sex:																			
Male	7,484	7,708	7,015	7,095	7,211	7,293	6,687	6,806	7,215	7,269	7,105	7,286	6,410	6,485	5,901	5,991	5,911	5,962	
Female	8,459	8,310	8,104	8,075	7,935	7,891	7,334	7,261	7,781	7,793	7,798	7,618	6,901	6,804	6,477	6,492	6,499	6,543	
Race:																			
White	10,985	11,274	10,473	10,786	10,744	11,012	9,133	9,890	9,434	10,210	9,781	10,280	9,180	9,499	8,123	8,447	7,780	8,187	
Black	2,249	2,045	1,789	1,761	1,771	1,693	2,221	1,719	2,420	2,001	1,947	1,885	1,793	1,692	2,027	1,707	1,815	1,567	
Region:																			
Northeast	3,278	2,848	3,073	2,807	3,358	2,881	4,032	3,122	3,940	3,405	3,358	2,952	3,012	2,572	3,052	2,616	3,314	2,591	
Midwest	4,667	4,717	4,002	4,124	3,476	4,380	3,132	3,878	3,639	4,249	3,535	3,948	3,352	3,668	3,359	3,252	2,751	3,753	
South	4,937	5,902	5,166	5,861	6,069	5,593	5,146	5,345	5,704	5,469	5,682	5,928	5,108	5,108	4,665	4,687	4,540	4,300	
West	3,881	3,296	3,688	3,138	2,973	3,022	2,513	2,479	2,680	2,839	3,205	2,952	2,584	2,708	2,210	2,732	2,699	2,659	
College Plans:																			
Complete 4 years	11,832	11,731	11,460	11,226	11,605	11,396	10,740	10,954	11,347	11,226	11,499	11,260	10,550	10,344	9,753	9,471	9,775	9,678	
None or under 4 years	3,491	3,780	3,221	3,542	3,043	3,351	2,825	2,746	3,094	3,342	2,891	3,157	2,570	2,848	2,212	2,654	2,319	2,563	
Illicit Drug Use:																			
None	9,272	9,373	8,260	8,395	7,890	7,996	6,996	7,101	7,121	7,054	7,008	7,024	6,196	6,206	5,965	5,917	5,988	5,941	
Marijuana only	2,834	2,720	3,001	2,863	3,329	3,255	3,402	3,254	3,868	3,835	3,865	3,818	3,555	3,483	3,284	3,210	3,204	3,195	
Few pills	1,776	1,829	1,734	1,762	1,731	1,756	1,564	1,654	1,711	1,708	1,693	1,710	1,461	1,467	1,277	1,348	1,369	1,420	
More pills	2,252	2,281	2,248	2,259	2,273	2,247	2,142	2,149	2,420	2,532	2,419	2,443	2,189	2,252	1,964	2,056	2,073	2,121	
Any heroin	185	187	198	185	259	250	264	263	315	320	299	301	282	283	287	316	224	236	

NOTE: The sample sizes for questions on a single form are approximately one-fifth of the Ns given above for 1975-88 and one-sixth of the Ns given above for 1989 and later.







**Computing Means and Their Confidence Intervals.** Many of the questionnaire items included in this volume have ordinal response scales (e.g., agree, mostly agree, neither, mostly disagree, disagree), and it is often the case that a survey analyst will be willing to treat such scales as if they involved equal intervals. In such cases, means and standard deviations are more "efficient" in their use of information than are dichotomies that yield a single percentage or a pair of percentages (e.g., those who respond "agree" or "mostly agree" vs. all others). It is a relatively straightforward matter to compute means and standard deviations for the total sample or any of the subgroups treated in this volume. The problem, then, is to be able to specify confidence intervals for the means or for the differences between pairs of means. In the case of simple random samples, one needs only the means, standard deviations (or variances), and numbers of cases in order to compute confidence intervals. But in complex samples such as the present one, it is also necessary to take account of design effects. If an estimate of design effect is available, one of the simplest procedures to follow is to divide the actual numbers of cases by the design effect (thereby "depreciating" the actual number to its equivalent value in simple random sample terms) and then employ the standard statistical procedures that have been developed for application to simple random samples. Thus, for example, if the design effect (DEFF) for a sample of 18,000 were 4, then one could divide the 18,000 by 4 and the result, 4,500, could be entered as the value of "*N*" in statistical tables and formulas designed for use with simple random samples. To take another example, if one were comparing means based on two subgroups, each involving about 9,000 cases, and if the DEFF (for both subgroups) was 2, then one could compute the significance of the difference between the two means as if the *N* for each group were 4,500 (i.e., 9,000 divided by 2).

In short, the strategy involves dividing the actual number of cases by the appropriate DEFF in order to get a "simple random sampling equivalent *N*" or, more simply, an "effective *N*" for use in statistical procedures designed for random samples.

**Design Effects for Use in Computing "Effective *N*s."** In order to employ the strategy outlined

above, one must have estimates of design effects that are judged to be appropriate for one's purposes. In the case of means based on the percentages reported in this volume, we are confident (based on personal communications with Kish) that it is appropriate to use the same DEFF values as were used in developing Tables A-1 and A-2. For other, more complex statistics, we cannot make the same assertion, although it is generally the case that design effects for such statistics are not larger than those for means and percentages (Frankel, 1971; Kish and Frankel, 1970).

In Table B-2 we provide guidelines for computing DEFF values for single percentages (or means) and for differences between two percentages (or means). For reasons discussed elsewhere in this appendix, we must provide for different (and somewhat higher) DEFFs for "segregated" subgroups (regional subgroups and sometimes also blacks) and for trends over two or more years (in contrast to one-year trends). And in all instances, of course, the DEFF values are very much influenced by the average size of sampling clusters, which is always dependent on the number of cases (*N*). Accordingly, all of the design effect formulas in Table B-2 require computations that take account of *N*. (It should also be noted that the formulas in Table B-2 correspond exactly to the values of design effects and adjustment factors used in Tables A-1 and A-2 in Appendix A.)

**A Concluding Note.** In their very useful paper dealing with sampling errors for fertility surveys, Kish et al. (1976) commented that some of the methods they used "emerged after several false starts." They went on to say that the volume and diversity of the data they were dealing with "presented new challenges and opportunities." And they added, "Our methods are subject to further developments and modifications, and we invite participation and suggestions" (p. 10). Our own attempts to apply the methods of Kish and his colleagues to the data reported in this volume have been challenged by the diversity of the data, have involved several false starts, and, we hope, are subject to further developments and modifications. We invite readers to offer their suggestions, and we also encourage readers to inquire about further work that we and/or others may carry out during the coming months and years.



**Table B-2**  
**Guidelines for Computing Design Effects (DEFFs) for**  
**Percentages and Means Derived from Monitoring the Future Samples**

Definitions	
DEFF (design effect) = $\frac{\text{estimated sampling variance}}{\text{expected sampling variance from simple random sample with same number of elements}}$	
$N$ = number of respondents on whom a single percentage or mean is based	
$\bar{N} = 2N_1N_2/(N_1 + N_2)$ , for use in comparisons of two percentages or means, based on two groups of sizes $N_1$ and $N_2$	
Design Effect Formulas	
1. For single percentages or means involving . . .	
a. Regional subgroups or blacks	
DEFF for single-form data	$(1.3 + 0.00015N)(1.21)$
DEFF for five-form data	$(1.3 + 0.00015N)(1.78)$
b. All other subgroups or total sample	
DEFF for single-form or five-form data	$1.3 + 0.00015N$
2. For comparisons between . . .	
a. Any two regions	
DEFF for single-form data	$(1.3 + 0.000075 \bar{N})(1.32)$
DEFF for five-form data	$(1.3 + 0.000075 \bar{N})(2.25)$
b. Blacks and whites	
DEFF for single-form data	$1.3 + 0.000075 \bar{N}$
DEFF for five-form data	$(1.3 + 0.000075 \bar{N})(1.56)$
c. Genders, college plans groups, or any two "drug use" subgroups	
DEFF for single-form or five-form data	$1.3 + 0.000075 \bar{N}$
3. For one-year trends involving . . .	
a. Any region	
DEFF for single-form data	$1.3 + 0.000075 \bar{N}$
DEFF for five-form data	$(1.3 + 0.000075 \bar{N})(1.56)$
b. All other subgroups or total sample	
DEFF for single-form or five-form data	$1.3 + 0.000075 \bar{N}$
4. For trends over two or more years involving . . .	
a. Any region	
DEFF for single-form data	$1.3 + 0.000075 \bar{N}$
DEFF for five-form data	$(1.3 + 0.000075 \bar{N})(1.82)$
b. All other subgroups or total sample	
DEFF for single-form data	$1.3 + 0.000075 \bar{N}$
DEFF for five-form data	$(1.3 + 0.000075 \bar{N})(1.32)$



## Appendix C

### Questionnaire Covers, Instructions, and Sample Page



This questionnaire is part of a nationwide study of high school seniors, conducted each year by the University of Michigan's Institute for Social Research. The questions ask your opinions about a number of things—the way things are now and the way you think they ought to be in the future. In a sense, many of your answers on this questionnaire will count as "votes" on a wide range of important issues.

If this study is to be helpful, it is important that you answer each question as thoughtfully and frankly as possible. All your answers will be kept strictly confidential, and will never be seen by anyone who knows you. A special grant of confidentiality from the U.S. government guarantees our ability to keep all data completely confidential.

This study is completely voluntary. If there is any question that you or your parents would find objectionable for any reason, just leave it blank.

In a few months, we would like to mail each of you a summary of the nationwide results from this study. Also, in about a year we would like to mail another questionnaire to some of you, asking about how your plans have worked out and what's happening in your lives.

In order to include you in these mailings, we ask for your name and address on a special form at the end of this questionnaire. This form is to be torn out and handed in separately. Once the address form and the questionnaire have been separated, there is no way they can be matched again, except by using a special computer file at the University of Michigan. The only purpose for that file is to match a follow-up questionnaire with this one.

Other seniors have said that these questionnaires are very interesting and that they enjoy filling them out. We hope you will too. Be sure to read the instructions on the other side of this cover page before you begin to answer. Thank you very much for being an important part of this project.

2009-12

INSTITUTE FOR SOCIAL RESEARCH/THE UNIVERSITY OF MICHIGAN/ANN ARBOR, MICHIGAN



## INSTRUCTIONS

1. This is not a test, so there are no right or wrong answers; we would like you to work fairly quickly, so that you can finish.
2. All of the questions should be answered by marking one of the answer spaces. If you don't always find an answer that fits exactly, use the one that comes closest. If any question does not apply to you, or you are not sure of what it means, just leave it blank.
3. Your answers will be read automatically by a machine called an optical mark reader. Please follow these instructions carefully:

- Use only the black lead pencil you have been given.
- Make heavy black marks inside the circles.
- Erase cleanly any answer you wish to change.
- Make no other markings or comments on the answer pages, since they interfere with the automatic reading. (If you want to add a comment about any question, please use the space provided below.)

These kinds of markings  
will work:



These kinds of markings  
will NOT work:



---

(THIS SPACE FOR WRITTEN COMMENTS)



**WHY YOUR NAME AND ADDRESS?**

As we told you earlier, we'd like to send you a summary of the nationwide results of the present study, and in about a year we want to mail a similar questionnaire to some of you. In order to include you in these mailings, we would like to have an address where information will be sure to reach you during the coming year.

**HOW IS CONFIDENTIALITY PROTECTED?**

- The information on this page will be used ONLY for mailing, and will always be kept separate from your answers. A special Grant of Confidentiality from the U.S. government protects all information gathered in this research project.
- The questionnaire and address cards will be collected separately, sealed immediately in separate envelopes, and sent to two different cities for processing.
- Once a questionnaire and address card have been separated, there is no way they can be matched, except by using a special computer file at the University of Michigan. That file contains the two DIFFERENT numbers that appear on the back of this address card and on the back of the questionnaire. These numbers will be used ONLY to match a follow-up questionnaire with this one.

**Before filling out this address card, please separate it from the rest of the questionnaire by FOLDING ALONG THE PERFORATED LINE AND TEARING CAREFULLY.**

Please **PRINT** your name and mailing address.

FIRST NAME		INITIAL	LAST NAME
<hr/>			
STREET/ P.O. BOX	NUMBER	STREET or P.O. BOX	(APT#)
<hr/>			
CITY <hr/>			
STATE <hr/>		ZIP <hr/>	
PHONE NUMBER(S) (      ) — <hr/>			
		AREA	
		(      ) — <hr/>	
		AREA	

**THANK YOU AGAIN FOR YOUR HELP**



## PART A

**\* BEFORE BEGINNING BE SURE YOU HAVE READ THE INSTRUCTIONS ON THE COVER.**

**1. Taking all things together, how would you say things are these days—would you say you're very happy, pretty happy, or not too happy these days?**

- ③ Very happy
- ② Pretty happy
- ① Not too happy

**2. How much do you agree or disagree with each of the following statements? (Mark one circle for each line.)**

- |  | Disagree | Mostly Disagree | Neither | Mostly Agree | Agree |
|--|----------|-----------------|---------|--------------|-------|
| a. The nation needs much more long-range planning and coordination to be prepared for the future ..... | ①        | ②               | ③       | ④            | ⑤     |
| b. I enjoy the fast pace and changes of today's world .....  | ①        | ②               | ③       | ④            | ⑤     |
| c. Things change too quickly in today's world .....  | ①        | ②               | ③       | ④            | ⑤     |
| d. I think the times ahead for me will be tougher and less fun than things are now .....               | ①        | ②               | ③       | ④            | ⑤     |

**3. Of all the time you spend with other people, about how much is spent with people over 30?**

- ① Very little
- ② Some
- ③ About half
- ④ Most
- ⑤ Nearly all

**4. Would you like to spend more time, or less time, with people over 30 if you could?**

- ① Much less time
- ② Somewhat less time
- ③ About the same as now
- ④ Somewhat more time
- ⑤ Much more time

**5. Would you like to spend more time, or less time, working with or helping younger children?**

- ① Much less time
- ② Somewhat less time
- ③ About the same as now
- ④ Somewhat more time
- ⑤ Much more time

**6. The next questions ask how satisfied or dissatisfied you are with several aspects of your life. For each question, mark the circle that shows best how you feel. If you are neutral about something, or are just as satisfied as you are dissatisfied, mark the middle answer. (Mark one circle for each line.)**

**How satisfied are you with...**

- |   | Completely Satisfied | Neutral | Completely Dissatisfied |
|---|----------------------|---------|-------------------------|
| a. Your job? (If you have no job, leave blank) .....  | ⑦ ⑥ ⑤ ④ ③ ② ①        |         |                         |
| b. The neighborhood where you live? .....   | ⑦ ⑥ ⑤ ④ ③ ② ①        |         |                         |
| c. Your personal safety in your neighborhood, on your job, and in your school—safety from being attacked and injured in some way? ..... | ⑦ ⑥ ⑤ ④ ③ ② ①        |         |                         |
| d. The safety of things you own from being stolen or destroyed in your neighborhood, on your job, and in your school? .....             | ⑦ ⑥ ⑤ ④ ③ ② ①        |         |                         |
| e. Your educational experiences? ...  | ⑦ ⑥ ⑤ ④ ③ ② ①        |         |                         |
| f. Your friends and other people you spend time with? .....   | ⑦ ⑥ ⑤ ④ ③ ② ①        |         |                         |
| g. The way you get along with your parents? .....   | ⑦ ⑥ ⑤ ④ ③ ② ①        |         |                         |
| h. Yourself? .....  | ⑦ ⑥ ⑤ ④ ③ ② ①        |         |                         |
| i. Your standard of living—the things you have like housing, car, furniture, recreation, and the like? .....                            | ⑦ ⑥ ⑤ ④ ③ ② ①        |         |                         |
| j. The amount of time you have for doing things you want to do? .....   | ⑦ ⑥ ⑤ ④ ③ ② ①        |         |                         |
| k. The way you spend your leisure time—recreation, relaxation, and so on? .....   | ⑦ ⑥ ⑤ ④ ③ ② ①        |         |                         |
| l. Your life as a whole these days? .....   | ⑦ ⑥ ⑤ ④ ③ ② ①        |         |                         |
| m. The way our national government is operating? .....  | ⑦ ⑥ ⑤ ④ ③ ② ①        |         |                         |
| n. The amount of fun you are having? .....  | ⑦ ⑥ ⑤ ④ ③ ② ①        |         |                         |



# References

- Adelson, J. (1970, January 18). What generation gap? *New York Times Magazine*, pp. 1-11.
- Adelson, J. (1979, February). Adolescence and the generation gap. *Psychology Today*, pp. 33-37.
- Bachman, J. G., & Johnston, L. D. (1978). *The Monitoring the Future project design and procedures* (Occasional Paper No. 1). Ann Arbor: Institute for Social Research, The University of Michigan.
- Bachman, J. G., Johnston, L. D., O'Malley, P. M., & Schulenberg, J. E. (2011). *The Monitoring the Future project after Thirty-seven years: Design and procedures* (Occasional Paper No. 76). Ann Arbor: Institute for Social Research, The University of Michigan.
- Bachman, J. G., & O'Malley, P. M. (1981). When four months equal a year: Inconsistencies in students' reports of drug use. *Public Opinion Quarterly*, 45, 536-48.
- Bachman, J. G., & O'Malley, P. M. (1984). Yea-saying, nay-saying, and going to extremes: Are black-white differences in survey results due to response styles? *Public Opinion Quarterly*, 48, 409-27.
- Bachman, J. G., O'Malley, P. M., & Johnston, J. (1978). *Youth in transition: Vol. 6. Adolescence to adulthood – a study of change and stability in the lives of young men*. Ann Arbor: Institute for Social Research, The University of Michigan.
- Bachman, J. G., Wallace, J. M., Jr., O'Malley, P. M., Johnston, L. D., Kurth, C. L., & Neighbors, H. W. (1991). Racial/ethnic differences in smoking, drinking, and illicit drug use among American high school seniors, 1976-1989. *American Journal of Public Health*, 81, 372-77.
- Frankel, M. R. (1971). *Inference from survey samples: An empirical investigation*. Ann Arbor: Institute for Social Research, The University of Michigan.
- Hays, W. L. (1973). *Statistics for the social sciences* (2nd ed.). New York: Holt, Rinehart, & Winston.
- Johnston, L. D. (1973). *Drugs and American youth*. Ann Arbor: Institute for Social Research, The University of Michigan.
- Johnston, L. D., Bachman, J. G., & O'Malley, P. M. (1977). *Drug use among American high school students, 1975-1977*. Washington, D.C.: National Institute on Drug Abuse.
- Johnston, L. D., Bachman, J. G., & O'Malley, P. M. (1979). *Drugs and the class of 1978: Behaviors, attitudes, and recent national trends..* Washington, D.C.: National Institute on Drug Abuse.
- Johnston, L. D., Bachman, J. G., & O'Malley, P. M. (1982). *Student drug use in America, 1975-1981*. Washington, D.C.: National Institute on Drug Abuse.
- Johnston, L. D., O'Malley, P. M., & Bachman, J. G. (1984). *Drugs and American high school students, 1975-1983*. Washington, D.C.: National Institute on Drug Abuse.
- Johnston, L. D., O'Malley, P. M., Bachman, J. G., & Schulenberg, J. E. (2012a). *Demographic subgroup trends for various licit and illicit drugs, 1975-2011* (Occasional Paper No. 77). Ann Arbor: Institute for Social Research, The University of Michigan. Available at: <http://www.monitoringthefuture.org/pubs/occpapers/mtf-occ77.pdf>
- Johnston, L. D., O'Malley, P. M., Bachman, J. G., & Schulenberg, J. E. (2012b). *Monitoring the Future national survey results on drug use, 1975-2011. Volume 1: Secondary school students*. Ann Arbor: Institute for Social Research, The University of Michigan. Available at: [http://www.monitoringthefuture.org/pubs/monographs/mtf-vol1\\_2011.pdf](http://www.monitoringthefuture.org/pubs/monographs/mtf-vol1_2011.pdf)
- Johnston, L. D., O'Malley, P. M., Schulenberg, J. E., & Bachman, J. G. (2006). *The aims and objectives of the Monitoring the Future study and progress toward fulfilling them as of 2006* (Occasional Paper No. 65). Ann Arbor: Institute for Social Research, The University of Michigan.
- Kish, L. (1965). *Survey sampling*. New York: John Wiley & Sons.



- Kish, L., & Frankel, M. R. (1970). Balanced repeated replication for standard errors. *Journal of the American Statistical Association*, 65, 1071-94.
- Kish, L., Groves, R. M., & Krotki, K. P. (1976). *Sampling errors for fertility surveys* (Occasional Papers Series No. 17). Voorburg, The Netherlands: International Statistical Institute.
- U.S. Bureau of the Census. (Various years). *Current population reports* (Series P-20, Educational Attainment in the United States). Washington, D.C.: U.S. Government Printing Office.
- Wallace, J. M., Jr., Bachman, J. G., O'Malley, P. M., Johnston, L. D., Schulenberg, J. E., & Cooper, S. M. (2002). Tobacco, alcohol, and illicit drug use: Racial and ethnic differences among U.S. high school seniors, 1976-2000. *Public Health Reports*, 117 (Supplement 1), S67-S75.
- Wallace, J. M., Jr., Bachman, J. G., O'Malley, P. M., Schulenberg, J. E., Cooper, S. M., & Johnston, L. D., (2003). Gender and racial/ethnic differences in smoking, drinking, and illicit drug use among American secondary school students, 1976-2000. *Addiction*, 98, 225-34.
- Wallace, J. M., Jr., Forman, T. A., Guthrie, B. J., Bachman, J. G., O'Malley, P. M., & Johnston, L. D., (1999). The epidemiology of tobacco, alcohol, and other drug use among African American youth. *Journal of Studies on Alcohol*, 60(6), 800-9.



**Survey Research Center  
Institute for Social Research  
The University of Michigan**

**ISSN 0190-9185  
ISBN 978-0-87944-012-0**